161वाँ राज्य स्तरीय बैंकर्स समिति की बैठक
161st STATE LEVEL BANKERS' COMMITTEE MEETING

सितम्बर २०२० को समाप्त तिमाही की कार्यसूची
AGENDA NOTES FOR THE QUARTER ENDED SEPTEMBER 2020

दिनाँक: 28.12.2020, पूर्वाह्न 11.00 बजे

राज्य स्तरीय बैंकर्स समिति (ओड़िशा)

STATE LEVEL BANKERS' COMMITTEE, ODISHA

ୟୁକୋ ବ୍ୟାଙ୍କ (ଭାରତ ସରକାରଙ୍କ ଏକ ସଂସ୍ଥା)

यूको बैंक (भारत सरकार का उपक्रम)

UCO BANK (A Govt. of India Undertaking)

Wishing all a Happy and Prosperous New Year 2021

यूको बैंक UCO BANK
(भारत सरकार का उपक्रम) (A Govt. of India Undertaking)
सम्मान आपके विश्वास का Honours Your Trust

STATE LEVEL BANKERS COMMITTEE, ODISHA

संदर्भ सं/Lt No-SLBC/ODI/838/2020-21 **दिनांक / Date: 24.12.2020**

राज्य स्तरीय बैंकर्स समिति, उड़ीशा के सभी सदस्य
All the Members of State Level Bankers' Committee, Odisha

महोदय/महोदया Sir/Madam,

विषय: दिनांक 28th दिसंबर 2020 को होने वाले 161वें एस.एल.बी.सी. बैठक हेतु कार्यसूची नोट एवं पृष्ठभूमि पत्र।
Sub: Agenda Note & Background Papers for 161st SLBC Meeting to be held on 28th December 2020.

हम कार्यसूची नोट एवं पृष्ठभूमि पत्र आपके विनम्र अवलोकन एवं दिनांक **28th दिसंबर 2020** को होने वाले 161वें एस.एल.बी.सी. बैठक में सहभागिता हेतु संलग्नित कर रहे हैं।

We are enclosing herewith the Agenda Notes and Background Papers for your kind perusal and participation in the 161st SLBC Meeting to be held on 28th December 2020 through Video Conference as per the details below:

दिनांक / Date : 28.12.2020 (सोमवार / Monday)

समय / Time : 11.00 A.M
Through Video Conference

हम आपसे निवेदन करते हैं कि आप बैठक में अवश्य भाग लें तथा राज्य की प्रगति एवं विकास हेतु अपने बहुमूल्य सुझाव से हमें अवश्य अवगत कराएं।
We would request you to kindly make it convenient to attend the Meeting and give your valuable suggestions for growth and development of the State.

सादर / With regards,

भवदीय / Yours faithfully,

अरुपानन्द जेना / Arupananda Jena
महाप्रबंधक, यूको बैंक व संयोजक, एस.एल.बी.सी, उड़ीशा
General Manager, UCO Bank cum
Convener, SLBC, Odisha

Enclo: **यथोक्त** As stated above

यूको बैंक भवन, तृतीय तल, सी-2, अशोक नगर, भुवनेश्वर – 751009
UCO Bank Building, 3rd Floor, C-2, Ashok Nagar, Bhubaneswar – 751009
Phone: 0674-2620430, 2620431, 2620432, 2620433
E-mail: slbc.odisha@ucobank.co.in

CONTENTS - 161st SLBC

Agenda No.	Particulars	Page No
0	Banking at a glance in Odisha as on 30th Sept 2020	1
1	Confirmation of Proceedings of SLBC Meeting and Action Taken Report on the Major issues raised in the Meeting	3
2	Review of Bankers, LDMs & Collectors by Hon'ble Chief Minister of Odisha	5
3	Atma Nirbhar Bharat Package	6
4	Financial Inclusion and Banking Infrastructure	7
5	Annual Credit Plan / Priority Sector Lending / Sectoral Financing	10
6	Banking Key Indicators & CD Ratio	15
7	Loan Recovery – Legal / Institutional Support	17
8	Financing to MSME Sector	19
9	Central Government Sponsored Schemes	21
10	State Govt. Sponsored Schemes	29
11	Recent Policy initiatives of Govt. of India, Govt. of Odisha, RBI & NABARD	34
12	Banks Common Concerns (RSETI, etc.)	37
13	Functioning of DCC/DLRC/Strengthening of LDMs	38
14	Conduct of SLBC Meetings	39

LIST OF ANNEXURES - SEPT'20 QUARTER

Annexures	Particulars	Page No
1	KCC Saturation including PM Kisan Beneficiaries; Animal husbandry and Fisheries related activities	40-42
2	Emergency Credit Line Guarantee Scheme (ECLGS)	43-44
3	PMSVANidhi (Street Vendor) Report	45-45
4	Expanding and Deepening of Digital Payment Eco System-Review Format	46-47
5	Expanding and Deepening of Digital Payments Ecosystem - Target for Dec'20, Jan'21 & Feb'21	48-49
6	Progress under Roadmap for providing Banking Services	50-52
7	Status of Bharat Net, Phase-I & Phase-II	53-54
8	Status of Direct Benefit Transfer to LPG Consumers	55-55
9	Status of Aadhaar Generation.	56-56
10A	Annual Credit Plan (A.C.P) 2020-21 as on 30.11.2020	57-66
10B	Annual Credit Plan (A.C.P) 2020-21 as on 30.09.2020	67-76
10C	Bank group wise Achievement under ACP 2020-21	77-77
10D	Share of different Banks groups in Agriculture Credit Outstanding	78-78
11	Finance under Agriculture	79-79
12	Finance under KCC	80-80
13	Finance under Allied Agriculture	81-81
14	Bankwise status under MKUY as on 01.12.2020	82-82
15	Finance under Education loan	83-83
16	Finance under Housing Loan	84-84
17	Key Indicators	85-86
18	Area wise CD Ratio	87-88
19	Scheme wise NPA,Overdue & Recovery Position	89-96
20	Particulars of cases filed under OPDR Act and OACOMP Act.	97-99
21	SARFAESI Cases pending with District Magistrate	100-100
22	Credit flow to MSME	101-104
23	Performance under PMEGP	105-106
24	Bank wise performance under PMJDY	107-108
25	Bank wise District wise BSBDA	109-110
26	Enrollment status of PMSBY, PMJJBY & APY	111-111
27	Claim Settlement Status of Social Security Schemes	112-112
28	Pradhan Mantri MUDRA Yojana (PMMY) Performance	113-118
29	Stand Up India	119-119
30	Credit facility to Minority Community	120-120
31	Performance under NULM	121-123
32	Finance under Joint Liabilty Group	124-124
33	Finance under Artisan Credit Card	125-125
34	Finance under Swarozgar Credit Card	126-126
35	Credit Facility under CGTMSE	127-127
36	CGFMU Scheme	128-128
37	Corrigendum to existing Operational Guidelines of BALARAM	129-138
38	Progress on SHG Bank Linkage	139-139
39	Progress on Mission Shakti Loan	140-140
40	Status on Silpi Unnati Yojana (SUY)	141-148
41	NABARD-FIF for Deployment of 20 Lakh Bhim Aadhaar Pay Devices- Extension of time period	149-158
42	NABARD-FIF for conducting Financial Literacy Awareness - Programmes through FLCs	159-159
43	NABARD-FIF -Extension of Connectivity and Power Infrastructure Schemes	160-162
44	Performance of RSETIs in Odisha	163-167
Annexures for Information		
	Bank wise District wise Branch Network	168-169
	Bank wise District wise Branch Opened Report	170-171
	ATM Network in Odisha	172-173
	Branch & ATM Network and Branch & ATM Network in rural centres	174-174
	Disposal of loan applications under various sectors	175-182

161st SLBC AGENDA

BANKING AT A GLANCE IN ODISHA AS ON 30th Sept 2020

Sl	Particulars	Amt in Crore
1	Total Deposit	3,59,024.30
2	Total Advance utilized in the state	2,06,903.31
	Total Advance sanctioned and utilized in the state	1,85,396.05
3	Total Business (Deposit + Advance)	5,65,927.61
4	Credit Deposit (CD) Ratio (%) **Benchmark- 60%**	57.63
5	Credit Deposit Ratio excluding advance sanctioned in other state and utilized in our state	51.64
	CD Ratio of Rural Branches	67.01
	CD Ratio of Semi Urban Branches	44.91
	CD Ratio of Urban Branches	47.18
6	Total PS Advance	1,14,493.14
	% of PS Advance to ANBC **Benchmark - 40%**	61.76
7	Agriculture Advance	61,313.35
	% of Agriculture Advance to ANBC **Benchmark - 18%**	33.07
8	MSME Advance	42,030.43
	% of MSME Advance to ANBC Out of which, Micro Enterprises(Rs.20,337.67) (**Benchmark– 7.5 % of ANBC)**	22.67 10.97
9	Advance to Weaker Section	32,904.62
	% of Advance to weaker section to PS Adv. **Benchmark – 25%**	28.74
10	Education Loan B/o	1,748.79
11	Housing Loan B/o	15,796.81
12	Export Credit B/o	1,702.09
13	Total DRI Advance	1,196.51
14	Total Advance to Minority community	3,076.66
	% of Advance to Minority community of Total Priority Sector **(Norm 15 % of Priority Sector)**	2.69
15	Advance to Women	23,281.85
	% of Advance to Women(**Benchmark – 5% on NBC)**	12.56
16	Credit Investment to Deposit Ratio %	59.85
17	NPA in % (Average in the state)	6.03
	Public Sector Banks	8.14
	Private Sector Banks	1.34

	RRBs	26.08
	Cooperative Banks	0.82
	Small Finance Banks	1.62
18	Total No. of Branches	5513
	Rural Branches	2863
	Semi Urban Branches	1535
	Urban Branches	1115
19	Achievement under ACP 2020-21 vis-à-vis Annual Target under priority sector in %	36.57
	Agriculture	35.63
	MSME including Khadi & Village Industries and Others under MSME	49.99
	Export Credit	39.61
	Education	6.91
	Housing	10.09
	Social Infrastructure	1.75
	Renewable Energy	1.68
	Others	6.75
20	Lead Districts :	30
	State Bank of India	19
	UCO Bank	7
	Bank of India	2
	Union Bank of India	2
21	RSETIs :	30
	State Bank of India	17
	UCO Bank	7
	Bank of India	2
	CBI	1
	Union Bank of India	2
	RUDSETI : Canara Bank & Syndicate Bank	1
22	FLCs	140
	State Bank of India	19
	UCO Bank	7
	Union Bank of India	2
	Bank of India	2
	Cooperative Banks	97
	RRB	13

161st SLBC MEETING, ODISHA

AGENDA NOTES

AGENDA NO. 1

Confirmation of Proceedings of 160th SLBC Meeting held on 29.10.2020 at Bhubaneswar through Video Conferencing..

The proceedings of 160th SLBC Meeting held on 29.10.2020 was circulated among all the members of SLBC vide our letter No. SLBC/ODI/655/2020-21 dated 17.11.2020. Since no comments have been received from any quarter, the same may please be confirmed.

Action Taken Report on the Major issues raised in the meeting

Issues	Issue raised by	Action taken by/ to be taken by
Credit to Farmers, Credit to Woman Self Help Groups and Credit to MSME borrowers	Hon'ble Chief Minister, Odisha	These important issues discussed in the SLBC Sub-Committee meeting for Agriculture, FARD, MSME and the proceedings already circulated among members. Banks have improve their performance in 2nd quarter in the 3 sectors.
SHG-Interest Subvention	Hon'ble Chief Minister, Odisha	This issue was discussed in the meeting under the Chairperson of Commissioner cum Director, Mission Shakti on 16.11.2020. As of 21.12.2020, as informed by Mission Shakti, total interest subvention claim settled is Rs.6,867.96 lakhs
Opening of Brick & Mortar Branches in 65 Identified Centres	1.Development Commissioner cum ACS 2.Principal Secretary, Finance	Two B&M branch has already been opened at Birikote GP of Gajapati district & Huma GP of Sambalpur District by Axis Bank. HDFC Bank has identified one place at Anaspat in Keonjhar district to open Brick & Mortar branch. SLBC has received the survey report from Bank of Baroda, Union Bank of India, UCO Bank & Jana SFB.

		Other banks have not submitted their survey report till date.
Improvement of CD Ratio in the 12 districts where the ratio is less than 40% (Angul,Deogarh, Gajapati,Ganjam,Jagatsinghpur,Kandhamal,Kendrapara,Keonjhar,Malkangiri,MayurbhanjPuri and Sambalpur)	Secretary, Department of Financial Services, Govt. of India	9 Districts have registered CD ratio below 40%, namely Angul, Deogarh, Gajapati, Jagatsinghpur, Kendrapara, Keonjhar, Mayurbhanj, Puri & Sambalpur. Three districts namely Malkangiri, Ganjam and Kandhamal have just come out of the "Below 40%" tag.
KCC Saturation under special drive	APC	The matter was discussed in the SLBC Sub-Committee Meeting on F&ARD under the Chairmanship of Commissioner-Cum-Secretary on 11.11.20. All the banks assured to clear the pendency of KCC dairy proposals received from district milk union under OMFED within the stipulated time.
Achievement under Agriculture Term Loan, Fishery & other allied activities, Education, Housing	1.APC 2.Principal Secretary, Finance	The performance of the banks in achieving the ACP for agriculture term loan was discussed in the SLBC Sub-Committee meeting on Agriculture on 07.12.2020. The low performance of banks in fishery and other allied sectors was discussed at the SLBC Sub-Committee meeting on F&ARD on 11.11.2020. After regular follow up by SLBC, the performance of the banks was improved in Agriculture Term Loan & Allied sectors as per the data dated 30.11.2020.
Pending applications sponsored by Govt. Departments/Agencies with banks.	Principal Secretary, Finance	The pendency of applications in MKUY, Horticulture, Fishery, Dairy was discussed in the SLBC Sub-Committee meeting on Agriculture on 07.12.2020 and SLBC Sub-Committee meeting on F&ARD on 11.11.2020. All the banks have agreed to clear the pendency
Agriculture Infrastructure Fund	Principal Secretary, Agriculture & FE	The matter was discussed in the SLBC Sub-Committee Meeting on Agriculture under the Chairmanship of Principal Secretary, Agriculture and the minutes was circulated among all

		members. SLBC has requested Agriculture department to provide the eligible borrower list updated in the portal for circulation to banks.
Achievements in PMEGP, ECLGS and PMFME by Banks	Principal Secretary, MSME	All these schemes were discussed in the SLBC Sub-Committee meeting on MSME on 08.12.20 and again the performance of banks were reviewed on 21.12.20. The performance of the banks in sanctioning under PMEGP has improved as per the date available from portal on 21.12.2020 in comparison to 30.06.2020. In ECLGS, banks have performed exceedingly well and sanctioned almost 93% of eligible accounts. Banks are ready to finance in PMFME after finalization of DPR and sponsoring of proposals.

AGENDA NO. 2

Review of Bankers, LDMs & Collectors by Hon'ble Chief Minister of Odisha

Hon'ble Chief Minister of Odisha, Shri Naveen Patnaik took a review meeting with the Controlling Heads of Public Sector Banks, Private Sector Banks, OSCB, RRBs, Small Finance Banks, LDMs & District Collectors on 22.12.2020 for credit linkage to Farmers, SHGs and MSMEs. Hon'ble Chief Minister said that Farmers, SHGs and MSMEs are our entrepreneurs and also stated that the provision of loans is a priority to rebuild COVID-19 affected economy and help entrepreneurs to become self dependent.

He appreciated the banking community for doing great service during the lockdown period risking their valuable lives. He also appreciated the satisfactory achievement of 3 districts ,i.e, Sonepur, Bolangir & Sundargarh in Agriculture lending.

He emphasized that banks should continue to provide loans to farmers and exhorted the banks to achieve and surpass their targets in WSHGs lending in the next 3 months of the FY 2020-21 as top most priority is given to this sector by the State Government.

Hon'ble Chief Minister stated that the good performance of the banks will be communicated to the Union Finance Minister and also advised the banks who have not done well, to improve their performance within the next 3 months. He informed the house that the next review meeting will be held on 26.02.2021.

AGENDA NO. 3

ATMA NIRBHAR BHARAT PACKAGE:-

(a) Special Drive for providing all dairy farmers of Milk Cooperatives and Milk Producer Companies with Kisan Credit Cards (KCC)

Department of Animal Husbandry and Dairying, Ministry of Fisheries, Animal Husbandry and Dairying, Govt. of India, vide their letter F.No.M- 01007/5/2020-Admin-1/KCC dated May 28, 2020 had announced a Special Drive from 1st J une-31st July 2020, for providing all dairy farmers of Milk Cooperatives and Milk Producer Companies with Kisan Credit Cards.

Further Govt. of India vide their letter F.No.M-01007/ 5/ 2020-Ad min-1/ KCC dated July 27, 2020 had extended the Special Drive further for two months from 1st August- 30th September 2020, for providing all dairy farmers of Milk Cooperatives and Milk Producer Companies with Kisan Credit Cards.

But due to increasing COVID-19 outbreak and natural disasters like flood in most of the States desired saturation was not achieved under this special drive. Department of Animal Husbandry and Dairying, Ministry of Fisheries, Animal Husbandry and Dairying, Govt. of India, vide their letter F.No.M-02022/14/2020-CDD dated September 24, 2020 on the captioned subject has extended the special drive i.e. "Campaign for provision of Kisan Credit Cards (KCC) to dairy farmers of Milk Cooperatives and Milk Producer Companies" by three months i.e. from October 1, 2020 to December 31, 2020 to ensure maximum coverage of farmers.

The bankwise achievement as of 18.12.2020 for the campaign is given in **Annexure – 1.**

(b) Rs 3 lakh crore Collateral-free Automatic Loans for Businesses, including MSMEs - Emergency Credit Line Guarantee Scheme (ECLGS)

Banks in Odisha have sanctioned Rs.3,023.46 Crore as on 18.12.2020 and disbursed Rs. 2591.64 Crore which is 85.72% of the total sanction.

The details of achievement by banks are attached in **Annexure-2.**

(c) PMSVANIDHI(Street Vendors):

As of 18.12.20, out of 45,063 applications entered in the portal, 22,404 applications are sanctioned & in 15,355 number of applications, the amount have been disbursed to the applicants. The bank wise achievement is given in **Annexure-3.**

AGENDA NO. 4

Financial Inclusion and Banking Infrastructure

(a) Financial Inclusion Fund (FIF) of NABARD

NABARD is providing financial assistance to all Scheduled Commercial Banks including Small Finance Banks and Payment Banks under FIF for implementation of schemes relating to Financial Inclusion and Banking Technologies.

A differentiated strategy to Financial Inclusion Fund (FIF) WAS INTRODUCED IN 2019-20 to provide thrust on Aspirational districts identified by Government of India and districts affected by LWE, categorized as Special Focus Districts (SFDs). In these districts the quantum of assistance has been increased to 90% of expenses under different schemes in respect of all agencies.

The Policy Circular in this regard by NABARD has been circulated to all Banks and the same policy will continue to be the basis for providing assistance to banks under FIF for Financial Inclusion and Banking Technology Schemes for the year 2020-21 as well. Some new schemes have been introduced and modification/relaxation has been made in a few existing schemes during the current year as given below.

i) Deployment of 20 lakh BHIM Aadhar Pay Devices---- Extension of Scheme period up to 31.03.2021 and applicable to SCBs, SFBs & PBs.

ii) Extension of Connectivity & Power Infrastructure Schemes----Now it has been extended to all districts and also in existing branches.

iii) FIF for conducting Financial Literacy Awareness Programs (FLAPs)----Now SCBs can also conduct FLAPs through FLCs in the line of RRBs & RCBs.

iv)FIF-Support to FLCs and rural branches for Handheld Projector with Battery, Screen and Speaker----A new scheme launched for all agencies.

(b). Expanding and Deepening of Digital Payments Ecosystem

Two districts (Cuttack and Bolangir) have been identified for deepening of digital payments in the State. A high-level committee constituting the officials from State Govt. RBI, SLBC and banks has been formed and meeting regularly to chart a road map to achieve this objective.

A meeting of the "State Level Monitoring Committee on Digital Payments" was held on February 05, 2020, under the chairmanship of Principal Secretary(Finance), Govt. of Odisha. The meeting was attended by all the stakeholders including RBI, SLBC, banks and various departments of State Government. Apart from various other initiatives, it was decided with specific regard to the Expanding and Deepening of Digital payments in Cuttack and Bolangir that:

- PoS machines would be made available to all the merchants
- BSNL and other private operators like Airtel, Vodafone and Jio would take measures to improve network connectivity in these two districts
- School and College fees to be collected through digital modes
- All Government receipts to be collected in digital mode
- Special financial literacy drive would be conducted with participation of RBI, NABARD, banks, District Financial Inclusion Officers of State Government.
- Exclusive meetings with District Collectors, RBI, SLBC and banks to be arranged on the matter
- Cuttack District: ***As on September 30, 2020, Debit/Rupay card coverage is 65%, Net Banking coverage is 11.34% and PoS/QR availed by Current account holders is 21.81%.***
- Bolangir District: ***As on September 30, 2020, Debit/Rupay card coverage is 58.74%, Net Banking coverage is 10.46% and PoS/QR availed by Current account holders is 21.49%.***
- Further, the banks in these districts have been assigned the targets (as mentioned in the excel) to achieve 100% digitisation by end of **February, 2021**.

The bankwise performance is given in **Annexure – 4**.

The targets for Banks Customers & on-boarding of merchants/ traders/ businesses/ utility service providers for the month of Dec'20, Jan'21 & Feb'21 is given in **Annexure – 5.**

(c) Meeting of the Committee on the issue of opening of Brick & Mortar Bank Branches / Business Correspondents in 65 identified Gram Panchayats:

In the meeting on 04.06.2020 with Controlling Heads of banks, it was decided that banks are free to conduct the surveys in all these 65 places and submit their report for opening of branches and earlier restrictions of opening of branches by banks at the allocated places were lifted.

Two B&M branch has been opened at Birikote GP of Gajapati district & Huma GP of Sambalpur District by Axis Bank.

HDFC Bank has identified one place at Asanpat in Keonjhar district to open Brick & Mortar branch.

SLBC has received the survey report from Bank of Baroda, Union Bank of India, UCO Bank & Jana SFB.

(d) Villages inadequately covered or uncovered by Financial Infrastructure on Jan Dhan Darshak GIS App.

Department of Financial Services (DFS), Ministry of Finance, Government of India has informed that as of 30th November 2020, there are still 74 inhabited unbanked villages that is not covered through banking outlets within the distance of 5 km in Jan Dhan Darshak App (JDDA).

SLBC has already shared the data to all banks with a request to update the covered villages in Jan Dhan Darshak App and also requested all concerned Banks to kindly arrange to open banking outlets in the allocated villages as soon as possible. Further banks facing concerns in opening of banking outlets in uncovered villages in Left Wing Extremists (LWE) affected districts are requested to consider opening of banking outlets in secured locations like CRPF/Police camps in consultation with district authorities. Banks are also requested to examine involving local Self Help Groups (SHGs) in such locations for deployment as BCs.

(e). Roadmap for providing Banking Services in villages with population less than 2000

As per the data submitted by banks on Roadmap for providing banking services in every Unbanked Rural Centres (URCs) having population below 2000 - Progress as on 30.09.2020, Banks have covered 45,874 URCs out of 45,888 URCs constituting 99.97% of the target. Bank wise & District wise details are at **Annexure-6.**

Only 14 URCs are been left out which has been allotted to Utkal Grameen Bank. The Bank is advised to consider opening of a CBS enabled banking outlet or a part time banking outlet in the village with population less than 2000 that have been allotted to the bank which are still remain unbanked.

(f) Connectivity

As reported by GM, BSNL, status as on 30.11.2020 of BharatNet Phase-I covering 18 districts was that, 3,942 no. of GPs have been connected through Optical Fibre Cable out of total 3,991 GPs & BHQs.

In regard to Phase-II, 911 GPs are connected out of 3,116 GPs & BHQs.

The District wise details are given at **Annexure – 7**.

GM, BSNL is requested to appraise the latest position in this regard.

(g) Progress on implementation DBTL in our State.

LPG and Bank Aadhaar Seeding Status as on 30.11.2020 **(Annexure - 8)**
As reported by Odisha State Office, Indian Oil Bhavan, Bhubaneswar.
1. Total no of LPG distributors in the State – 952
2. No of LPG Consumers –87,95,424
3. % of LPG Aadhaar Seeding 96.02
4. % of Bank Aadhaar Seeding (ATC)– 79.60
5. % of Bank Account Seeding verified (BTC)– 16.21
6. % of Cash Transfer Compliant (CTC= ATC + BTC) – 95.81

(h) Aadhaar Number Seeding

As reported by the UIDAI, Bhubaneswar **(Annexure - 9)**
1. As on 03.12.2020; total population eligible for Aadhaar enrolment- 4,19,74,218
2. Total Enrolment- 4,45,37,170
3. Enrolment % on population- 106.11
4. Aadhaar generated- 4,45,37,170

AGENDA NO.5

Annual Credit Plan / Priority Sector Lending / Sectoral Financing

(a) Target vs. Achievement of Annual Credit Plan (ACP) 2020-21 under Priority Sector

Achievement under Annual Credit Plan (District wise & Bank wise) as on 30.09.2020 & 30.11.2020 (LBS-MIS-II) is available in **Annexure – 10A & 10B.**

Sectoral Target Vs Achievement under ACP as on 30.09.2020 & 30.11.2020

(Amt in Rs. Cr.)

Particulars	Target for FY 2020-21	Achievement as of 30.09.2020	%age	Achievement as of 30.11.2020	%age
Crop Loan	29,878.94	12,047.37	40.32	14,753.74	49.38
Fishery	1,088.73	42.23	3.90	135.52	12.50
Dairy	1,767.50	69.24	3.92	194.75	11.02
Farm Credit	**40,227.80**	**13,867.42**	**34.47**	**17,115.77**	**42.55**

Agriculture Infrastructure	1,603.93	511.17	31.87	715.20	44.59
Ancillary Activities	1,450.38	1,044.43	72.01	1,783.03	122.94
Agri Total	**43,282.11**	**15,423.02**	**35.63**	**19,614.00**	**45.32**
Micro Enterprises	10,660.30	6,939.43	65.10	8,218.16	77.09
Small Enterprises	9,441.97	4,889.62	51.78	5,885.23	62.33
Medium Enterprises	5,482.44	1,786.18	32.58	2,062.73	37.62
Khadi & Village Industries	1,522.90	388.90	25.54	501.35	32.92
Others under MSME	3,350.38	1,222.75	36.50	1,721.92	51.39
MSME Total	**30,457.99**	**15,226.87**	**49.99**	**18,389.40**	**60.38**
Export Credit	3,479.50	1,378.19	39.61	1,702.09	48.92
Education	1,152.13	79.64	6.91	107.59	9.34
Housing	4,970.15	501.33	10.09	710.78	14.30
Social Infrastructure	334.54	5.84	1.75	9.76	2.92
Renewable Energy	123.66	2.08	1.68	2.09	1.69
Others	6,595.61	444.91	6.75	692.27	10.50
Priority Sector Total	**90,395.69**	**33,061.87**	**36.57**	**41,227.97**	**45.61**

The House may discuss the underperformance with particular reference to lending to Fishery, Dairy, Khadi & Village Industries, Social Infrastructure & Renewable Energy.

Bank group wise Achievement under ACP-2020-21 as on 30.09.2020 is given in Annexure – 10C.

Share of different banks in Agriculture Credit Outstanding on 30.09.2020 is given in Annexure – 10D.

(b) Agriculture

Crop Loan & Term Loan

Bank wise performance of Crop Loan & Term Loan from 01.04.2020 to 30.09.2020 is available at **Annexure – 11.**

The House may discuss ways to increase Agricultural Term Loan in Odisha.

Kissan Credit Card (KCC)

The Bank wise achievement made under KCC as on 30.09.2020 is available at **Annexure – 12.**

It is observed that Banks have disbursed Rs.11,380.18 crore in 23,89,105 KCC accounts during 01.04.2020 to 30.09.2020, out of which 4,16,421 fresh KCC have been issued disbursing Rs.2,380.60 Crore. Total outstanding balance as on 30.09.2020 was Rs.25,107.67 crore in 51,26,326 KCC accounts.

Agriculture Allied Sectors (Fishery & Dairy)

Bank wise progress made on financing under different schemes of Allied Agriculture Sector as on 30.09.2020 is given in **Annexure – 13.**

Disbursement for the period from 01.04.2020 to 30.09.2020

(Amt in Rs. Cr.)

Name of the scheme	No. of account disbursed from 01.04.20 to 30.09.20	Disbursement Amount from 01.04.20 to 30.09.20
Dairy(Including DEDS)	12067	69.24
Fishery	2759	42.23
Poultry	10115	112.02
Other allied (Goatery, piggery etc)	4324	59.44
Total	**29265**	**282.93**

The application sponsored to different banks, sanctioned & pending under Mukhyamantri Krushi Udyoga Yojana (MKUY) Scheme as on 01.12.2020 as submitted by APICOL, Govt. of Odisha is given in **Annexure – 14**.

Doubling of Farmers' Income by 2022-Strategy for Odisha

The Hon'ble Finance Minister in his budget speech envisaged provision of income security to the farmers going beyond the concept of food security and assured that Union Government will reorient its interventions in the farm and non-farm sectors to double the income of the farmers by 2022.

Raising crop production, reducing cultivation costs and post-harvest losses, and reform of agriculture markets are among the focus areas of the central government to double farmer incomes by 2022.

Action Point:

- There is urgent need for policy intervention by Govt. for diversification of cropping pattern.
- Reform agriculture markets to facilitate farmers to sell their produce at reasonable price.
- To Support farmer's income against falling prices.
- Raising production by improving water-use efficiency and access to irrigation.
- Bring down cost of cultivation by using soil health cards for balanced use of fertilizers.
- Provide sufficient warehouse/ cold storage facility at low cost and encouraging farmers to use warehouses to avoid distress sale of farm produce.

House may invite suggestions from the stakeholders to discuss on the ways & means for doubling the farmer's income by 2022.

Central Sector Scheme for Formation and Promotion of 10,000 Farmers' Producers Organisation (FPOs)

Government of India has announced a Central Sector Scheme for Formation and Promotion of 10,000 FPOs to be implemented across the country from 2019-20 to 2023-24, through three Implementing Agencies viz. Small Farmer Agri-Business Consortium (SFAC), National Bank for Agriculture and Rural Development(NABARD) and National Cooperative Development Corporation (NCDC). The scheme will be reviewed and monitored through a three tier structure viz. District Level Monitoring Committee (D-MC) at District level, State Level Consultative Committee (SLCC) at State level and National Level Project Management Advisory and Fund Sanctioning Committee (N-PMAFSC) at National level. The SLCC and D-MCs have already been constituted by Government of Odisha vide notification dated 29 June 2020, wherein NABARD has been entrusted the role of Member Secretary and Convener of D-MC and SLCC.

Out of 7 non-DDM districts, only Rayagada District has not conducted the D-MC Meeting. LDM of Rayagada is requested to conduct the meeting at the earliest.

(c) Education Loan

All commercial banks have disbursed Rs.99.24 Crore in 2,655 accounts during 01.04.2020 to 30.09.2020. The balance outstanding as on 30.09.2020 was Rs. 1,748.79 Crore in 51,614 accounts. The Bank wise performance is available at **Annexure – 15.**

(Amt in Rs. Cr.)

As on	Outstanding		Disbursement	
	No. of Accounts	Balance Outstanding	No. of Accounts	Amount
31.03.2017	77,519	2,198.43	16,792	331.37
31.03.2018	72,098	2,018.66	15,312	408.44
31.03.2019	64,833	1,961.19	26,547	618.17
31.03.2020	56,868	1,661.85	13,364	329.76
30.09.2020	51,614	1,748.79	2,655	99.24

(d) Housing Loan

All Commercial Banks have disbursed Rs.1,187.67 Crore in 9,030 accounts during 01.04.2020 to 30.09.2020. The balance outstanding as on 30.09.2020 was Rs. 15,796.81 Crore in 1,69,485 accounts.

(Amt in Rs. Cr.)

As on	Outstanding		Disbursement	
	No. of Accounts	Balance outstanding	No. of Accounts	Amount
31.03.2017	1,78,451	10,982.32	26,902	2,451.44
31.03.2018	1,88,858	11,951.49	27,437	2,893.69
31.03.2019	1,74,659	14,369.52	37,572	3,703.77
31.03.2020	1,75,018	15,448.31	28,004	3,082.50
30.09.2020	1,69,485	15,796.81	9,030	1,187.67

Bank wise performance as on 30.09.2020 is available at **Annexure – 16.**

As there are number of projects and units of pre-BDA/pre-RERA days lying unregistered with RERA, home buyers and builders are apprehensive of the future of the project. As a result customers of many banks are reluctant to service these loan accounts leading to surge in NPA. State Government may initiate appropriate action in this regard.

AGENDA NO.6

Credit Deposit Ratio

The details of bank wise deposit, advances and important banking key indicators as on 30.09.2020 are available at **Annexure – 17.**

CD Ratio (All Banks)

Banks	**Basing on total utilization (including loan sanctioned outside State) of credit in the state**	**Basing on total utilization (including loan sanctioned outside State) of credit in the state**
	30.09.2019	**30.09.2020**
Public Sector	53.36	49.08
Private Sector	77.49	83.36
RRBs	42.98	41.33
Cooperative	131.06	127.48
Small Finance Bank	378.32	310.79
State	**60.44**	**57.63**

As on 30.09.2019, the total deposit of the State was Rs.3,26,968.11 Crore & the total advance utilized in the State was Rs.1,97,629.89 Crore and as on 30.09.2020, the total deposit of the banks in Odisha was Rs.3,59,024.30 Crore and advance utilized in the State was Rs.2,06,903.31 Crore. It can be observed that there is a increase of deposit by Rs.32,056.19 Crore whereas credit has increased only by Rs.9,273.42 Crore, for which the CD ratio of the State has decreased from 60.44% to 57.63%.

District Wise CD ratio (%) as of 30.09.2019 & 30.09.2020 for all Districts of Odisha

(Amt in Rs. Cr.)

SL.	DISTRICT NAME	30.09.2019			30.09.2020			30.11.2020		
		Deposit	Adv	CD Ratio	Deposit	Adv	CD Ratio	Deposit	Adv	CD Ratio
1	ANGUL	12,519.21	4,100.62	32.75	14112.16	4476.10	31.72	14229	4631	32.55
2	BALASORE	12,052.76	6,073.91	50.39	13329.85	6616.64	49.64	13245	6665	50.33

3	BARAGARH	5,958.50	3,311.16	55.57	6399.44	4173.25	65.21	6328	4207	66.48
4	BHADRAK	5,799.59	4,292.33	74.01	6727.88	4032.34	59.93	6670	4124	61.84
5	BOLANGIR	6,690.05	3,180.00	47.53	6356.10	3633.06	57.16	6339	3694	58.27
6	BOUDH	1,049.34	824.13	78.54	1203.13	920.97	76.55	1180	942	79.86
7	CUTTACK	24,685.98	11,317.36	45.85	27767.58	12308.18	44.33	28056	11400	40.63
8	DEOGARH	1,344.41	484.83	36.06	1460.19	553.24	37.89	1438	565	39.29
9	DHENKANAL	5,986.05	2,563.64	42.83	6358.94	2730.93	42.95	6366	2797	43.93
10	GAJAPATI	2,281.97	662.05	29.01	2363.98	745.32	31.53	2328	765	32.84
11	GANJAM	19,896.28	7,947.30	39.94	21687.93	8754.98	40.37	21650	9031	41.71
12	JAGATSINGHPUR	8,694.55	2,992.62	34.42	10736.14	2675.89	24.92	10850	2722	25.08
13	JAJPUR	9,225.23	6,485.80	70.30	10351.74	7324.32	70.75	10332	8518	82.44
14	JHARSUGUDA	5,511.82	3,209.06	58.22	5862.78	3810.98	65.00	5829	3951	67.78
15	KALAHANDI	3,941.83	2,416.42	61.30	4460.21	2518.67	56.47	4349	2567	59.03
16	KANDHAMAL	2,433.41	994.36	40.86	2519.57	1010.34	40.10	2480	1045	42.12
17	KENDRAPARA	5,940.69	2,045.66	34.43	6473.79	2473.35	38.21	6510	2496	38.34
18	KEONJHAR	13,621.85	4,688.17	34.42	16096.35	5161.01	32.06	16256	5186	31.90
19	KHURDA	94,001.94	51,598.86	54.89	104085.85	53353.42	51.26	104231	52354	50.23
20	KORAPUT	5,607.83	2,687.06	47.92	6396.17	2945.46	46.05	6312	3016	47.79
21	MALKANGIRI	1,570.47	553.34	35.23	1678.76	647.83	38.59	1644	661	40.19
22	MAYURBHANJ	10,830.40	4,042.40	37.32	11860.69	4244.62	35.79	11791	4308	36.54
23	NAYAGARH	3,752.12	2,034.58	54.22	2165.36	1297.96	59.94	2131	1326	62.24
24	NABARANGPUR	2,006.68	1,221.88	60.89	3949.68	2226.56	56.37	3878	2301	59.34
25	NUAPADA	1,867.92	826.39	44.24	1887.42	902.34	47.81	1897	927	48.85
26	PURI	8,928.20	3,400.55	38.09	9763.46	3651.01	37.39	9379	3695	39.39

27	RAYAGADA	3,603.75	1,731.41	48.04	3972.12	1848.86	46.55	3921	1893	48.29
28	SAMBALPUR	24,569.48	5,708.00	23.23	23404.80	8075.08	34.50	23111	8067	34.91
29	SONEPUR	1,882.47	1,331.10	70.71	2146.10	1422.00	66.26	2095	1455	69.48
30	SUNDARGARH	20,713.33	8,647.33	41.75	23446.12	10237.82	43.67	23322	10114	43.37

Sambalpur district registered a CD ratio of 34.50% only on account of MCL deposit of Rs.9,140.99 Crore. If this amount is excluded, the CD Ratio will be 56.61%.

It is observed that 5 districts namely Bargarh, Boudh, Jajpur, Jharsuguda and Sonepur have achieved CD ratio of more than 60%.

Out of the 30 districts in Odisha, 9 districts (Angul, Deogarh, Gajapati, Jagatsinghpur, Kendrapada, Keonjhar, Mayurbhanj, Puri, Sambalpur) have a C/D ratio below 40%. LDMs of these districts have been advised to form (if not constituted) and conduct subcommittee meeting of C/D ratio on urgent basis to study the reasons and how to improve the C/D ratio to achieve the benchmark of 60% as stipulated by RBI. LDMs have been advised to send the minutes of these meetings along with the strategy to RBI.

Three districts namely Malkangiri, Ganjam and Kandhamal have just come out of the "Below 40%" tag.

CD ratio has increased for the districts of Bolangir, Dhenkanal, Gajapati, Ganjam, Malkangiri, Nayagarh, Puri, Sambalpur and Sundargarh while CD ratio has declined for the remaining districts.

Area wise CD Ratio is given in **Annexure–18.**

AGENDA NO. 7

Loan Recovery – Legal/Institutional Support

(a) NPA & Overdue position as on 30.09.2020

The NPA % of the State as on 30.09.2020 was 6.03 and overdue % was 24.05 which are at much higher side and alarming. Rising NPA in Odisha is a matter of great concern However, there is a decline in NPA % of Odisha and it has reduced by Rs.383.12 crore in comparison to that in quarter ending June 2020 where the gross NPA was Rs.10,711.41 crore and the figure has come down to Rs.10,328.29 crore as on 30.09.2020.

Banks in the State have to increase their advance portfolio by extending credit in the State to bring down the NPA ratio and also stimulate the recovery measures to curtail down the growing in NPAs.

The Bank wise and Sector wise NPA & Overdue position is given in **Annexure – 19**.

For PMRY / PMEGP / SJSRY (NULM)/ SHG (NRLM) / WCC, the NPA & Overdue % was too high. The Banks are facing problem to recycle the funds owing to non repayment of loans, mounting overdue and rising NPA %. Banks & Govt. Departments have to make joint efforts with specific strategies to improve the recovery performance for better recycling of funds.

Sector wise NPA & Overdue % as on 30.09.2020

Sl. No.	Sector	NPA %	Overdue %
1.	Short Term Crop Loan	6.96	12.73
2.	Agriculture Term Loan	10.36	42.78
3.	Agriculture Allied	16.84	55.14
4.	Total Agriculture	8.86	16.34
5.	MSME Sector	7.74	43.68
6.	Education Loan	12.14	56.59
7.	Housing Loan	1.57	24.31
8.	Total Priority Sector	8.01	22.78
9.	**Total Advance**	**6.03**	**24.05**

Scheme wise NPA & Overdue % as on 30.09.2020

Sl. No.	Sector	NPA %	Overdue %
1.	PMEGP & PMRY	22.31/27.17	46.91
2.	SHG	7.98	55.96
3.	NULM	6.49	17.21
4.	Weaver Credit Card	25.64	73.24

Year wise NPA Position as on 30.09.2020

Year	NPA %	Gross NPA in Crores
31.03.2017	11.50	Rs13,420.57
31.03.2018	10.66	Rs14,146.84
31.03.2019	6.49	Rs.9,738.00
31.03.2020	6.76	Rs.11,315.97
30.09.2020	6.27	Rs.10,328.29

(b) Status of OPDR cases as on 30.09.2020

11,685 no. of OPDR cases involving Rs.133.59 crore are pending as on 30.09.2020. All District Collectors have been recently advised by State authority for early disposal of pending OPDR cases. All the Lead District Managers may put their coordinated efforts to yield desired result. Bank wise report is available in **Annexure – 20.**

Banks have requested for waiver of deposit of upfront fee while filing the OPDR cases and suggested, instead, the amount may be realized after actual recovery in those accounts.

(c) Applications for attachment of property under Section 14 of the SARFAESI Act pending with District Magistrates

As per Section 14 of the SARFAESI Act banks require the support from District Magistrates for attachment of property and quick enforcement of the Act. Huge applications are pending for DM permission and assistance for taking physical possession of charged assets under the Act.

It is reported that 1,115 numbers of applications involving Rs.377.50 Crore of different banks for attachment of property under section 14 of SARFAESI Act are pending with District Magistrates.

All Lead District Managers are requested to incorporate the Agenda on pending SARFAESI applications with district magistrate, if not done, and critically review the position of pending cases in every DCC meetings and pursue the matter with the District Authorities for immediate disposal of the same as the number of pending SARFAESI applications is gradually increasing.

District wise and bank wise pending list enclosed in **Annexure – 21.**

AGENDA NO.8

(a) Financing to MSME Sector

Micro, Small and Medium Enterprises (MSMEs)

(Amt in Rs. Cr.)

Particulars	**Balance outstanding as on 30.09.2019**		**Balance outstanding as on 30.09.2020**	
	A/cs	**Amount**	**A/cs**	**Amount**
Micro Enterprises	17,39,320	19,230.90	19,27,401	20,936.90

Small Enterprises	2,12,614	14,411.35	1,86,099	16,132.98
Medium Enterprise	86,073	9,851.03	50,696	4,960.55
Total MSME	**20,38,007**	**43,493.28**	**21,63,746**	**42,030.43**
Total MSE	19,51,934	33,642.25	21,13,500	37,069.88
Share of advances of Micro Enterprises to MSE (%)	89.10	57.16	97.68	88.20

Disbursement performance of Commercial Banks under Manufacturing Sector as on 30.09.2019 & 30.09.2020

(Amt in Rs. Cr.)

Manufacturing Sector	**Disbursement (01.04.2019 to 30.09.2019)**		**Disbursement (01.04.2020 to 30.09.2020)**		**Disbursement (01.04.2020 to 30.11.2020)**
	A/cs	**Amount**	**A/cs**	**Amount**	**Amount**
Micro Enterprises	5,00,280	7,977.67	4,10,441	6,939.42	8,218.16
Small Enterprises	28,606	6,937.62	27,350	4,889.62	5,885.23
Medium Enterprises	2,385	2,492.62	3,015	1,786.18	2,062.73
TOTAL	5,31,271	17,407.91	4,40,806	13,615.22	16,166.12

Detailed report of Bank wise position under MSME is given at **Annexure – 22**.

Regarding Bank finance to MSMEs getting lease hold right from IDCO

Odisha Industrial Infrastructure Development Corporation (IDCO) is the nodal agency of the State Govt. to acquire land and give on lease basis to the Industries and MSMEs of the state for setting up various industrial and commercial activities. IDCO is also allows the units to mortgage the land in favour of various commercial Banks and take financial assistance for their units.

In the last few years, it is seen that, IDCO has changed certain rules in its policy of giving lease hold rights to the units. The State Govt. has its policy which states that, a unit should start its manufacturing activity within a period of 3 years from the date of allotment; otherwise, the allotment of land may be cancelled. The Allottees are facing problems when IDCO is preliminarily doing an agreement to lease for a period of 3 years with the respective units and after completion of the project, IDCO does the permanent lease deed with their respective units. Now the problem is, to take up the project, the MSME unit needs fund and the Bankers are not willing to give finance to the

units against the agreement to the lease made by IDCO as this agreement to lease is not a permanent lease and mortgagable right against this lease deed has not been issued by IDCO.

We request the State Government to look into the matter.

(b) Govt. Sponsored Programmes PMEGP– Govt. of India

For FY 2020-21, Rs.13,483.86 Lakhs Margin Money target is assigned to different banks which is 30.82% increase from the last Financial Year target.

Applications uploaded in the PMEGP portal may please be scrutinized by the Industries Department. Only viable proposal may be forwarded to banks for sanction, to avoid delay and rejection.

The Bank wise and District wise target and achievement under PMEGP of Odisha for the year 2020-21 (up to 23.12.2020) is given in the **Annexure– 23**.

AGENDA NO. 9

Central Government Sponsored Schemes

(a) Financing under Self Help Groups (SHGs)

RBI through its Master Circular mandates minimum loan of 6 times corpus or Rs **1** lakh whichever is higher per SHG as the first dose and higher amount in the subsequent doses. Assuming a corpus of 30 to 40 thousands minimum loan to SHG on first dose comes to around Rs.**2** lakhs. Further, SLBC Sub-committee on Rural Credit also approved minimum loan of Rs. **2** lakhs per SHG. In addition, RBI Master Circular dated 18th September 2020 mandates minimum of Rs.**6** lakhs based on MCP of SHG on 3rd linkage.

Since no comments received from any organization on the matter, the above instruction may be followed by the banks in Odisha.

(b) Crop Insurance

Pradhan Mantri Fasal Bima Yojana (PMFBY) for Kharif 2020

The scheme is being implemented in the State since Kharif 2016.

The maximum Farmers' Premium was 2% for Kharif & 1.5% for Rabi season except for the commercial crops like Cotton, Ginger, Turmeric, Potato & Sugarcane for which the Farmers premium is 5%.

- For the first time State Land Records Portal was integrated with National Crop Insurance Portal.
- 3042 Bank Branches along with 4609 CSCs facilitated the farmer's enrolment.
- An ACIM module has been developed in the Agriculture & Famers' Empowerment Department's website for tracking of claim disbursement. The Bank Branches will be linked to it in future.

Details of the Farmers covered under PMFBY for Kharif & Rabi 2019-20 & 2020-21 is given below

Crop Season		Coverage			Performance	
		Area ('000 ha)	Farmers (No.) (Application count)		Crop Loss Assessment (Cr.)	Compensation Payments (Cr.)
			Loanee	Non Loanee		
Kharif	2019-20	1844	2877842	1882430	1149.06	999.84 (still going on)
	2020-21	1118	7547294	1861662	under process	
Rabi	2019-20	66.28	188760	13916	101.04	85.54 (Still going on)
	2020-21	32.48	93939 (as on 24.12.2020)	92901	not yet started	
Major crops covered under PMFBY during 2020-21						
For Kharif 2020- 8 crops i.e. Paddy, Maize, Arhar, Cotton, Groundnut, Ragi, Ginger & Turmeric						
For Rabi 2020-21- 9 crops i.e. Paddy, Groundnut, Blackgram, Greengram, Onion, Mustard, Potato, Sugarcane & Sunflower.						

Nodal Officer, PMFBY is requested to appraise the house on the matter.

(c) Implementation of Pradhan Mantri Jan Dhan Yojana (PMJDY) as on 30.09.2020

Bank wise performance on PMJDY as on 30.09.2020 is available in **Annexure – 24.** Bankwise & Districtwise performance on BSBDA as on 30.09.2020 is available in **Annexure – 25.**

(d) Performance by Commercial Banks under Social Security Schemes as on 30.09.2020

Bank wise performance in the 3 Social Security Schemes are available at **Annexure–26.**

Insurance Claim Details under Social Security Schemes as on 30.09.2020

BANKS	Claimed	Settled	Returned/Rejected	Pending
RuPay Debit Card (Rs. 1,00,000/-)				
TOTAL	239	220	1	18
PMJJBY (Rs. 2,00,000/-)				
TOTAL	5285	4866	91	328
PMSBY (Rs. 2,00,000/-)				
TOTAL	2231	1640	212	379
Life Insurance Coverage under PMJDY (Rs 30,000/-)				
TOTAL	470	410	21	39

Bank wise details of Insurance Claim Settlements made under various social security schemes are available in **Annexure – 27.**

(e) Progress of Pradhan Mantri MUDRA Yojana (PMMY) in Odisha for the period 01.04.2020 to 30.11.2020

All Banks and Financial Institutions have sanctioned an amount of Rs. 5,737.68 Crore and disbursed Rs.5,481.17 Crores as on 30.11.2020 during the financial year 2020-21.

(Amt in Rs. Cr.)

Categories	No. of Accounts	Share in %	Disbursed Amount	Share in %
Shishu	13,70,455	92.22	3,458.67	63.10
Kishore	1,04,459	7.03	1,316.12	24.01
Tarun	11,173	0.75	706.38	12.89
Total	**14,86,087**	**100.00**	**5,481.17**	**100.00**

Progress of Pradhan Mantri MUDRA Yojana (PMMY) in Odisha for the period 01.04.2020 to 30.11.2020 (Financial Institutions wise).

(Amt in Rs. Cr.)

Financial Institutions	No. of Accounts	Share in %	Disbursed Amount	Share in %
MFIs & NBFCs	6,17,117	41.52	2,163.04	39.46
Public Sector Banks	1,44,455	9.73	1,569.37	28.63
Private Sector Banks	5,50,208	37.02	1,108.75	20.23
Regional Rural Banks	2,687	0.18	32.79	0.60
Small Finance Bank	1,71,620	11.55	607.22	11.08
Total	**14,86,087**	**100.00**	**5,481.17**	**100.00**

Bank wise, district wise & category wise report on PMMY is available in **Annexure–28**.

(f) PMAY-Housing for all-Credit Linked Subsidy Scheme (CLSS)

The Credit Linked Subsidy Scheme (CLSS) is the second vertical of the Pradhan Mantri Awas Yojana (Urban) [PMAY(U)] of the Housing for All by 2022 Mission of the Government of India. It is a Central Sector Scheme. The CLSS can be broadly divided into two components (i) PMAY-CLSS for EWS/LIG and (ii) PMAY-CLSS for MIG. The PMAY-CLSS for EWS/LIG is valid from June 17, 2015 to March 31, 2022, while the PMAY-CLSS for MIG is valid from January 1, 2017 to March 31, 2021.

Broad parameters of the Scheme are captured in the table below –

	EWS	LIG	MIG-I	MIG-II
Purpose	▪ Construction ▪ Purchase ▪ Repairs& upgradation	▪ Construction ▪ Purchase ▪ Repairs & upgradation	▪ Construction ▪ Purchase	▪ Construction ▪ Purchase
Household Income	≤ Rs.3 lakh	>Rs.3 lakh and ≤ Rs.6 lakh	>Rs.6 lakh and ≤ Rs.12 lakh	>Rs.12 lakh and ≤ Rs.18 lakh
Number of Active PLIs in the state of Odisha as on 30-09-2020	36	36	35	24
Maximum loan amount on which subsidy calculated	Rs.6 lakh	Rs.6 lakh	Rs.9 lakh	Rs.12 lakh

Maximum loan tenure for which subsidy calculated	Old - 15 years *upto 31.12.2016* New - 20 years *w.e.f. 01.01.2017*	Old - 15 years *upto 31.12.2016* New - 20 years *w.e.f. 01.01.2017*	20 years	20 years
Max. Eligible Upfront Subsidy	6.50%	6.50%	4.00%	3.00%
Discount Rate	9.00%	9.00%	9.00%	9.00%
Maximum subsidy amount	Old - Rs.2.20 lakh New - Rs. 2.67 lakh	Old - Rs.2.20 lakh New - Rs. 2.67 lakh	Rs.2.35 lakh	Rs.2.30 lakh
Number of households received benefit in the State of Odisha as on 30-09-2020 as received by NHB	2093		2019	479
Subsidy disbursed in the State of Odisha as on 30-09-2020 (in Rs Crore) as received by NHB	38.83		39.06	9.12

Rural Housing Interest Subsidy Scheme (RHISS)

In order to achieve the objective of "Housing for All by 2022",Ministry of Rural Development (MoRD), Government of India launched Rural Housing Interest Subsidy Scheme (RHISS) in 2017 to provide cheap and easy access to institutional loan to the households living in rural areas who are not covered under PMAY-G for construction/modification of their dwelling unit. The National Housing Bank has been identified as the Central Nodal Agency for implementation of the Scheme and various banks have executed MOU with NHB in this respect. MoRD in a review meeting on

progress of implementation of RHISS has stressed upon the need to improve the performance under RHISS through target fixing and performance monitoring.

To facilitate Primary Lending Institutions to have seamless upload of eligible claims under RHISS, NHB has implemented 24X7 online portal, in consultation with MoRD.As a part of the COVID-19 mitigation plan, MoRD has also advised to facilitate the RHISS subsidy disbursements catering to the need of migrants in migrant recipient States. Therefore, there is a need to give wider publicity to RHISS at grassroots level in the State through branch network of the member banksso that interest subsidy benefit under the Scheme could be passed on to the eligible beneficiaries.

Regional Resident Representative of NHB may apprise the House in this regard.

(g) Stand Up India Scheme

As per guidelines of Stand up India, each branch of a scheduled bank is expected to extend loans to **at least one SC/ST and minimum one woman entrepreneur** under this scheme.

Against a target of **3,670** applications for 2020-21, as on 30th September 2020, **109** loan applications have been disbursed as per report generated from Stand up Mitra portal.

Performance under Stand up India as on 30.09.2020

(Amt in Rs. Cr.)

Particulars	As on 30.09.2019			As on 30.09.2020		
	Sanctioned		Disbursed	Sanctioned		Disbursed
	A/Cs	Amount	Amount	A/Cs	Amount	Amount (Cr)
SC/ST	3	0.61	0.28	23	4.72	1.73
Women	57	11.46	5.62	86	19.70	8.87
Total	**60**	**12.07**	**5.90**	**109**	**24.42**	**10.60**

As reported by different banks in Stand up Mitra portal as on 30.09.2020, Rs.8.87 Crore has been disbursed in 86 accounts to Women applicants. **(Annexure - 29)**

Since the performance under the scheme is not up to the mark, all stakeholders are requested to take note of the following action points to improve performance during the current financial year.

- Branches and LDMs have to visit the Standup Mitra portal on regular basis.
- DIC, Banks, NABARD and SIDBI have to organize seminars / workshop / town hall meetings to impart more awareness of the scheme in the State.

- Display of Banner / Poster showing the salient features of the scheme at Branch/ ATM premises.
- DIC / NABARD / SIDBI may give advertisements through newspaper or local media to make wide publicity of the scheme.
- SC / ST Welfare and Women Development Department may take lead to generate good number of application under the Scheme.
- Review the bank wise performance thoroughly during the DCC meeting and instruct the lagging banks to improve upon the performance.

(h) Implementation of Prime Minister's New- 15 Point Programme for Welfare of Minorities Progress / Achievement made for 2020-21 – Financing under Minority Communities.

Ministry of Finance, Govt. of India has advised that the share of credit flow to minority communities of Public Sector Banks (PSB) should be 15% of the Priority Sector Advances.

During 01.04.2020 to 30.09.2020, Banks have extended credit of Rs. 267 crore to 27,047 beneficiaries of Minority Community. The outstanding balance as on 30.09.2020 was Rs. 3,076.66 Crore in 3,23,665 accounts. Bank wise performance is available at **Annexure – 30.**

(i) National Urban Livelihood Mission (NULM)

As reported by SUDA, loan applications under SEP-I for FY 2020-21 were disbursed in 94 accounts amounting to Rs. 1.08 Crore, under SEP-G - 73 loan accounts were disbursed amounting to Rs.2.25 Crore and under SHG-Bank Linkage –534 loan accounts were disbursed amounting to Rs.9.55 Crore. Detailed Report is available at **Annexure-31.**

(j) Joint Liability Group (JLG)

Total amount disbursed for the period 01.04.2020 to 30.09.2020 was Rs.246.64 Crore in 55,540 accounts and balance outstanding as on 30.09.2020 was Rs.3,034.20 Crore in 10,48,600 accounts. Bank wise achievement as on 30.09.2020 is given in **Annexure – 32.**

(k) Artisan Credit Card (ACC)

During the period of 01.04.2020 to 30.09.2020, the Banks in the State have issued 65 number of Artisan Credit Cards involving total amount of Rs.0.21 Crore. The balance outstanding as on 30.09.2020 was Rs.21.68 Crore against 6,245 accounts.

The Bank wise achievement is furnished in **Annexure – 33.**

(l) Swarozgar Credit Card (SCC)

26 numbers of SCCs have been issued for the period from 01.04.2020 to 30.09.2020 amounting to Rs.0.04 Crore. The balance outstanding as on 30.09.2020 was Rs.115.29 Crore against 42,328 accounts. Except IDBI Bank, no SCC has been issued by Private Sector Banks. The performance of other Banks is not at all impressive and needs lot of improvement.

The Bank wise achievement is furnished in **Annexure – 34.**

(m) Credit Guarantee Fund Trust for Micro and Small Enterprises (CGTMSE) Scheme – Govt. of India

SIDBI, Bhubaneswar has given the following information on CGTMSE Coverage in our state (Year wise).

(Amt in Rs. Cr.)

At the end of the year	Proposals covered during the period	
	No. of Accounts	Amount
31.03.2017	18,946	794.03
31.03.2018	12,310	738.14
31.03.2019	16,424	887.01
30.09.2020	16,069	549.96

Bank wise and District wise CGTMSE coverage approval for the period 01.04.2020 to 30.09.2020 are available in **Annexure – 35.**

To improve the ease of delivery and to give further impetus to entrepreneurship, CGTMSE has introduced major policy changes in the credit guarantee products such as increase in the extent of guarantee coverage to 75% for loans above Rs.50 lakh, charging guarantee fee on outstanding amount instead of sanction amount, inclusion of retail trade as eligible activity, allowing partial collateral security, inclusion of NBFCs and SFBs as eligible MLI of CGTMSE etc. Further CGTMSE has recently included Scheduled Urban Co-operative Banks (SUCBs) and New Age Fin-Tech NBFCs as eligible MLIs.

(n) Credit Guarantee Fund for Micro Units (CGFMU) Scheme – Govt. of India

8,632 Micro units amounting to Rs. 185.56 Crore are covered under CGFMU Scheme for the period from 01.04.2020 to 30.09.2020.

Bank wise & District wise CGMFU coverage for the period 01.04.2020 to 30.09.2020 is available in **Annexure – 36.**

AGENDA NO. 10

State Govt. Sponsored Schemes Progress

(a) BALARAM (Bhoomihina Agriculturist Loan & Resources Augmentation Model)

A new scheme BALARAM (Bhoomihina Agriculturist Loan & Resources Augmentation Model) has been notified by Department of Agriculture and Farmers' Empowerment, Government of Odisha on 16.07.2020 for financing Joint Liability Groups (JLGs)/Sharecroppers through financial institutions. The target of the scheme is to form one lakh JLGs (65000 & 35000 for the FY 2020-21 & 2021-22 respectively) covering at least five lakh farmers mainly from among those who are sharecroppers using ATMA (Agricultural Technology Management Agency) platform of the Department of Agriculture and Farmers' Empowerment.

In this regard, NABARD in coordination with SLBC has assigned target to different banks by adopting the following methodologies

i) Each Rural and Semi-urban Branch of RRBs has been given a target to finance 10 and 06 JLGs in the FY 2020-21 and FY 2021-22 respectively.
ii) The remaining JLGs i.e 55590 (65000 -9410) for financing during FY 2020-21 and 29354 (35000-5646) for the FY 2021-22 have been equitably distributed among rural and Semi-urban branches of Public Sector Banks. However, the target for the Major PSBs in the State, i.e. State Bank of India (SBI), Punjab National Bank (PNB), Union Bank and UCO bank have been given 15% higher target per branch in both years in comparison to other PSBs.

Department of Agriculture and Farmers' Empowerment, Govt. of Odisha has informed that certain modification have been done in the existing Operational Guidelines in the Scheme. The approved Corrigendum is furnished in **Annexure - 37**.

We request all banks to kindly circulate the Corrigendum of the existing Guidelines in the scheme to the branches for successful implementation of the scheme.

(b) Development with regard to the Administration of Subsidy of Women SHGs in the State of Odisha – Mission Shakti

1. SHG Bank Linkage:

1.1. Institutional Finance to women SHGs plays a vital role in livelihood promotion entrepreneurship among women SHG members. This facilitates the realms of building financial capabilities and self-confidence of women.

1.2. As on 21st December 2020, **1,26,263** SHGs have been credit linked with loan amounting to **Rs. 2,120.32** Crore against the annual physical & financial credit linkage target of 2,54,250 & Rs.3,240.20 crore respectively. The physical and financial achievement as percentage of the target comes to 50% & 65% respectively. The bank wise performance (financial achievement) is depicted below.

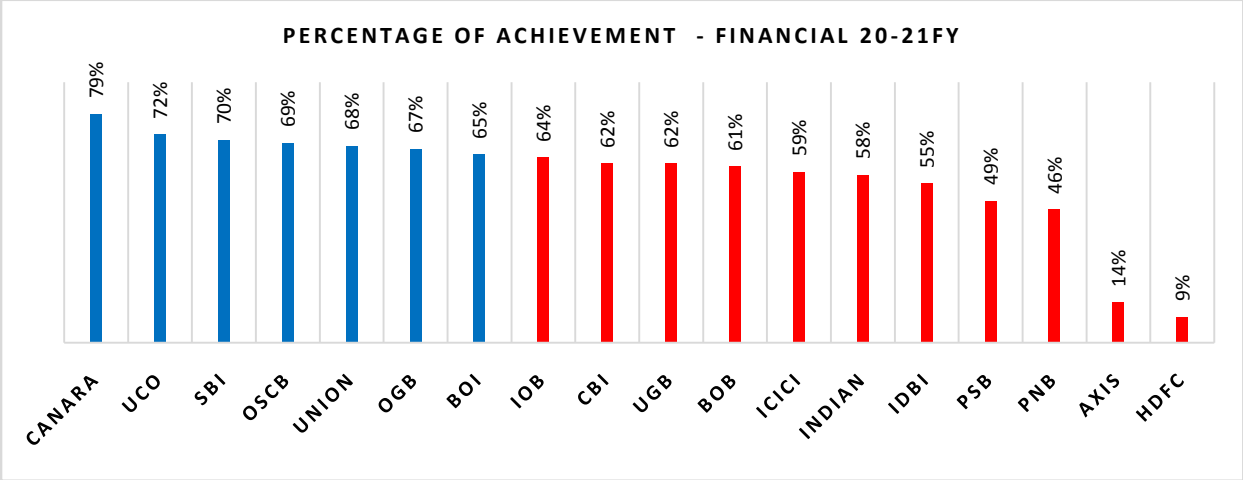

1.3. Under 5T mandate of Mission Shakti, the Government has targeted to increase the loan size to Rs. 4 lakh per SHG by the FY 2022-23. The present average loan size comes to **Rs. 1.68 lakh** per SHG. The financial year wise performance as average loan size is depicted below.

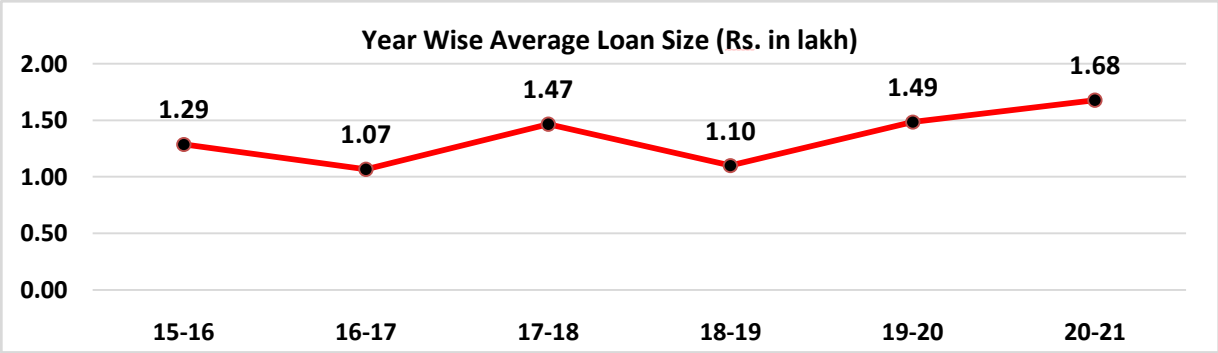

1.4. **63,990** sponsored loan applications are pending with different bank branches across the state, which need immediate action.

Action points:

1. Special drive may be organised in collaboration with Directorate of Mission Shakti for facilitating and expediting SHG credit linkage.
2. It may be targeted to **increase the minimum loan size to Rs. 2 lakh** during the current FY and banks may be asked to issue suitable instructions to their bank branches to increase the SHG loan size.
3. A suitable cut-off date may be fixed for all banks for clearing the pending loan applications.

Bank wise progress (linkage status, pending and average loan) is enclosed at **"Annexure – 38"**

2. Mission Shakti Loan – State Interest Subvention:

Mission Shakti Loan provides women SHGs with bank loan upto Rs. 3 lakh at 0% annual rate of interest on prompt and regular repayment. The interest subvention amount, acts as a catalyst for SHGs towards taking up new challenges for setting up / scaling up enterprises leading to strengthening of local economy, contributing more to state GDP and generating more employment opportunities.

During the current FY, 12 banks have been provided with an amount of Rs. 68.67 crore under State Interest Subvention – Mission Shakti Loan benefit against the financial target of Rs.150 crore (i.e. achievement of 46% of annual target).

Banks namely Bank of Baroda, IDBI, Indian Bank, Punjab & Sind Bank, Union Bank of India and HDFC bank have not furnished the interest subvention claims during the current FY.

The current year bank wise and financial ear wise (since inception) progress is as follows.

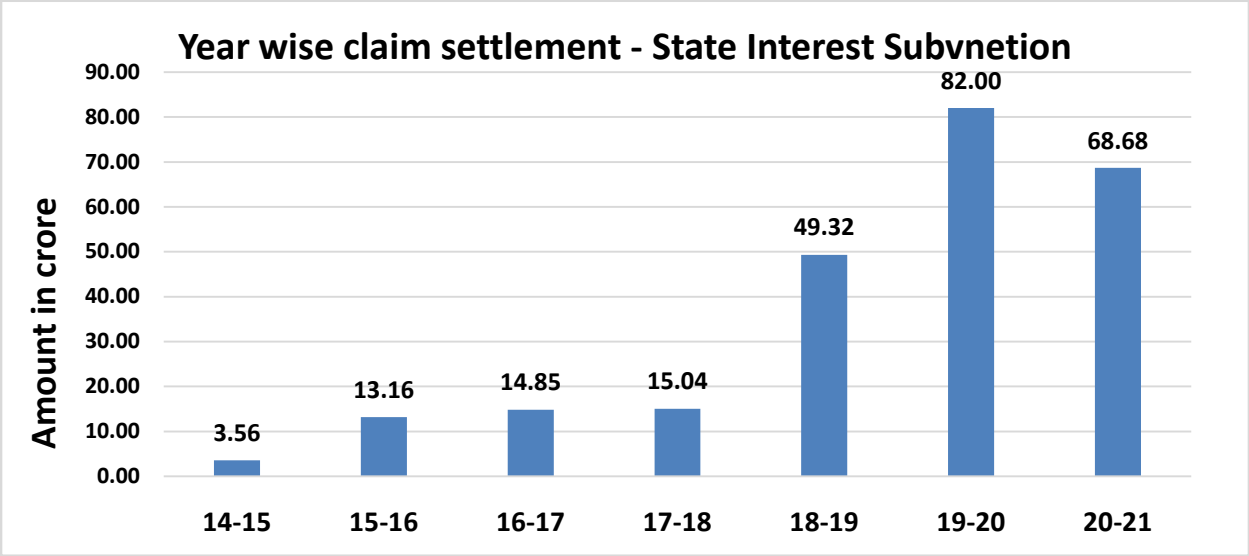

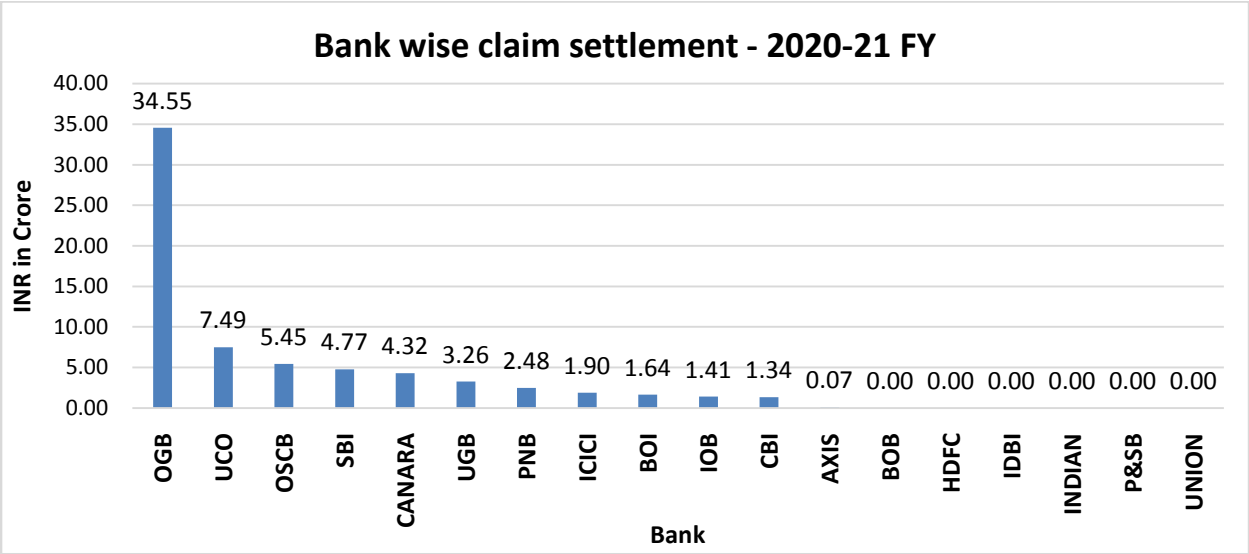

Action:

i. Banks may be impressed upon to submit the unsettled claims. A suitable cut-off date may be fixed for defaulter banks.

ii. Banks may come up with a mechanism to seen that all interest subvention claims get credited to the SB account of SHGs without delay.

Bank wise progress (claim settlement) is enclosed at **"Annexure – 39"**

3. Dedicated MIS Portal for SHG Bank Linkage & Interest Subvention (BLIS):

To integrate online digital solutions to bolster the 'Mission Shakti Loan' implementation process, a state-of-the-art Management Information System (MIS) is being developed by Mission Shakti in collaboration with Tata Consultancy Services (TCS).

This dedicated BLIS portal aims to help in monitoring SHG Bank Linkage and Interest Subvention programme in the state covering all WSHGs irrespective of their promoting agency. This portal is going to facilitate & monitor online & offline sponsoring and sanction & repayment of loans & NPA position with respect to SHG loans in the state.

To implement this process, Mission Shakti is collaborating with all banks for periodic data sharing on SHG Bank Linkage and Interest Subvention. Moving forward, MoUs with State Bank of India, UCO Bank and Odisha Gramya Bank has been with Directorate of Mission Shakti for sharing SHG data.

Action points: All banks (except SBI, UCO& OGB) to sign MoU latest by 31st December 2020.

4. Engaging WSHG/Federation Members as Business Correspondent Agents (BCAs) under BC Model:

At least 500 Mission Shakti SHG members will be engaged as Business Correspondent Agents (BCA) to provide different banking services to people in unbanked and under banked areas across the state. This will not only provide a sustainable livelihood option to WSHG members, but also it will extend banking services to the public at large in GPs deprived of brick and mortar bank branches.

Mission Shakti has signed MoU with Odisha Gramya Bank, YES Bank and ICICI Bank to engage SHG members as BCAs to provide such services.

Action Points: Other banks may come up for engaging WSHGs as BCA under this Model as per communication of the Finance Department vide letter no. 31629 dated 27.11.2020.

(c) Silpi Unnati Yojana (SUY)

Margin money assistance is provided to individual artisans @ 20% of the project cost (up to Rs.1,00,000 in seven crafts and up to Rs 50,000.00 in rest 43 crafts) per artisan to avail bank loan for sett ing-up of own handicraft production unit.

During 2020-21, so far till date 1377 nos. of applications have been sponsored by DICs/RICs to different banks and out of these 47 nos of cases have so far been reported as sanctioned.

Besides above, the pending applications pertaining to the FY 2019-20 under the scheme SUV would be considered during the current year. Accordingly the bank branch wise pendency of 966 no. of cases in respect of the year 2019-20 is also enclosed out of which only 10 cases have been sanctioned during the current year so far.

The Bank Branch wise sponsoring and sanction of applications for the year 2019-20 & 2020-21 is placed at **Annexure - 40.**

Thus 57no.s of cases only have been reported as sanctioned so far. Bankers may be impressed upon to expedite the sanction under the scheme as hardly three months are left to achieve the target.

AGENDA NO.11

Recent Policy Initiatives by Govt. of India, RBI, NABARD, Govt. of Odisha

(a) RBI Policy Changes:

I. National Strategy for Financial Inclusion (2019-24)—Access to Livelihood and Skill Development

National Strategy for Financial Inclusion (NSFI):2019-24 was launched in January 2020. The Strategy document lays down measures and recommendations to further and deepen the financial inclusion efforts throughout the country in a time bound manner. It requires a coordinated approach from various stakeholders more so at the grassroots level towards implementation of the milestones.

The major milestones which needs to be achieved in time bound manner in Odisha are

(i) **Universal Access to Financial Services :** Every village to have access to a formal financial service provider within a reasonable distance of 5 KM radius. The customers may be on boarded through an easy and hassle-free digital process and processes should be geared towards a less-paper ecosystem.

Village-wise Banking Data : In this connection, we have been pursuing the matter with LDMs to provide us a village-wise data banking facility data since May 2020. However, only very few LDMs have provided the data till date. Even after sufficient time has elapsed and continuous pursuance of the matter during last 7 months, we are not getting the required data from the LDMs.

(ii) **Providing Basic Bouquet of Financial Services:** Every adult who is willing and eligible needs to be provided with a basic bouquet of financial services that include a Basic Savings Bank Deposit Account, credit, a micro life and non-life insurance product, a pension product and a suitable investment product.

(iii) **Access to Livelihood and Skill Development:** The new entrant to the financial system, if eligible and willing to undergo any livelihood/ skill development programme, may be given the relevant information about the ongoing Government livelihood programmes thus helping them to augment their skills and engage in meaningful economic activity and improve income generation

(iv) Financial Literacy and Education : Target specific Financial literacy and education

II. National Strategy for Financial Education (2020-25)

National Centre for Financial Education (NCFE), in consultation with major financial sector regulators, Department of Financial Services, Government of India and various stake holders has prepared second National Strategy for Financial Education (NSFE) for the period 2020-2025 and has also been approved by the Sub Committee of Financial Stability Development Council (SC-FSDC).

The English version of the document is available in the website of RBI and can be accessed on the following link.

https://rbidocs.rbi.org.in/rdocs/PublicationReport/Pdfs/NSFE202020251BD2A32E39F74D328239740D4C93980D.PDF

The Strategic Objectives laid down in the document has recommended adoption of a **'5 C' approach** for dissemination of financial education through emphasis on development of relevant **Content** (including Curriculum in schools, colleges and training establishments), developing **Capacity** among the intermediaries involved in providing financial services, leveraging on the positive effect of **Community** led model for financial literacy through appropriate **Communication** strategy and lastly enhancing **Collaboration** among various stakeholders.

(b) NABARD Initiatives

I. Deployment of 20 lakh BHIM Aadhar Pay Devices

As per the NABARD Circular No. 238 dated 08.09.2020, the Scheme period for deployment of 20 lakh BHIM Aadhar Pay Devices has been extended up to 31.03.2021 and is applicable to all Scheduled Commercial Banks & Small Financial Banks.

The detail of the circular is given in **Annexure – 41**.

II. FIF for conducting Financial Literacy Awareness Programmes (FLAPs)

As per the NABARD Circular No. 255 dated 21.09.2020, Scheduled Commercial Banks can also conduct **Financial Literacy Awareness Programmes (FLAPs)** through FLCs in the line of Regional Rural Banks and Regional Cooperative Banks.

The detail of the circular is given in **Annexure – 42**.

III. FIF- Extension of Connectivity and Power Infrastructure Schemes

As per the NABARD Circular No. 211 dated 04.08.2020, the Extension of Connectivity and Power Infrastructure Schemes are now extended to all districts and also in existing branches. Earlier it was available in Special Focus Districts (SFDs), CSPs and in new branches only.

The detail of the circular is given in **Annexure – 43**.

CGM, NABARD may apprise the meeting in this regard.

AGENDA NO. 12

Banks Common Concern

(a) RSETI

As on 30.09.2020, 864 rural BPL/NRLM target group youth have been trained against annual target of 15,377 for the year 2020-21. (5.62% achievement)

The overall number of candidates trained as on 30.09.2020 was 895 against annual target of 21,961. (4.08% achievement)

The Bank-wise performance under BPL as on 30.09.2020 is as follows.

BANK	BOI	RUDSETI	CBI	SBI	ANDHRA BANK	UCO BANK
% of Achievement	0	0	4.51	7.83	0	4.84

The percentage of candidates settled as on 30.09.2020 (Cumulative) was 74% against National Average of 70%.

The percentage of candidates settled with Bank finance as on 30.09.2020 (Cumulative) was 56% against National Average of 49%. The details are given in **Annexure-44**.

Status of Infrastructure in RSETI

- Issuance of permissive possession letter is pending in Puri District.
- In Cuttack District Land is allotted but possession not given. Status to be converted from Gochar to stitiban.
- In 17 number of RSETIs building construction has been completed.
- In 7 number of RSETI the construction is in progress.(Bhadrak, Baragarh ,Kalahandi, Nuapada, Rayagada, Sundargarh and Deogarh)
- In 4 RSETIs, the construction has not yet started(Ganjam, Gajapati, Anugul and Dhenkanal.
- In Ganjam and Gajapati, District Administration is demanding for payment of Incidental Charges for issuing permissive possession. In Gajapati district allotment has been cancelled by collector for non payment of Ground rent and cess.

State Director RSETIs may appraise the House in this regard.

(b) Banks are requesting State Government to take up the matter with concerned line department for minimizing the charges for initiating Police escort during physical possession of property under SARFAESI.

(c) Reduction in turnaround time for DM Permission in physical possession under SARFAESI may be considered by the State Government.

(d) In Government Sponsored schemes, the subsidy amount is to be returned to the sponsoring agencies in case of account becoming NPA. There should be provision to adjust the available subsidy to the loan account to reduce NPA burden on Banks.

(e) Hon'ble High Court of Odisha now has stayed the auction of property up to 15.01.2021 in the State of Odisha for which banks are unable to recover their due against mortgage properties offered as collaterals for which funds have been stuck in NPA accounts which could have been deployed by the banks for financing to needy and common people.

In view of this, SLBC-Odisha has filed an Intervene Petition at Odisha High Court on 16.11.2020 where the hearing had been adjourned to 11.12.2020 but no order is uploaded in regards to the IA till date.

AGENDA NO.13

(a) Functioning of DCC/DLRC

As per the RBI guidelines and Lead Bank Scheme the DCC and DLRC meeting should be conducted at quarterly intervals within stipulated time without rescheduled number of times. Finance Department, Government of Odisha has advised all Collectors and District Magistrates to extend timely support and co-operation to the Lead District Managers and ensure holding the DCC/DLRC meetings separately, as per the RBI guidelines.

DCC meetings should be convened by the Lead District Managers at quarterly intervals. At the DCC level, sub-committees as appropriate, may be set up to work intensively on specific issues and submit reports to the DCC for its consideration. DCC should give adequate feedback to the SLBC on various issues that need to be discussed on a wider platform, so that these receive adequate attention at the State Level

We request all LDMs to follow the guidelines as per the RBI circular while convening the DCC/DLRC meetings.

(b) Strengthening of LDMs

As the effectiveness of the Lead Bank Scheme depends on the dynamism of the District Collectors and the Lead District Managers (LDMs), with supportive role of the Regional/Zonal Office, the office of LDM should be sufficiently strengthened with appropriate infrastructural support being the focal point for the successful implementation of the Lead Bank Scheme.

Apart from the provision of a separate office space, technical infrastructure like computers, printer, data connectivity, etc. which are basic necessities for LDMs to discharge their core responsibilities may be provided to LDMs' Office without exception.

Controllers of the Lead Banks are requested to provide adequate staff and other infrastructure facilities to strengthen the LDM's office.

AGENDA NO. 14

Conduct of SLBC Meetings

It is observed that the Reports/Data is received from many Banks with inordinate delay, that too after constant persuasion through mails/personal contacts, resulting in delay of the consolidation process at SLBC. Further, on many occasions a lot of inconsistencies are observed in the data submitted by Banks and a lot of time is lost in getting the corrected data. Inconsistencies are also observed in the District-wise data being submitted by the Banks to LDMs & SLBC and reconciliation of the same is also delays the consolidation process.

Controlling Heads of Banks are requested to sensitize the staff responsible for preparation and submission of data as per time lines to enable SLBC to submit the data to all concerned as per schedule and conduct the meetings of SLBC as per the yearly calendar.

AGENDA NO. 15

Any other matter with the permission of the Chair.

ANNEXURES FOR SEPT'20 QUARTER

Annexure - 1

Latest Data in regard to KCC Saturation including PM Kisan Beneficiaries; Animal Husbandry and Fisheries related activities (Campaign period from 01.06.2020 to 18.12.2020)

SrNo.	Bankname	Self/RRB	Cumulative number of applications Received							
			Cumulative number of KCC applications Received Crop Loan	Cumulative number of KCC applications Received Crop Loan with dairy	Cumulative number of KCC applications Received Crop Loan with other allied activities	Cumulative number of KCC applications Received Dairy	Cumulative number of KCC applications Received Poultry	Cumulative number of KCC applications Received Others	Cumulative number of KCC applications Received Fisheries	Cumulative number of KCC applications Received Total
1	Bandhan Bank	PVT	0	0	0	0	0	0	0	0
2	Bank of Baroda	PSB	390	5	62	200	0	5	6	668
3	Bank of India	PSB	3556	136	0	549	0	2	8	4251
4	Bank of Maharashtra	PSB	10	0	0	0	0	0	0	10
5	Canara Bank	PSB	2880	63	7	529	13	1	43	3536
6	Central Bank of India	PSB	2007	2	1	60	5	2	10	2087
7	Cooperative Bank	RCOP	85284	44	1033	344	9	7	476	87197
8	Cooperative Bank	RRB	12915	106	0	3717	0	0	615	17353
9	HDFC Bank Ltd	PVT	26627	3	3525	0	16	88	0	30259
10	Indian Bank	PSB	1549	19	11	145	0	0	9	1733
11	Indian Overseas Bank	PSB	9000	0	0	160	2	74	44	9280
12	Punjab & Sind Bank	PSB	7	0	0	2	1	4	0	14
13	Punjab National Bank	PSB	218	116	0	8498	0	0	386	9218
14	RBL Bank Ltd	PVT	0	0	0	0	0	0	0	0
15	State Bank of India	PSB	120064	4311	829	139	54	311	0	125708
16	UCO Bank	PSB	3094	0	0	3642	0	0	26	6762
17	Union Bank of India	PSB	7474	48	111	2256	0	3	255	10147
	Total		**275075**	**4853**	**5579**	**20241**	**100**	**497**	**1878**	**308223**

Annexure - 1

SrNo.	Bankname	Status of KCC applications Sanctioned								KCC Limit Sanctioned (in Rs crore)							
		KCC Sanctioned - KCC(Crop Loan)	KCC Sanctioned - KCC(Crop Loan) with dairy	KCC Sanctioned - KCC(Crop Loan) with other allied activities	AH Dairy	AH Poultry	AH Others	Fishries	Grand Total	KCC Limit - KCC(Crop Loan)	KCC Limit - KCC(Crop Loan) with dairy	KCC Limit - KCC(Crop Loan) with other allied activities	KCC AH Dairy	KCC AH Poultry	KCC AH Others	KCC Fishries	KCC Limit Sanctioned Grand Total
1	Bandhan Bank	0	0	0	0	0	0	0	0	0	0	0	0	0	0	0	0
2	Bank of Baroda	390	5	62	126	0	5	6	594	3.49	0.06	0.41	0.41	0	0.03	0.03	4.43
3	Bank of India	3544	136	0	27	0	2	8	3717	16	0.29	0	0.15	0	0.02	0	16.46
4	Bank of Maharashtra	10	0	0	0	0	0	0	10	0.11	0	0	0	0	0	0	0.11
5	Canara Bank	2880	63	7	504	13	1	43	3511	18.33	0.14	0.05	0.97	0.48	0	0.4	20.37
6	Central Bank of India	2007	2	1	55	5	2	10	2082	7.1	0	0	0.14	0.16	0.01	0.06	7.47
7	Cooperative Bank	84278	2	105	20	9	7	72	84493	297.8	0.01	1.02	0.32	0.17	0.32	0.6	300.24
8	Cooperative Bank	12915	50	0	432	0	0	80	13477	60.66	0.16	0	1.68	0	0	0.09	62.59
9	HDFC Bank Ltd	18495	3	2359	0	16	41	0	20914	218.84	0.17	6.94	0	5	0.1	0	231.05
10	Indian Bank	1540	3	10	45	0	0	8	1606	8.84	0.01	0.06	0.15	0	0	0.08	9.14
11	Indian Overseas Bank	8703	0	0	160	2	68	42	8975	62.49	0	0	0.25	0.02	0.03	0.69	63.48
12	Punjab & Sind Bank	6	0	0	0	0	3	0	9	0.05	0	0	0	0	1.03	0	1.08
13	Punjab National Bank	218	116	0	3404	0	0	158	3896	1.77	0.27	0	12.2	0	0	1.89	16.13
14	RBL Bank Ltd	0	0	0	0	0	0	0	0	0	0	0	0	0	0	0	0
15	State Bank of India	109766	3434	533	139	15	311	0	114198	697.67	14.87	2.21	0	0	0	0	714.75
16	UCO Bank	2693	0	0	918	0	0	26	3637	20.11	0	0	3.13	0	0	0.11	23.35
17	Union Bank of India	7056	23	46	792	0	3	59	7979	40.14	0.2	0.2	2.71	0	0.69	1.34	45.28
	Total	**254501**	**3837**	**3123**	**6622**	**60**	**443**	**512**	**269098**	**1453.4**	**16.18**	**10.89**	**22.11**	**5.83**	**2.23**	**5.29**	**1515.93**

Annexure - 1

SrNo.	Bankname	Application not found to be eligible			Status of Pending Applications							
		Applicant already having a KCC either in same bank or other banks/ Cooperative/ PACS or existing KCC under default/NPA	Non-availability of land records, No clear title/ disputed land records, etc.	Total	No of Pending Applications Crop Loan	No of Pending Applications crop loan with dairy	No of Pending Applications Crop Loan with other allied activities	No of Pending Applications Dairy	No of Pending Applications Poultry	No of Pending Applications Others	No of Pending Applications Fisheries	No of Pending Applications Total
1	Bandhan Bank	0	0	0	0	0	0	0	0	0	0	0
2	Bank of Baroda	0	12	12	0	0	0	62	0	0	0	62
3	Bank of India	456	9	465	2	0	0	67	0	0	0	69
4	Bank of Maharashtra	0	0	0	0	0	0	0	0	0	0	0
5	Canara Bank	15	10	25	0	0	0	0	0	0	0	0
6	Central Bank of India	0	5	5	0	0	0	0	0	0	0	0
7	Cooperative Bank	69	36	105	1006	20	915	324	0	0	334	2599
8	Cooperative Bank	328	262	590	0	44	0	2790	0	0	452	3286
9	HDFC Bank Ltd	0	7667	7667	1450	0	218	0	0	10	0	1678
10	Indian Bank	97	29	126	1	0	0	0	0	0	0	1
11	Indian Overseas Bank	217	82	299	0	0	0	0	0	6	0	6
12	Punjab & Sind Bank	0	2	2	0	0	0	2	1	0	0	3
13	Punjab National Bank	4120	1136	5256	0	0	0	66	0	0	0	66
14	RBL Bank Ltd	0	0	0	0	0	0	0	0	0	0	0
15	State Bank of India	5150	6220	11370	31	78	26	0	5	0	0	140
16	UCO Bank	1640	75	1715	0	0	0	1410	0	0	0	1410
17	Union Bank of India	32	274	306	112	25	65	1464	0	0	196	1862
	Total	**12124**	**15819**	**27943**	**2602**	**167**	**1224**	**6185**	**6**	**16**	**982**	**11182**

Annexure - 2

Bank-Wise_ ECLGS Reporting _Odisha State_As of 18.12.2020

Name of Bank	Total Eligible Cases		Total Opt out cases		Net Eligible Cases		Total sanction out of Net Eligible Cases		% of Total sanction out of Net Eligible Cases		Total Disbursement out of Total Sanction		% of total disbursement out of total sanction	
	A/c in actuals	Amt. in Lakhs	A/c in actuals	Amt. in Lakhs	A/c in actuals	Amt. in Lakhs	A/c in actuals	Amt. in Lakhs	A/c	Amt.	A/c in actuals	Amt. in Lakhs	A/C	Amt.
	A	B	C	D	E=(A-C)	F=(B-D)	G(Out of E)	H(Out of F)	I=(G/E)%	J=(H/F)%	K(Out of G)	L(Out of H)	M=(K/G)%	N=(L/H)%
BANK OF BARODA	10413	21023.3	2328	3838.9	8085	17184.4	8028	17145.13	99.29	99.77	8012	17108.43	99.80	99.79
BANK OF INDIA	19368	19148	2378	3800.97	16990	15347.03	16990	15347.03	100.00	100.00	13530	15305.00	79.64	99.73
BANK OF MAHARASTRA	773	1510	33	98	740	1412	721	1412	97.43	100.00	595	1337.00	82.52	94.69
CANARA BANK (CANARA+ SYNDICATE)	20344	18258.31	2005	1483.07	18339	16775.24	14227	16209	77.58	96.62	12188	14707.00	85.67	90.73
CENTRAL BANK OF INDIA	7010	7281	379	230	6631	7051	5680	5686	85.66	80.64	5045	5575.00	88.82	98.05
INDIAN BANK (INDIAN+ALLAHABAD)	12254	17532.62	2795	908.42	9459	16624.2	8979	15430.00	94.93	92.82	5575	11894.00	62.09	77.08
INDIAN OVERSEAS BANK	7268	7146	3903	2658.3	3365	4487.7	3365	4487.7	100.00	100.00	2524	3699.57	75.01	82.44
PUNJAB & SINDH BANK	1050	1300	170	72.5	880	1227.5	868	1200	98.64	97.76	868	1186.00	100.00	98.83
PUNJAB NATIONAL BANK (PNB+OBC+UBI)	20414	32539	2798	4665	17616	27874	17614	27610	99.99	99.05	9359	26555.00	53.13	96.18
STATE BANK OF INDIA	48765	92724.4	5934	6517	42831	86207.4	42807	86206.61	99.94	100.00	19419	71608.24	45.36	83.07
UCO BANK	16576	12158	1013	3193.5	15563	8964.5	15563	8964.5	100.00	100.00	12108	8135.49	77.80	90.75
UNION BANK OF INDIA (UNION+ANDHRA+ CORPORATION)	18430	24374	1777	5057	16653	19317	16320	19317	98.00	100.00	14912	18784.00	91.37	97.24
PSBs TOTAL	**182665**	**254994.63**	**25513**	**32522.66**	**157152**	**222471.97**	**151162**	**219014.97**	**96.19**	**98.45**	**104135**	**195894.73**	**68.89**	**89.44**
AXIS BANK	1503	21403	0	0.00	1503	21403	382	16888.68	25.42	78.91	290	14111.40	75.92	83.56
BANDHAN BANK	0	0	0	0.00	0	0	0	0.00	0.00	0.00	0	0.00	0.00	0.00
CITY UNION BANK	19	776	0	0.00	19	776	4	41.00	21.05	5.28	4	41.00	100.00	100.00
DCB BANK	607	3575	0	0.00	607	3575	607	3575.00	100.00	100.00	278	2601.00	45.80	72.76
FEDERAL BANK	266	3294.09	79	345.20	187	2948.89	184	2832.92	98.40	96.07	183	2806.68	99.46	99.07
HDFC BANK	4237	22616.65	498	1911.81	3739	20704.84	3739	20531.93	100.00	99.16	1533	14613.25	41.00	71.17
ICICI BANK	4315	24865	175	0.00	4140	24865	3035	23065.28	73.31	92.76	979	17098.42	32.26	74.13
IDBI BANK	3379	6941.67	2356	2534.33	1023	4407.34	1021	4325.99	99.80	98.15	944	4181.48	92.46	96.66
INDUS IND BANK	36	673.63	0	0.00	36	673.63	36	673.63	100.00	100.00	11	394.71	30.56	58.59
KARNATAKA BANK LTD.	261	3961.52	140	1747.14	121	2214.38	81	1765.89	66.94	79.75	65	1599.35	80.25	90.57
KARUR VYSYA BANK	138	1213	52	457.00	86	756	86	756.00	100.00	100.00	45	324.00	52.33	42.86
KOTAK MAHINDRA BANK	0	0	0	0.00	0	0	0	0.00	0.00	0.00	0	0.00	0.00	0.00
LAXMI VILAS BANK	11	61.63	4	13.69	7	47.94	7	47.52	100.00	99.12	7	47.52	100.00	100.00
STANDARD CHARTERED BANK	0	0	0	0.00	0	0	0	0.00	0.00	0.00	0	0.00	0.00	0.00
THE SOUTH INDIAN BANK	26	464.14	0	0.00	26	464.14	21	336.46	80.77	72.49	18	328.43	85.71	97.61
YES BANK	288	1496.48	0	0.00	288	1496.48	288	1496.48	100.00	100.00	44	652.10	15.28	43.58
RBL	0	0	0	0.00	0	0	0	0.00	0.00	0.00	0	0.00	0.00	0.00
IDFC FIRST BANK	168	2827	0	0.00	168	2827	26	109.92	15.48	3.89	23	93.17	88.46	84.77
TAMILNADU MERCANTILE BANK LTD.	22	317	0	0.00	22	317	20	303.00	90.91	95.58	18	301.00	90.00	99.34
PVTs TOTAL	**15276**	**94485.81**	**3304**	**7009.17**	**11972**	**87476.64**	**9537**	**76749.70**	**79.66**	**87.74**	**4442**	**59193.51**	**46.58**	**77.13**
JANA SFB	0	0	0	0.00	0	0	0	0.00	0.00	0.00	0	0.00	0.00	0.00
ESAF SFB	0	0	0	0.00	0	0	0	0.00	0.00	0.00	0	0.00	0.00	0.00
SURYODAY SFB	0	0	0	0.00	0	0	0	0.00	0.00	0.00	0	0.00	0.00	0.00
UJJIVAN SFB	0	0	0	0.00	0	0	0	0.00	0.00	0.00	0	0.00	0.00	0.00
UTKARSH SFB	0	0	0	0.00	0	0	0	0.00	0.00	0.00	0	0.00	0.00	0.00
SFBs TOTAL	**0**	**0**	**0**	**0.00**	**0**	**0**	**0**	**0.00**	**0.00**	**0.00**	**0**	**0.00**	**0.00**	**0.00**
ODISHA GRAMYA BANK	10391	7259.22	6355	3207.94	4036	4051.28	960	3727.17	23.79	92.00	954	3176.59	99.38	85.23
UTKAL GRAMEEN BANK	2200	3374.67	266	58.55	1934	3316.12	1822	2854.21	94.21	86.07	194	899.01	10.65	31.50
RRBs TOTAL	**12591**	**10633.89**	**6621**	**3266.49**	**5970**	**7367.402821**	**2782**	**6581.38**	**46.60**	**89.33**	**1148**	**4075.60**	**41.27**	**61.93**
ODISHA STATE CO-OP. BANK	0	0	0	0.00	0	0	0	0.00	0.00	0.00	0	0.00	0.00	0.00
TOTAL	**210532**	**360114.33**	**35438**	**42798.32**	**175094**	**317316.01**	**163481**	**302346.05**	**93.37**	**95.28**	**109725**	**259163.84**	**67.12**	**85.72**

Annexure - 2

ECLGS Reporting Odisha State as of 18.12.2020

Amount in Rs. Crore

Date	Eligible accounts / amount		Opt Out accounts / amount		Net eligible accounts / amount		Sanction accounts / amount		% of sanction out of Net Eligible Cases		Disbursement accounts / amount		% of disbursement out of sanctioned Cases	
	Account	Amount	Account	Amount	Account	Amount	Account	Amount	Account	Amount	Account	Amount	Account	Amount
(a)	(b)	(c)	(d)	(e)	(f)=(b-d)	(g)=(c-e)	(h) (out of f)	(i) (out of g)	(j)=(h/f)%	(k)=(i/g) %	(l) (out of h)	(m) (out of i)	(n)=(l/h) %	(o)=(m/i) %
29.10.20	210011	3581.75	36590	451.64	173421	3130.12	159658	2963.63	93.16	94.68	105276	2506.81	65.94	84.59
30.10.20	210011	3594.46	36590	451.64	173421	3142.84	159688	2970.87	92.08	94.53	105281	2507.45	65.93	84.40
02.11.20	210011	3581.75	36590	442.82	173421	3138.94	161612	2970.87	94.16	94.65	105281	2507.74	65.14	84.41
04.11.20	209881	3573.84	36491	434.82	173390	3139.02	161673	2981.08	93.24	94.97	104900	2522.98	64.88	84.63
05.11.20	209881	3573.84	35475	433.37	174406	3140.47	162731	2982.63	95.16	94.97	105915	2533.56	65.09	84.94
06.11.20	210148	3588.13	35456	432.13	174692	3156.01	163050	3002.95	93.34	95.15	109400	2553.67	67.10	85.04
09.11.20	210532	3601.14	35456	432.13	175076	3169.01	163434	3011.96	93.35	95.04	109439	2554.03	66.96	84.80
10.11.20	210532	3601.14	35456	432.13	175076	3169.01	163434	3014.78	93.35	95.13	109452	2561.01	66.97	84.95
12.11.20	210532	3601.14	35456	432.13	175076	3169.01	163447	3014.89	93.36	95.14	109470	2562.19	66.98	84.98
13.11.20	210532	3601.14	35656	432.13	175076	3169.01	163447	3014.89	93.36	95.14	109478	2563.28	66.98	85.02
16.11.20	210532	3601.14	35656	432.13	175076	3169.01	163451	3016.60	93.36	95.19	109484	2565.77	66.98	85.06
17.11.20	210532	3601.14	35656	432.13	175076	3169.01	163451	3017.51	93.36	95.22	109485	2566.01	66.98	85.04
18.11.20	210532	3601.14	35656	432.13	175076	3169.01	163451	3017.51	93.36	95.22	109488	2566.06	66.99	85.04
19.11.20	210532	3601.14	35656	432.13	175076	3169.01	163455	3017.66	93.36	95.22	109493	2566.14	66.99	85.04
20.11.20	210532	3601.14	35656	432.13	175076	3169.01	163455	3017.66	93.36	95.22	109497	2566.84	66.99	85.06
21.11.20	210532	3601.14	35656	432.13	175076	3169.01	163456	3017.69	93.36	95.23	109511	2567.69	67.00	85.09
23.11.20	210532	3601.14	35656	432.13	175076	3169.01	163457	3017.94	93.36	95.23	109513	2567.76	67.00	85.08
24.11.20	210532	3601.14	35656	432.13	175076	3169.01	163457	3017.94	93.36	95.23	109513	2567.78	67.00	85.08
25.11.20	210532	3601.14	35446	431.79	175086	3169.36	163464	3018.02	93.36	95.22	109546	2568.45	67.02	85.10
27.11.20	210532	3601.14	35446	431.79	175086	3169.36	163467	3018.28	93.36	95.23	109549	2568.47	67.02	85.10
18.12.20	210532	3601.14	35438	427.98	175094	3173.16	163481	3023.46	93.37	95.28	109725	2591.94	67.12	85.73

Annexure - 3

PMSVANidhi Report as of 18.12.2020

Sl	Name Of Bank	No of applications Logged/ Market Place	Picked up	Sanctioned	Disbursed	Total no of applications	% Sanction to total applications	% of disbursement to sanction
1	Bank of Baroda	0	1316	1006	773	2322	43.32	76.84
2	Bank of India	0	320	2257	2095	2577	87.58	92.82
3	Bank of Maharastra	0	36	122	108	158	77.22	88.52
4	Canara Bank	2	120	1763	1737	1885	93.53	98.53
5	Central Bank of India	3	230	807	789	1040	77.60	97.77
6	Indian Bank	8	819	1478	1019	2305	64.12	68.94
7	Indian Overseas Bank	2	410	561	419	973	57.66	74.69
8	Punjab & Sind Bank	0	48	114	42	162	70.37	36.84
9	Punjab National Bank	7	223	1717	1625	1947	88.19	94.64
10	State Bank of India	0	6485	8426	3812	14911	56.51	45.24
11	UCO Bank	13	474	1341	1181	1828	73.36	88.07
12	Union Bank of India	14	1910	2409	1511	4333	55.60	62.72
Total of Public Sector Banks		**49**	**12391**	**22001**	**15111**	**34441**	**63.88**	**68.68**
13	Axis Bank Ltd	15	171	3	0	189	1.59	0.00
14	Bandhan Bank	1	87	0	0	88	0.00	#DIV/0!
15	City Union Bank	0	0	0	0	0	#DIV/0!	#DIV/0!
16	DCB Bank Ltd	0	5	0	0	5	0.00	#DIV/0!
17	Federal Bank	2	85	3	3	90	3.33	100.00
18	HDFC Bank	0	118	30	2	148	20.27	6.67
19	ICICI Bank	3	70	0	0	73	0.00	#DIV/0!
20	IDBI Bank	3	115	161	94	279	57.71	58.39
21	IDFC First Bank	0	0	0	0	0	#DIV/0!	#DIV/0!
22	Indus Ind Bank	0	20	0	0	20	0.00	#DIV/0!
23	Karnatak Bank Ltd.	1	100	14	12	115	12.17	85.71
24	Karur Vysya Bank	0	38	2	1	40	5.00	50.00
25	Kotak Mahindra Bank Ltd	0	10	0	0	10	0.00	#DIV/0!
26	Laxmi Vilas Bank	0	5	0	0	5	0.00	#DIV/0!
27	RBL Bank	0	0	0	0	0	#DIV/0!	#DIV/0!
28	Standard Chartered Bank	0	0	0	0	0	#DIV/0!	#DIV/0!
29	The South Indian Bank Ltd.	0	1	0	0	1	0.00	#DIV/0!
30	Yes Bank	0	129	0	0	129	0.00	#DIV/0!
31	Tamilnadu Mercantile Bank	0	6	0	0	6	0.00	#DIV/0!
Total of Private Sector Banks		**25**	**960**	**213**	**112**	**1198**	**17.78**	**52.58**
32	Odisha Gramya Bank	15	754	4	0	773	0.52	0.00
33	Utkal Grameen Bank	2	46	0	0	48	0.00	#DIV/0!
Total of RRBs		**17**	**800**	**4**	**0**	**821**	**0.49**	**0.00**
34	Jana Small Finance Bank	0	1	0	0	1	0.00	#DIV/0!
35	Ujjivan Small Finance Bank	0	8	0	0	8	0.00	#DIV/0!
36	Utkarsh Small Finance Bank	0	34	3	1	37	8.11	33.33
Total Small Finance Bank		**0**	**43**	**3**	**1**	**46**	**6.52**	**33.33**
37	Adhikar Microfinance Private Limited	1	3	0	0	4	0.00	#DIV/0!
38	Annapurna Finance Pvt. Ltd.	10	74	175	123	259	67.57	70.29
39	Arohan Financial Services Limited	1	1	0	0	2	0.00	#DIV/0!
40	Centrum Microcredit Ltd	0	31	8	8	39		
41	G U Financial Services Pvt. Ltd	2	0	0	0	2	0.00	#DIV/0!
42	Muthoot Microfin Ltd	1	1	0	0	2	0.00	#DIV/0!
Total Microfinance		**15**	**110**	**183**	**131**	**308**	**59.42**	**71.58**
43	Blanks (No preferred Bank mentioned)	8249	0	0	0	8249	0.00	#DIV/0!
Grand Total		**8355**	**14304**	**22404**	**15355**	**45063**	**49.72**	**68.54**

Annexure - 4

Expanding and Deepening of Digital Payments Ecosystem - Review Format

District:BALANGIR
DATED-30/09/2020

Bank Name	For Bank Customers																For non-customers				4. Digital Financial Literacy	
	1. Digital coverage for individuals (Savings Accounts)									2. Digital coverage for business (Current Accounts)							3. Provision of Digital infrastructure					
	Total No. of Operative SB Accs.	No. of Debit cards/ RuPay cards issued to Operative SB Accs.	% Debit/ RuPay cards coverage	No. of net banking issued	% Net banking coverage	No.of Mobilie Banking + UPI + USSD ^	% of MB/ UPI/ USSD coverage	Total No. of Operative SB Accoutns covered with at lease one of the facilities - Debit/ RuPay cards, net banking, mobile banking, UPI, USSD	% of such Accounts Out of total Operative Savings Accounts	Total No. of Operative Current Accounts	No. of net banking to CAs	% Net banking coverage	No. of POS/ QR availed by CA accounts*	% of POS/ QR coverage	Total No. of Operative Current Accounts covered with at least one of digital modes of payments - Net Banking, POS, QR etc.	% of such Accounts Out of total Operative Current Accounts	A. POS/ QR issued to shopkeepers (other than CA holders)**	B. POS/ QR issued to Govt./ Public Service providers	C. POS/ QR issued to others***	Total POS/ QR (A+B+C) other than CA holders	No. of FLC camps on Digital FL	No. of people participated
Indian Bank	22475	12744	56.7	935	4.16	1301	5.78	14131	62.87	275	47	17.09	5	1.81	47	17.09	5	0	0	5	3	29
Bandhan Bank	2268	1199	52.96	245	10.8	244	10.75	1351	59.56	134	50	37.31	9	6.81	51	38.05	20	0	10	30	0	0
Andhra Bank	8500	7600	89.41	1240	14.58	4750	55.88	2020	23.76	204	38	18.62	13	6	38	18.62	0	0	0	0	25	2500
HDFC Bank	25298	22695	89.71	3620	14.31	5658	22.37	23001	90.92	1301	549	41.28	327	25.13	549	42.2	193	4	0	197	27	2543
Axis Bank	22379	18100	80.87	6533	29.29	8225	36.75	18809	84.04	2180	135	6.19	329	15.09	329	15.09	22	0	0	22	0	0
Utkal Gramy Bank	344460	103209	29.96	0	0	0	0	103209	29.96	909	0	0	0	0	0	0	0	0	0	0	0	0
Central Bank of India	9120	7955	87 .22	17 62	1 9.3 2	7 99	8.76	7991	87.62	101	67	66.33	2	1.98	67	67	0	0	0	0	4	250
Oriental Bank of Comr	2527	1650	65.29	1300	51.44	600	23.74	2520	98.72	51	51	100	51	100	51	100	20	15	10	45	3	205
UNION BANK	36174	6570	18.16	400	1.1	635	1.75	7605	18.59	138	21	15.21	34	24.63	34	24.63	0	0	0	0	0	0
Syndicate Bank	6524	3465	53.11	867	13.28	2565	39.31	3575	54.79	58	51	87.93	5	8.62	51	87.93	0	0	0	0	9	421
Suryadaya Bank	1004	1004	100	9	0.9	138	13.75	1004	100	1	1	100	0	0	1	100	0	0	0	0	7	64
State Bank of india	366373	316791	86	56629	15	98660	27	320276	87	5737	2365	41	3004	52	3070	54	3322	841	408	4571	62	6625
DCB Bank	4355	3027	69.5	4276	98.18	704	16.16	3902	89.59	456	404	88.59	352	77.19	404	8859	0	0	0	0	0	0
Bank of Baroda	8773	6359	72.48	248	2.82	5952	67.89	6350	72.38	223	126	56.5	10	4.56	126	56.5	3	0	7	10	50	889
Federal Bank	4396	3995	90.88	168	3.82	2096	47.68	4091	93.06	95	33	34.74	18	18.89	51	53.68	84	0	0	84	0	0
Jana Small Bank	7681	7681	100	36	0.46	270	3.51	7681	100	40	2	5	0	0	2	5	0	0	0	0	2	50
Canara Bank	18016	15460	85.81	1378	7.65	994	5.51	17832	98.97	200	106	53.01	98	49.01	106	53.01	0	0	0	0	0	0
UCO Bank	8540	3685	43.14	672	7.86	1165	13.64	3685	43.149	118	36	30.51	15	12.71	36	32.5	0	0	0	0	0	0
Indiusind Bank	1541	1376	89.29	580	37.63	512	33.22	1318	85.52	118	21	17.79	23	19.49	23	19.49	0	0	0	0	69	6735
ICICI Bank	8595	7128	82.93	4310	50.13	4415	51.38	7548	87.81	562	406	72.24	196	34.87	406	72.24	100	10	5	115	0	0
Bank of India	50946	24837	48.75	2190	4.29	13036	25.58	25108	49.28	532	212	39.85	81	15.79	212	39.84	0	0	0	0	68	4300
IDBI Bank	10842	7982	73.62	4145	38.25	5225	48.21	8520	78.62	338	199	58.87	56	16.66	199	58.87	21	0	0	21	7	102
Corporation Bank	15945	10375	65.067	965	6.05	6675	41.86	11715	73.47	348	77	22.12	21	6.03	77	22.12	4	0	0	4	6	270
Allahabad Bank	54412	8512	15.64	1452	2.66	5308	9.75	11680	21.46	897	216	24.08	63	7.02	216	24.08	0	0	0	0	0	0
United Bank of India	23594	8388	35.55	564	3.18	751	3.14	8835	38.61	458	94	20.52	9	1.96	94	20.52	4	0	0	4	9	90
Punjab National Bank	53494	38330	71.65	26020	48.64	23570	44.05	47265	88.37	560	317	56.13	165	29.78	317	56.13	245	93	59	397	71	710
Indian Overseas Bank	8274	2991	36.14	415	5.01	661	7.98	4021	48.6	102	49	48.04	8	7.14	57	55.88	0	1	7	8	4	73
Total	**1126506**	**653108**	**58.74**	**119197**	**10.46**	**194110**	**17.23**	**675043**	**59.63**	**16136**	**5673**	**35.49**	**4894**	**21.49**	**6614**	**40.45**	**4043**	**964**	**506**	**5513**	**426**	**25856**

^ The field 'no. of mobile banking + UPI + USSD is an all-inclusive field to be considered for coverage through any one of more of these modes. In case more than one facilities are provided to a single individual, it may be considered as on to avoid multiple counting

**in cases where either of the POS or QR has been provided, coverage may be considered. In cases where both POS & QR facilities have been provided to a single entity, it should be treated as one to avoid multiple counting*

Annexure - 4

Expanding and Deepening of Digital Payments Ecosystem - Review Format

District: Cuttack

Upto : September' 20

	Bank Name	For Bank Customers														For non-customers				4. Digital Financial Literacy	
		1. Digital coverage for individuals (Savings Accounts)									2. Digital coverage for business (Current Accounts)					Provision of Digital infrastruct					
		Total No. of Operative SB Accs.	No. of Debit cards/ RuPay cards issued to Operative SB Accs.	% Debit/ RuPay cards coverage	No. of net banking issued	% Net banking coverage	No.of Mobilie Banking + UPI + USSD ^	% of MB/ UPI/ USSD coverage	Total No. of Operative SB Accoutns covered with at lease one of the facilities - Debit/ RuPay cards, net banking, mobile banking, UPI, USSD	% of such Accounts Out of total Operative Accounts	Total No. of Operative Current Accounts	No. of net banking to CAs	% Net banking coverage	No. of POS/ QR availed by CA accounts*	% of POS/ QR coverage	A. POS/ QR issued to shopkeepers (other than CA holders)**	B. POS/ QR issued to Govt./ Public Service providers	C. POS/ QR issued to others***	Total POS/ QR (A+B+C) other than CA holders	No. of FLC camps on Digital FL	No. of people participated
1	BANK OF BARODA	43223	34249	79.2379057	14326	33.14	25509	59.02	35768	82.7522384	6679	3710	55.55	541	8.10	4761	0	0	4761	129	6873
2	BANK OF INDIA	190473	123666	64.9257375	9755	5.12	35309	18.54	156252	82.0336741	3121	1270	40.69	86	2.76	487	0	123	610	65	458
3	BOM	6797	3959	58.2462851	988	14.54	2354	34.63	5823	85.6701486	254	152	59.84	52	20.47	5	0	0	5	0	0
4	CANARA (CANARA+ SYNDICATE)	417306	307978	73.801479	25730	6.17	65952	15.80	339127	81.2657858	6321	1364	21.58	1142	18.07	86	0	0	86	0	0
5	CBI	129881	88419	68.076932	15623	12.03	11287	8.69	64877	49.9511091	4299	1565	36.40	687	15.98	36	0	11	47	15	327
6	INDIAN (INDIAN+ALLAH)	708085	416957	58.8851621	42286	5.97	97514	13.77	534257	75.4509699	8746	3588	41.02	872	9.97	62	0	0	62	42	1487
7	IOB	78209	57049	72.9442903	4268	5.46	8765	11.21	59416	75.9707962	2214	128	5.78	48	2.17	0	0	0	0	0	0
8	PUNJAB & SINDH	7122	5229	73.4203875	4987	70.02	5890	82.70	5687	79.8511654	519	412	79.38	11	2.12	0	0	0	0	0	0
9	PNB (PNB+OBC+UBI)	372877	218866	58.6965675	68833	18.46	145814	39.11	218773	58.6716263	4884	2610	53.44	1243	25.45				0	20	1270
10	SBI	929844	697413	75.0032263	133927	14.40	245294	26.38	796808	85.6926538	11081	5661	51.09	1940	17.51	0	0	0	0	0	0
11	UCO	420650	321107	76.3359087	32553	7.74	112776	26.81	531721	126.404612	1594	346	21.71	25	1.57	0	0	0	0	310	17374
12	UBI (UNION+ANDHRA+ CORPORATION)	136393	89331	65.4952967	24648	18.07	57305	42.01	98345	72.1041402	3632	3023	83.23	1125	30.97	0	0	0	0	8	479
13	AXIS BANK	51477	43343	84.1987684	19876	38.61	25766	50.05		0.00	4256	578	13.58	1325	31.13	90	0	0	90	0	0
14	BANDHAN BANK	81616	24385	29.8777201	3621	4.44	8470	10.38	28456	34.87	911	68	7.46	65	7.14	0	0	0	0	14	295
15	DCB BANK	1724	1128	65.4292343	1636	94.90	57	3.31	1700	98.6078886	210	170	80.95	18	8.57				0		
16	FEDERAL BANK	6697	5420	80.9317605	941	14.05	2787	41.62	5371	80.2000896	388	113	29.12	57	14.69	0	0	0	0	0	0
17	HDFC BANK	88693	78538	88.5503929	22226	25.06	32087	36.18	79053	89.1310475	9181	3599	39.20	2660	28.97	602	22	0	624	38	788
18	ICICI BANK	57594	55815	96.9111366	24715	42.91	36620	63.58	112354	195.08	6923	3639	52.56	456	6.59	0	0	0	0	59	589
19	IDBI BANK	4419	32596	737.632949	21300	482.01	0	0.00		0.00	101	0	0.00	0	0.00	0	0	88	88	6	235
20	INDUS IND BANK	90389	6162	6.81720121	3429	3.79	1801	1.99	6266	6.93	4434	623	14.05	157	3.54				0		
21	KARNATAKA	13459	9752	72.4570919	1042	7.74	1423	10.57	10124	75.22	445	86	19.33	11	2.47				0		
22	KARUR VYSYA	6260	2466	39.3929712	1030	16.45	201	3.21		0.00	446	79	17.71	0	0.00	25	0	0	25	8	130
23	KOTAK MAHINDRA	0	0	#DIV/0!	0	#DIV/0!	0	#DIV/0!		#DIV/0!	0	0	#DIV/0!		#DIV/0!				0		
24	LAXMI VILAS BANK	11086	8830	79.650009	2681	24.18	1105	9.97		0.00	811	250	30.83		0.00				0		
24	SOUTH INDIAN	13	13	100	13	100.00	14	107.69		0.00	1	0	0.00	0	0.00	0	0	0	0	0	0
24	YES BANK	1831	0	0	0	0.00	0	0.00		0.00	331	0	0.00	74	22.36	92	0	0	92	0	0
24	IDFC FIRST	129	61	47.2868217	27	20.93	53	41.09		0.00	3	0	0.00	0	0.00	0	0	0	0	0	0
24	TAMIL. MERCH	71	53	74.6478873	23	32.39	30	42.25		0.00	5	2	40.00	0	0.00	0	0	0	0	3	85
24	JANA SFB	0	0	#DIV/0!	0	#DIV/0!	0	#DIV/0!		#DIV/0!	0	0	#DIV/0!		#DIV/0!				0		
24	ESAF SFB	0	0	#DIV/0!	0	#DIV/0!	0	#DIV/0!		#DIV/0!	0	0	#DIV/0!		#DIV/0!				0		
24	SURYODAY SFB	409	160	39.1198044	25	6.11	0	0.00		0.00	2	1	50.00	0	0.00	0	0	0	0	0	0
24	UJJIVAN SFB	0	0	#DIV/0!	0	#DIV/0!	0	#DIV/0!		#DIV/0!	0	0	#DIV/0!		#DIV/0!				0		
24	UTKARSH SFB	0	0	#DIV/0!	0	#DIV/0!	0	#DIV/0!		#DIV/0!	0	0	#DIV/0!		#DIV/0!				0		
24	OGB	197819	79355	40.1149536	0	0.00	0	0.00	79039	39.96	228	3	1.32	0	0.00	5	0	0	5	0	0
24	COOP BANK	182866	44273	24.2106242	0	0.00	0		44106	24.12	1075	1	0.09	0	0.00	0	0	0	0	10	100
	Total	**4237412**	**2756573**	65.0532212	**5E+05**	11.34	**9E+05**	21.81	3213323	75.83	**83095**	**33041**	39.76	**12595**	15.16	**6251**	**22**	**222**	6495	**727**	**30490**

^ The field 'no. of mobile banking + UPI + USSD is an all-inclusive field to be considered for coverage through any one of more of these modes. In case more than one facilities are provided to a single individual, it may be considered as on to avoid multiple counting

**in cases where either of the POS or QR has been provided, coverage may be considered. In cases where both POS & QR facilities have been provided to a single entity, it should be treated as one to avoid multiple counting*

Annexure - 5

Expanding and Deepening of Digital Payments Ecosystem - Target for Dec'20, Jan'21 &

District: Cuttack & Bolangir

Month	For Bank Customers						3. Digital Financial Literacy
	1. Digital coverage for individuals (Savings Accounts)				2. Digital coverage for business (Current Accounts)		
	% Debit/ RuPay cards coverage	% Net banking coverage	% of MB/ UPI/ USSD coverage	% of such Accounts Out of total Operative Accounts	% Net banking coverage	% of POS/ QR coverage	No. of FLC camps on Digital FL
	Target	Target	Target	Target	Target	Target	Target
Dec-20	80%	80%	80%	80%	80%	80%	10
Jan-21	90%	90%	90%	90%	90%	90%	30
Feb-21	100%	100%	100%	100%	100%	100%	20
							60

Annexure - 5

Target for on-boarding of merchants/ traders/ businesses/ utility service providers - Dec'20, Jan'21 & Feb'21				
State/ UT	ODISHA			
Name of the District	CUTTACK/ BALANGIR			
Month	**Targets and achievement -** **Total no of merchants/ traders/ businesses/ utility service providers identified in the district for coverage**			
	A. Rural branches of all banks	**B.** Semi urban branches of all banks	**C.** Urban/ Metropolitan branches of all banks	Total (A+B+C)
	Target (%)	Target (%)	Target (%)	Target (%)
Dec-20	80%	80%	80%	80%
Jan-21	90%	90%	90%	90%
Feb-21	100%	100%	100%	100%

Annexure - 6

Provision of banking services through banking outlets or part-time banking outlets in villages having population less than 2000 for half-year ended September,2020							
Sr. No.	State	Target*	Villages Covered			Total	Percentage of Completion (%)
			By Branches	By BCs	Other modes		
		1	2	3	4	5=(2+3+4)	6=(5/1)*100
1	Odisha	45888	4261	40899	714	45874	99.97%

Annexure - 6

Roadmap for providing banking services in every village having population below 2000 - Progress as on 30.09.2020

Sl	District	No. of villages allotted	Villages covered by Branches	BC Locations	Banking through BC visits every week	Banking through BC visits once in a fortnight	Banking through BC visits more than once in a fortnight	Other modes	Total Outlets opened upto the end of the quarter	%age coverage
1	**UCO Bank**	2713	1682	1010	0	0	0	21	2713	**100.00**
2	**Union Bank of India (e-Andhra Bank)**	1256	8	272	950	0	26	0	1256	**100.00**
3	**Axis Bank**	90	0	42	0	22	0	26	90	**100.00**
4	**Bank of Baroda**	809	23	786	0	0	0	0	809	**100.00**
5	**Bank of India**	2541	36	22	2483	0	0	0	2541	**100.00**
6	**Central Bank of India**	685	9	82	594	0	0	0	685	**100.00**
7	**Bank of Baroda(e-Dena Bank)**	20	3	0	0	10	0	7	20	**100.00**
8	**HDFC Bank**	56	6	9	0	0	41	0	56	**100.00**
9	**ICICI Bank**	77	3	15	52	7	0	0	77	**100.00**
10	**IDBI Bank**	28	13	0	7	3	5	0	28	**100.00**
11	**Indian Bank**	738	15	0	723	0	0	0	738	**100.00**
12	**IndusInd Bank**	33	0	3	27	0	3	0	33	**100.00**
13	**Indian Overseas Bank**	1471	10	1461	0	0	0	0	1471	**100.00**
14	**Odisha Gramya Bank**	7587	1849	1072	3931	0	150	585	7587	**100.00**
15	**Punjab National Bank**	1170	27	87	802	209	45	0	1170	**100.00**
16	**Utkal Grameen Bank**	10192	59	0	10119	0	0	0	10178	**99.86**
17	**Union Bank of India**	839	0	0	839	0	0	0	839	**100.00**
18	**State Bank of India**	12388	451	1468	10127	287	55	0	12388	**100.00**
19	**Canara bank (e-Syndicate Bank)**	342	10	328	0	0	0	4	342	**100.00**
20	**Federal Bank**	19	2	0	0	0	0	17	19	**100.00**
21	**Canara Bank**	544	42	65	395	0	0	42	544	**100.00**
22	**Indian Bank (e-Allahabad Bank)**	652	4	99	481	56	0	12	652	**100.00**
23	**Punjab National Bank (e-Oriental Bank of Commerce)**	84	8	18	51	4	3	0	84	**100.00**
24	**Punjab National Bank(e-United Bank of India)**	1554	1	361	0	1192	0	0	1554	**100.00**
	TOTAL	**45888**	**4261**	**7200**	**31581**	**1790**	**328**	**714**	**45874**	**99.97**

Annexure - 6

Roadmap for providing banking services in every village having population below 2000 - Progress as on 30.09.2020

Sl	District	No. of villages allotted	Villages covered by Branches	BC Locations	Banking through BC visits every week	Banking through BC visits once in a fortnight	Banking through BC visits more than once in a fortnight	Other modes	Total Outlets opened upto the end of the quarter	%age coverage
1	ANGUL	1722	527	277	609	58	148	103	1722	**100.00**
2	BALASORE	2471	810	299	1170	99	8	85	2471	**100.00**
3	BARGARH	1037	47	136	834	15	5	0	1037	**100.00**
4	BHADRAKH	1083	162	336	420	77	0	88	1083	**100.00**
5	BOLANGIR	1690	23	218	1408	35	4	2	1690	**100.00**
6	BOUDH	1090	13	41	999	37	0	0	1090	**100.00**
7	CUTTACK	1659	334	361	839	47	15	63	1659	**100.00**
8	DEOGARH	697	5	83	584	20	5	0	697	**100.00**
9	DHENKANAL	968	111	296	525	26	6	4	968	**100.00**
10	GAJAPATI	1515	19	98	1209	186	2	1	1515	**100.00**
11	GANJAM	2859	119	412	2274	45	5	4	2859	**100.00**
12	JAGATSINGHPUR	1112	94	408	474	132	1	3	1112	**100.00**
13	JAJPUR	1364	98	433	715	53	5	60	1364	**100.00**
14	JHARSUGUDA	316	15	43	241	12	5	0	316	**100.00**
15	KALAHANDI	2030	27	261	1704	31	7	0	2030	**100.00**
16	KANDHAMAL	2517	230	148	2061	60	18	0	2517	**100.00**
17	KENDRAPARA	1392	149	342	804	87	0	10	1392	**100.00**
18	KEONJHAR	1975	135	281	1531	25	3	0	1975	**100.00**
19	KHORDHA	1253	252	357	587	55	0	2	1253	**100.00**
20	KORAPUT	1874	22	235	1560	15	17	21	1870	**99.79**
21	MALKANGIRI	1106	14	45	1032	6	3	0	1100	**99.46**
22	MAYURBHANJ	3401	299	428	2309	355	2	8	3401	**100.00**
23	NABARANGPUR	760	22	98	633	7	0	0	760	**100.00**
24	NAYAGARH	1485	334	388	628	33	0	102	1485	**100.00**
25	NUAPADA	632	14	57	543	18	0	0	632	**100.00**
26	PURI	1714	260	343	867	35	53	156	1714	**100.00**
27	RAYAGADA	2591	33	378	2154	24	0	0	2589	**99.92**
28	SAMBALPUR	1201	34	114	1002	47	4	0	1201	**100.00**
29	SONEPUR	791	12	67	705	7	0	0	791	**100.00**
30	SUNDARGARH	1583	47	217	1160	143	12	2	1581	**99.87**
	TOTAL	**45888**	**4261**	**7200**	**31581**	**1790**	**328**	**714**	**45874**	**99.97**

Annexure - 7

BharatNet Phase - I
State – Odisha
(Report for the Month of Oct-2020 _ As on 30.11.2020)

Underground OFC										
Sl No	Name of the District	No Of Blocks	No Of GPs	No. of GPs & BHQs	No of GPs/BHQs where OFC has been laid	No of GPs/BHQs with OFC E-E Tested	No of GPs / BHQ Service Ready	No. of GP Lit	No. of BHQ Lit	No of GPs inclu. BHQ Lit / Service Opened
1	Boudh	3	62	65	65	65	65	62	3	65
2	Cuttack	14	342	356	352	352	352	335	14	349
3	Deogarh	3	60	63	63	63	63	60	3	63
4	Dhenkanal	8	197	205	205	205	205	197	8	205
5	Gajapati	7	125	132	100	94	94	34	1	35
6	Ganjam	22	474	496	496	496	496	448	22	470
7	Jagatsinghpur	8	194	202	202	202	202	194	8	202
8	Kalahandi	6	146	152	150	150	149	135	5	140
9	Kandhamal	12	141	153	152	152	152	136	12	148
10	Kendrapada	9	227	236	236	236	236	227	9	236
11	Keonjhar	9	193	202	202	202	202	187	9	196
12	Khurda	10	168	178	174	174	174	160	10	170
13	Mayurbhanja	22	319	341	341	341	341	319	22	341
14	Nayagarh	8	175	183	183	183	183	175	8	183
15	Puri	11	229	240	240	239	239	227	11	238
16	Balasore	12	288	300	300	300	300	265	12	277
17	Jajpur	10	282	292	286	286	285	265	10	275
18	Bhadrak	7	188	195	195	195	195	188	7	195
Total		**181**	**3810**	**3991**	**3942**	**3935**	**3933**	**3614**	**174**	**3788**

Annexure - 7

BharatNet Phase - II

State – Odisha

(Report for the Month of Oct-2020 _ As on 30.11.2020)

Aerial OFC

Sl No	Name of the District	No Of Blocks	No Of GPs	No Of BHQs	Total GPs/BHQs	No. of Service Ready (BHQs)	No. of Service Ready (GPs)	No. of Service Ready (BHQs/ GPs)
1	BOUDH	2	6	0	6			0
2	CUTTACK	11	31	0	31			0
3	DEOGARH	3	10	0	10			0
4	DHENKANAL	7	15	0	15			0
5	GAJAPATI	5	21	0	21			0
6	GANJAM	13	28	0	28			0
7	JAGATSINGHPUI	3	4	0	4			0
8	KALAHANDI	12	166	7	173	3	53	56
9	KANDHAMAL	9	19	0	19			0
10	KENDRAPADA	5	19	0	19			0
11	KENDUJHAR	8	101	4	105	3	74	77
12	KHURDA	8	22	0	22			0
13	MAYURBHANJ	7	85	4	89	4	56	60
14	NAYAGARH	7	19	0	19			0
15	PURI	11	38	0	38			0
16	BALASORE	10	71	0	71		5	5
17	JAJPUR	7	31	0	31			0
18	BHADRAK	7	30	0	30		4	4
19	ANGUL	8	225	8	233	4	69	73
20	BARGARH	12	256	12	268			0
21	BOLANGIR	14	315	14	329	6	97	103
22	JHARSUGUDA	5	78	5	83	5	52	57
23	KORAPUT	14	238	14	252			0
24	MALKANAGIRI	7	115	7	122			0
25	NAWARANGPUR	10	189	10	199	7	120	127
26	NUAPADA	5	131	5	136	3	85	88
27	RAYAGADA	11	181	11	192	3	48	51
28	SAMBALPUR	9	150	9	159			0
29	SONEPUR	6	109	6	115			0
30	SUNDARGARH	17	280	17	297	13	197	210
Total		**253**	**2983**	**133**	**3116**	**51**	**860**	**911**

Annexure - 8

DBT - LPG Status of Odisha as on 30.11.2020

Sl No	District	No. of Distributors	No. of LPG Consumers	LPG Aadhaar Seeding	LPG Aadhaar Seeding %	Bank Aadhaar Seeding (ATC)	Bank Aadhaar Seeding (ATC) %	BTC Count	Bank Account Seeding Verified (BTC) Overall %	CTC (ATC+BTC) Overall	CTC (ATC+BTC) Overall
1	ANGUL	32	302493	288941	95.52	250918	82.95	37509	12.40	288427	95.35
2	BALASORE	47	473410	465409	98.31	389096	82.19	75604	15.97	464699	98.16
3	BARGARH	31	251304	241754	96.20	192147	76.46	49356	19.64	241503	96.10
4	BHADRAK	28	352936	344960	97.74	285561	80.91	58270	16.51	343830	97.42
5	BOLANGIR	39	362545	350581	96.70	281480	77.64	68303	18.84	349783	96.48
6	BOUDH	8	68703	68092	99.11	58789	85.57	9302	13.54	68092	99.11
7	CUTTACK	59	624900	600779	96.14	515667	82.52	83487	13.36	599154	95.88
8	DEOGARH	5	36102	33817	93.67	30113	83.41	3628	10.05	33741	93.46
9	DHENKANAL	32	308197	300030	97.35	256235	83.14	43425	14.09	299660	97.23
10	GAJAPATI	9	122539	114978	93.83	95470	77.91	18797	15.34	114268	93.25
11	GANJAM	82	844767	818495	96.89	681389	80.66	135923	16.09	817312	96.75
12	JAGATSINGHPUR	31	252138	245759	97.47	209148	82.95	35829	14.21	244977	97.16
13	JAJPUR	39	362182	355011	98.02	293367	81.00	61100	16.87	354468	97.87
14	JHARSUGUDA	16	149987	140433	93.63	117440	78.30	22438	14.96	139878	93.26
15	KALAHANDI	30	264580	260929	98.62	193170	73.01	67706	25.59	260876	98.60
16	KANDHAMAL	21	132574	127629	96.27	100438	75.76	27032	20.39	127470	96.15
17	KENDRAPARA	27	298929	286822	95.95	236901	79.25	48576	16.25	285477	95.50
18	KEONJHAR	43	303081	292322	96.45	241495	79.68	50554	16.68	292049	96.36
19	KHORDHA	70	711240	649078	91.26	559959	78.73	86487	12.16	646446	90.89
20	KORAPUT	33	285890	269194	94.16	204354	71.48	64640	22.61	268994	94.09
21	MALKANGIRI	9	84300	80388	95.36	60755	72.07	19642	23.30	80397	95.37
22	MAYURBHANJ	43	406096	396268	97.58	317283	78.13	78539	19.34	395822	97.47
23	NABARANGPUR	22	204262	197113	96.50	153217	75.01	43732	21.41	196949	96.42
24	NAYAGARH	26	219927	214803	97.67	187444	85.23	26391	12.00	213835	97.23
25	NUAPADA	16	120621	119113	98.75	96497	80.00	22604	18.74	119101	98.74
26	PURI	36	357394	343992	96.25	299782	83.88	43102	12.06	342884	95.94
27	RAYAGADA	21	192018	173661	90.44	145799	75.93	27075	14.10	172874	90.03
28	SAMBALPUR	32	211393	196680	93.04	157107	74.32	39171	18.53	196278	92.85
29	SONEPUR	17	140035	136688	97.61	111636	79.72	24884	17.77	136520	97.49
30	SUNDARGARH	48	350881	331969	94.61	278529	79.38	52422	14.94	330951	94.32
Total		**952**	**8795424**	**8445687**	**96.02**	**7001187**	**79.60**	**1425528**	**16.21**	**8426715**	**95.81**

* Source - IOCL

Annexure-9

Aadhaar Generation Report as on 03.12.2020

Sl	Name of the District	District Population	Total Enrolments	Enrolments % on Population	Population below 5 years	Population from 5 years to 18 years	Population above 18 years	Total Aadhaar Generated	UID% on Population
1	ANGUL	1273821	1332763	104.63	42572	281631	1008560	1332763	104.63
2	BALASORE	2320529	2409801	103.85	68540	520581	1820680	2409801	103.85
3	BARGARH	1481255	1543694	104.22	55431	304046	1184217	1543694	104.22
4	BHADRAK	1506337	1659511	110.17	45195	367732	1246584	1659511	110.17
5	BOLANGIR	1648997	1848892	112.12	69109	409915	1369868	1848892	112.12
6	BOUDH	441162	466848	105.82	14533	111008	341307	466848	105.82
7	CUTTACK	2624470	2661339	101.40	68181	498644	2094514	2661339	101.40
8	DEOGARH	312520	339167	108.53	13585	75581	250001	339167	108.53
9	DHENKANAL	1192811	1282956	107.56	37531	264911	980514	1282956	107.56
10	GAJAPATI	577817	632050	109.39	26098	161299	444653	632050	109.39
11	GANJAM	3529031	3774731	106.96	126298	816371	2832062	3774731	106.96
12	JAGATSINGHPUR	1136971	1177095	103.53	30646	208476	937973	1177095	103.53
13	JAJPUR	1827192	1952808	106.87	56159	416508	1480141	1952808	106.87
14	JHARSUGUDA	579505	592385	102.22	20419	118390	453576	592385	102.22
15	KALAHANDI	1576869	1677572	106.39	66032	405785	1205755	1677572	106.39
16	KANDHAMAL	733110	822108	112.14	43818	209073	569217	822108	112.14
17	KENDRAPARA	1440361	1565535	108.69	40975	312900	1211660	1565535	108.69
18	KEONJHAR	1801733	1922443	106.70	72308	470941	1379194	1922443	106.70
19	KHORDHA	2251673	2353635	104.53	56096	452460	1845079	2353635	104.53
20	KORAPUT	1379647	1460668	105.87	56225	394260	1010183	1460668	105.87
21	MALKANGIRI	613192	656568	107.07	28075	196642	431851	656568	107.07
22	MAYURBHANJ	2519738	2729797	108.34	82495	645032	2002270	2729797	108.34
23	NABARANGPUR	1220946	1315949	107.78	55378	367948	892623	1315949	107.78
24	NAYAGARH	962789	1023369	106.29	35495	204459	783415	1023369	106.29
25	NUAPADA	610382	722494	118.37	31635	178488	512371	722494	118.37
26	PURI	1698730	1752822	103.18	46637	323104	1383081	1752822	103.18
27	RAYAGADA	967911	1019234	105.30	39379	265162	714693	1019234	105.30
28	SAMBALPUR	1041099	1075498	103.30	34097	217781	823620	1075498	103.30
29	SONEPUR	610183	643590	105.47	22551	135302	485737	643590	105.47
30	SUNDARGARH	2093437	2121848	101.36	66055	467610	1588183	2121848	101.36
	Total	**41974218**	**44537170**	**106.11**	**1451548**	**9802040**	**33283582**	**44537170**	**106.11**

*** Source - UIDAI**

ACP FOR THE QUARTER ENDED NOVEMBER'20 **Annexure-10A**

Sl	BANKS	Crop Loan			Term Loan												Allied Advance								
					Water Resources			Farm Mechanisation			Plantation & Horticulture			Forestry & Wasteland Dev.			AH-Dairy			AH-Poultry			AH - Sheep /Goat/ Piggery		
		T	A	%	T	A	%	T	A	%	T	A	%	T	A	%	T	A	%	T	A	%	T	A	%
1	Bank of Baroda	455.73	181.74	39.88	28.64	5.73	20.01	77.54	23.46	30.26	47.75	10.09	21.12	4.94	1.44	29.09	52.83	6.18	11.69	24.83	7.13	28.70	30.66	1.53	4.99
2	Bank of India	912.24	225.35	24.70	56.88	0.64	1.13	113.90	7.30	6.41	81.00	0.05	0.06	13.28	0.33	2.50	82.18	6.38	7.77	38.62	13.13	34.01	40.07	0.00	0.00
3	Bank of Maharastra	5.79	0.99	17.10	0.25	0.00	0.00	0.94	0.00	0.00	0.54	0.00	0.00	0.03	0.00	0.00	0.71	0.00	0.00	0.34	0.00	0.00	0.26	0.00	0.00
4	Canara Bank	500.20	212.02	42.39	28.36	0.00	0.00	84.43	0.76	0.90	48.21	0.09	0.19	5.48	0.01	0.18	58.53	2.29	3.91	27.63	1.15	4.16	38.07	0.10	0.26
5	Central Bank of India	176.25	55.61	31.55	9.69	0.00	0.00	27.79	0.89	3.20	17.87	0.02	0.11	2.56	0.00	0.00	19.56	0.76	3.88	9.26	1.59	17.16	9.50	0.21	2.21
6	Indian Bank	481.45	111.20	23.10	21.01	0.00	0.00	65.17	0.43	0.65	37.09	0.00	0.00	4.71	0.00	0.00	54.47	0.00	0.00	24.83	4.42	17.79	18.80	0.00	0.00
7	Indian Overseas Bank	324.11	184.29	56.86	16.26	0.04	0.23	45.35	0.77	1.69	27.35	0.57	2.09	4.57	0.02	0.47	35.15	0.26	0.73	19.55	4.40	22.49	16.00	0.07	0.44
8	Punjab & Sind Bank	13.83	1.32	9.54	0.67	0.00	0.00	1.55	0.79	51.03	1.46	0.00	0.00	0.08	0.00	0.00	2.00	1.41	70.37	0.61	0.00	0.00	0.38	0.00	0.00
9	Punjab National Bank	750.32	165.37	22.04	42.54	0.00	0.00	121.94	11.32	9.28	60.46	0.00	0.00	8.11	0.00	0.00	84.50	12.54	14.84	35.74	5.17	14.46	31.56	1.68	5.33
10	State Bank of India	5601.27	1364.42	24.36	324.51	31.39	9.67	935.46	282.49	30.20	503.25	62.78	12.47	80.81	188.33	233.05	603.91	39.33	6.51	290.84	91.90	31.60	255.02	46.14	18.09
11	UCO Bank	716.81	207.68	28.97	47.35	4.72	9.97	107.67	0.41	0.38	70.10	1.45	2.07	6.32	1.49	23.57	92.45	10.52	11.38	38.45	6.02	15.66	31.79	18.12	57.00
12	Union Bank of India	950.47	373.29	39.27	47.43	0.00	0.00	155.78	2.43	1.56	84.87	0.59	0.69	11.24	0.00	0.00	108.88	6.38	5.86	53.77	0.16	0.29	63.12	0.18	0.29
Public Sector Banks		**10888.47**	**3083.28**	**28.32**	**623.59**	**42.52**	**6.82**	**1737.51**	**331.05**	**19.05**	**979.94**	**75.63**	**7.72**	**142.15**	**191.62**	**134.81**	**1195.17**	**86.04**	**7.20**	**564.48**	**135.06**	**23.93**	**535.21**	**68.03**	**12.71**
13	Axis Bank Ltd	745.87	71.11	9.53	41.33	0.00	0.00	113.19	0.00	0.00	65.55	0.00	0.00	9.87	0.00	0.00	78.46	1.90	2.43	34.50	0.00	0.00	30.22	0.00	0.00
14	Bandhan Bank	51.52	27.85	54.06	3.44	6.24	181.31	7.84	230.35	2938.83	5.17	0.00	0.00	0.51	0.00	0.00	7.28	47.34	650.70	3.08	15.42	500.79	2.59	7.18	277.66
15	City Union Bank	0.16	0.00	0.00	0.01	0.00	0.00	0.01	0.00	0.00	0.03	0.00	0.00	0.00	0.00	0.00	0.03	0.00	0.00	0.00	0.00	0.00	0.00	0.00	0.00
16	DCB Bank Ltd	61.84	56.12	90.75	3.12	0.00	0.00	10.12	33.18	327.96	4.75	0.00	0.00	0.70	0.00	0.00	6.61	0.00	0.00	3.13	0.00	0.00	2.55	0.00	0.00
17	Federal Bank	23.94	146.84	613.46	1.93	0.04	2.07	3.18	0.24	7.54	3.09	0.01	0.32	0.21	0.00	0.00	5.19	0.00	0.00	1.68	0.18	10.59	0.67	0.10	15.00
18	HDFC Bank	482.71	34.53	7.15	26.73	0.00	0.00	78.34	8.89	11.35	48.75	0.23	0.47	5.27	0.00	0.00	58.40	0.00	0.00	26.28	0.09	0.35	25.69	0.00	0.00
19	ICICI Bank	474.41	63.65	13.42	26.95	0.00	0.00	75.03	0.00	0.00	47.14	0.00	0.00	6.77	0.00	0.00	57.31	0.00	0.00	22.97	0.00	0.00	24.26	0.00	0.00
20	IDBI Bank	227.16	80.21	35.31	11.85	0.00	0.00	36.30	1.26	3.46	18.68	0.35	1.86	2.30	0.00	0.00	23.62	0.05	0.23	11.02	3.27	29.64	9.32	0.06	0.64
21	IDFC Bank	0.83	0.00	0.00	0.03	0.00	0.00	0.07	0.02	27.60	0.13	0.00	0.00	0.00	0.00	0.00	0.13	3.14	2435.89	0.01	0.01	127.74	0.01	0.26	2721.39
22	Indus Ind Bank	98.21	0.00	0.00	4.83	0.00	0.00	12.46	0.00	0.00	11.01	0.00	0.00	0.57	0.00	0.00	12.46	0.00	0.00	3.96	0.00	0.00	3.80	0.00	0.00
23	Karnatak Bank Ltd.	8.05	0.00	0.00	0.35	0.00	0.00	1.40	0.00	0.00	0.80	0.00	0.00	0.07	0.00	0.00	1.10	0.00	0.00	0.57	0.00	0.00	0.71	0.00	0.00
24	Karur Vysya Bank	0.96	0.00	0.00	0.03	0.00	0.00	0.08	0.00	0.00	0.15	0.00	0.00	0.00	0.00	0.00	0.15	0.00	0.00	0.01	0.00	0.00	0.01	0.00	0.00
25	Kotak Mahindra Bank I	30.42	0.00	0.00	1.71	0.00	0.00	5.39	25.96	481.45	3.32	0.00	0.00	0.17	0.00	0.00	3.74	0.00	0.00	1.90	0.00	0.00	1.59	0.00	0.00
26	Laxmi Vilas Bank	1.10	0.00	0.00	0.05	0.00	0.00	0.18	0.00	0.00	0.15	0.00	0.00	0.00	0.00	0.00	0.16	0.00	0.00	0.03	0.00	0.00	0.03	0.00	0.00
27	RBL Bank	3.44	0.00	0.00	0.11	0.00	0.00	0.32	0.00	0.00	0.51	0.00	0.00	0.01	0.00	0.00	0.52	0.00	0.00	0.04	0.00	0.00	0.06	0.00	0.00
28	Standard Chartered Ba	1.34	0.00	0.00	0.04	0.00	0.00	0.12	0.00	0.00	0.21	0.00	0.00	0.00	0.00	0.00	0.21	0.00	0.00	0.01	0.00	0.00	0.01	0.00	0.00
29	The South Indian Bank	8.67	0.00	0.00	0.40	0.00	0.00	0.84	0.00	0.00	0.58	0.00	0.00	0.02	0.00	0.00	0.88	0.00	0.00	0.28	0.00	0.00	0.09	0.00	0.00
30	Yes Bank	82.99	0.00	0.00	4.07	0.00	0.00	9.67	0.00	0.00	5.93	0.00	0.00	0.15	0.00	0.00	8.53	0.00	0.00	2.54	0.00	0.00	1.02	0.00	0.00
31	Tamilnadu Mercantile	0.03	0.00	0.00	0.00	0.00	0.00	0.00	0.00	0.00	0.00	0.00	0.00	0.00	0.00	0.00	0.00	0.00	0.00	0.00	0.00	0.00	0.00	0.00	0.00
Private Sector Banks		**2303.65**	**480.30**	**20.85**	**126.96**	**6.28**	**4.95**	**354.55**	**299.91**	**84.59**	**215.96**	**0.59**	**0.27**	**26.63**	**0.00**	**0.00**	**264.79**	**52.44**	**19.80**	**112.02**	**18.97**	**16.93**	**102.64**	**7.60**	**7.41**
32	Odisha Gramya Ba	679.87	384.72	56.59	45.94	0.00	0.00	154.25	1.26	0.81	41.13	3.91	9.52	5.68	0.00	0.00	52.40	1.20	2.29	31.33	2.34	7.47	36.41	4.43	12.18
33	Utkal Grameen Ba	1217.52	627.59	51.55	43.56	0.00	0.00	151.11	0.24	0.16	71.13	0.00	0.00	11.09	0.00	0.00	77.59	0.01	0.01	52.69	7.91	15.01	42.13	0.01	0.02
Regional Rural Banks		**1897.39**	**1012.31**	**53.35**	**89.50**	**0.00**	**0.00**	**305.36**	**1.50**	**0.49**	**112.26**	**3.91**	**3.49**	**16.76**	**0.00**	**0.00**	**129.99**	**1.21**	**0.93**	**84.02**	**10.25**	**12.20**	**78.53**	**4.44**	**5.66**
34	Jana Small Finance Ba	3.84	0.00	0.00	0.24	0.00	0.00	0.88	0.00	0.00	0.35	0.00	0.00	0.01	0.00	0.00	0.40	0.02	4.98	0.13	0.00	0.00	0.16	0.00	0.00
35	ESAF Small Finance Ba	0.18	0.00	0.00	0.01	0.00	0.00	0.02	0.02	107.20	0.02	0.00	0.00	0.00	0.00	0.00	0.02	0.00	0.00	0.00	0.00	0.00	0.00	0.00	0.00
36	Suryoday Small Finan	1.10	0.00	0.00	0.06	0.00	0.00	0.12	0.00	0.00	0.16	0.00	0.00	0.01	0.00	0.00	0.21	51.20	24270.32	0.05	179.25	365154.83	0.02	37.00	232847.82
37	Ujjivan Small Finance I	0.97	0.00	0.00	0.05	0.00	0.00	0.17	0.00	0.00	0.07	0.00	0.00	0.00	0.00	0.00	0.09	2.43	2852.72	0.03	0.00	0.00	0.03	0.00	0.00
38	Utkarsh Small Finance	0.18	0.00	0.00	0.01	0.00	0.00	0.02	0.00	0.00	0.03	0.00	0.00	0.00	0.00	0.00	0.03	0.00	0.00	0.00	0.00	0.00	0.00	0.00	0.00
Small Finance Bank		**6.27**	**0.00**	**0.00**	**0.36**	**0.00**	**0.00**	**1.20**	**0.02**	**1.67**	**0.62**	**0.00**	**0.00**	**0.02**	**0.00**	**0.00**	**0.75**	**53.65**	**7160.13**	**0.22**	**179.25**	**81488.07**	**0.21**	**37.00**	**17689.55**
39	Orissa State Co-Op	14783.15	10177.84	68.85	164.10	0.11	0.07	472.75	20.84	4.41	242.06	1.54	0.64	29.42	0.00	0.00	176.81	1.41	0.80	101.22	0.88	0.87	95.03	0.76	0.80
TOTAL		**29878.94**	**14753.74**	**49.38**	**1004.51**	**48.91**	**4.87**	**2871.36**	**653.31**	**22.75**	**1550.84**	**81.67**	**5.27**	**214.98**	**191.62**	**89.14**	**1767.50**	**194.75**	**11.02**	**861.96**	**344.41**	**39.96**	**811.63**	**117.84**	**14.52**

** Amount in Crores*

ACP FOR THE QUARTER ENDED NOVEMBER'20 **Annexure-10A**

Sl	BANKS	Allied Advance						Total Farm Credit			Agriculture Infrastructure											
		Fishery			Others						Storage Facilities			Land Dev., Soil Conservation, Watershed Dev.			Others			Total Agri Infra		
		T	A	%	T	A	%	T	A	%	T	A	%	T	A	%	T	A	%	T	A	%
1	Bank of Baroda	30.65	1.03	3.35	5.42	8.03	148.14	759.00	246.35	**32.46**	37.38	1.04	2.78	10.80	0.72	6.62	2.96	8.04	271.37	51.15	9.79	**19.14**
2	Bank of India	45.90	20.60	44.89	10.29	0.15	1.46	1394.36	273.94	**19.65**	69.14	9.90	14.32	17.64	14.00	79.32	5.86	0.57	9.73	92.64	24.46	**26.41**
3	Bank of Maharastra	0.35	0.15	42.65	0.18	0.39	215.99	9.38	1.53	**16.32**	0.53	0.00	0.00	0.07	0.00	0.00	0.04	0.00	0.00	0.64	0.00	**0.00**
4	Canara Bank	34.21	0.75	2.19	7.02	3.36	47.92	832.14	220.54	**26.50**	38.67	1.26	3.26	10.61	136.17	1283.83	3.88	0.00	0.00	53.16	137.43	**258.53**
5	Central Bank of India	12.18	0.55	4.52	2.22	0.00	0.00	286.89	59.63	**20.79**	15.38	0.00	0.00	3.59	0.00	0.00	0.98	0.00	0.00	19.95	0.00	**0.00**
6	Indian Bank	30.89	0.18	0.60	5.67	0.00	0.00	744.09	116.23	**15.62**	34.23	0.00	0.00	7.27	0.00	0.00	2.63	0.00	0.00	44.13	0.00	**0.00**
7	Indian Overseas Bank	19.82	0.17	0.84	2.82	3.37	119.31	510.98	193.95	**37.96**	24.82	0.00	0.00	5.31	0.00	0.00	1.79	0.07	4.07	31.92	0.07	**0.23**
8	Punjab & Sind Bank	1.28	0.00	0.00	0.39	0.00	0.00	22.25	3.52	**15.82**	1.17	0.00	0.00	0.27	0.00	0.00	0.11	0.00	0.00	1.55	0.00	**0.00**
9	Punjab National Bank	50.87	2.95	5.80	8.27	15.19	183.63	1194.31	214.21	**17.94**	49.05	0.42	0.86	13.91	0.00	0.00	4.12	0.02	0.48	67.08	0.44	**0.66**
10	State Bank of India	337.45	2.28	0.67	60.52	0.00	0.00	8993.03	2109.06	**23.45**	378.91	376.66	99.41	99.86	0.00	0.00	30.66	1.92	6.28	509.43	378.58	**74.32**
11	UCO Bank	60.45	9.23	15.27	9.84	38.01	386.42	1181.21	297.65	**25.20**	50.97	0.06	0.12	17.73	0.00	0.00	3.54	1.02	28.78	72.25	1.08	**1.49**
12	Union Bank of India	67.35	1.83	2.72	9.22	38.09	413.12	1552.13	422.94	**27.25**	75.52	0.05	0.06	19.37	0.00	0.00	6.61	26.57	401.97	101.50	26.62	**26.22**
Public Sector Banks		**691.40**	**39.71**	**5.74**	**121.86**	**106.58**	**87.46**	**17479.77**	**4159.53**	**23.80**	**775.76**	**389.38**	**50.19**	**206.43**	**150.88**	**73.09**	**63.19**	**38.21**	**60.47**	**1045.38**	**578.48**	**55.34**
13	Axis Bank Ltd	44.42	2.36	5.32	6.47	45.62	704.51	1169.89	120.99	**10.34**	52.19	0.00	0.00	12.37	0.00	0.00	4.34	73.64	1697.48	68.90	73.64	**106.88**
14	Bandhan Bank	5.27	10.86	206.20	0.68	5.46	799.68	87.38	350.71	**401.37**	4.24	0.00	0.00	1.72	0.00	0.00	0.34	29.89	8856.13	6.30	29.89	**474.32**
15	City Union Bank	0.01	0.00	0.00	0.00	0.00	0.00	0.25	0.00	**0.00**	0.02	0.00	0.00	0.00	0.00	0.00	0.00	0.00	0.00	0.02	0.00	**0.00**
16	DCB Bank Ltd	4.09	0.00	0.00	0.45	0.00	0.00	97.37	89.30	**91.72**	3.72	0.00	0.00	1.21	0.00	0.00	0.35	0.00	0.00	5.28	0.00	**0.00**
17	Federal Bank	4.92	0.10	2.03	0.36	1.15	319.43	45.17	148.66	**329.12**	2.15	0.00	0.00	1.58	0.00	0.00	0.14	0.42	303.87	3.86	0.42	**10.87**
18	HDFC Bank	33.04	0.00	0.00	6.66	42.30	635.37	791.88	86.04	**10.87**	40.09	0.00	0.00	9.22	0.00	0.00	3.25	0.00	0.00	52.56	0.00	**0.00**
19	ICICI Bank	33.26	0.00	0.00	4.99	0.00	0.00	773.08	63.65	**8.23**	37.61	0.00	0.00	9.69	0.00	0.00	2.97	0.00	0.00	50.26	0.00	**0.00**
20	IDBI Bank	13.73	0.13	0.94	2.72	19.66	721.68	356.71	104.98	**29.43**	14.30	0.00	0.00	3.92	0.00	0.00	1.23	0.00	0.00	19.46	0.00	**0.00**
21	IDFC Bank	0.07	0.09	134.64	0.00	0.94	107427.62	1.27	4.46	**351.07**	0.08	0.00	0.00	0.01	0.00	0.00	0.01	0.00	0.00	0.11	0.00	**0.00**
22	Indus Ind Bank	6.71	0.00	0.00	1.33	38.41	2889.06	155.35	38.41	**24.73**	9.73	0.00	0.00	2.32	0.00	0.00	0.75	0.00	0.00	12.80	0.00	**0.00**
23	Karnatak Bank Ltd.	0.51	0.00	0.00	0.20	42.67	21007.48	13.76	42.67	**310.03**	0.81	0.00	0.00	0.16	0.00	0.00	0.08	0.00	0.00	1.06	0.00	**0.00**
24	Karur Vysya Bank	0.08	0.00	0.00	0.00	0.39	39547.57	1.47	0.39	**26.51**	0.10	0.00	0.00	0.01	0.00	0.00	0.01	0.00	0.00	0.12	0.00	**0.00**
25	Kotak Mahindra Bank L	1.77	0.00	0.00	0.81	0.00	0.00	50.83	25.96	**51.08**	2.99	0.00	0.00	0.51	0.00	0.00	0.21	0.00	0.00	3.71	0.00	**0.00**
26	Laxmi Vilas Bank	0.07	0.00	0.00	0.03	0.00	0.00	1.79	0.00	**0.00**	0.12	0.00	0.00	0.01	0.00	0.00	0.01	0.00	0.00	0.14	0.00	**0.00**
27	RBL Bank	0.27	0.00	0.00	0.01	0.00	0.00	5.28	0.00	**0.00**	0.34	0.00	0.00	0.05	0.00	0.00	0.04	0.00	0.00	0.44	0.00	**0.00**
28	Standard Chartered Ba	0.11	0.00	0.00	0.00	0.00	0.00	2.06	0.00	**0.00**	0.14	0.00	0.00	0.02	0.00	0.00	0.01	0.00	0.00	0.17	0.00	**0.00**
29	The South Indian Bank	0.47	0.00	0.00	0.08	2.05	2629.43	12.31	2.05	**16.66**	0.54	0.00	0.00	0.07	0.00	0.00	0.05	0.00	0.00	0.65	0.00	**0.00**
30	Yes Bank	4.58	0.00	0.00	0.19	11.60	6153.20	119.67	11.60	**9.69**	5.33	0.00	0.00	0.75	0.00	0.00	0.45	0.00	0.00	6.53	0.00	**0.00**
31	Tamilnadu Mercantile	0.00	0.00	0.00	0.00	0.00	0.00	0.05	0.00	**0.00**	0.00	0.00	0.00	0.00	0.00	0.00	0.00	0.00	0.00	0.00	0.00	**0.00**
Private Sector Banks		**153.37**	**13.54**	**8.83**	**24.99**	**210.24**	**841.24**	**3685.56**	**1089.87**	**29.57**	**174.49**	**0.00**	**0.00**	**43.63**	**0.00**	**0.00**	**14.24**	**103.94**	**729.85**	**232.37**	**103.94**	**44.73**
32	Odisha Gramya Ba	57.15	5.80	10.16	9.95	44.11	443.17	1114.11	447.78	**40.19**	23.07	0.00	0.00	16.45	0.00	0.00	2.41	10.99	456.58	41.92	10.99	**26.22**
33	Utkal Grameen Ba	35.97	0.02	0.06	3.53	136.32	3857.07	1706.30	772.10	**45.25**	58.51	0.00	0.00	12.43	0.00	0.00	3.88	0.00	0.00	74.83	0.00	**0.00**
Regional Rural Banks		**93.11**	**5.82**	**6.25**	**13.49**	**180.43**	**1337.75**	**2820.41**	**1219.88**	**43.25**	**81.58**	**0.00**	**0.00**	**28.88**	**0.00**	**0.00**	**6.29**	**10.99**	**174.71**	**116.75**	**10.99**	**9.41**
34	Jana Small Finance Ba	0.23	0.00	0.00	0.01	0.00	0.00	6.26	0.02	**0.32**	0.29	0.00	0.00	0.06	0.00	0.00	0.03	0.00	0.00	0.38	0.00	**0.00**
35	ESAF Small Finance Ba	0.01	0.00	0.00	0.01	1.27	17166.21	0.28	1.29	**461.79**	0.02	0.00	0.00	0.00	0.00	0.00	0.00	2.32	144375.72	0.02	2.32	**12004.54**
36	Suryoday Small Finan	0.17	72.74	#####	0.02	46.74	235746.64	1.91	390.21	**20459.40**	0.11	0.00	0.00	0.05	0.00	0.00	0.01	2.57	28582.03	0.17	2.57	**1540.87**
37	Ujjivan Small Finance	0.05	0.00	0.00	0.01	14.89	139021.44	1.46	17.32	**1187.12**	0.06	0.00	0.00	0.01	0.00	0.00	0.00	0.00	0.00	0.08	0.00	**0.00**
38	Utkarsh Small Finance	0.01	0.00	0.00	0.00	6.01	932987.89	0.28	6.01	**2168.05**	0.02	0.00	0.00	0.00	0.00	0.00	0.00	0.00	0.00	0.02	0.00	**0.00**
Small Finance Bank		**0.47**	**72.74**	**#####**	**0.05**	**68.91**	**137722.80**	**10.18**	**414.85**	**4075.57**	**0.50**	**0.00**	**0.00**	**0.12**	**0.00**	**0.00**	**0.05**	**4.89**	**10840.22**	**0.67**	**4.89**	**735.01**
39	Orissa State Co-Op	145.38	3.70	2.55	21.95	24.55	111.84	**16231.88**	**10231.63**	**63.03**	131.94	0.15	0.11	56.41	0.27	0.48	20.41	16.48	80.74	**208.76**	**16.90**	**8.10**
TOTAL		**1083.73**	**135.52**	**12.50**	**182.35**	**590.72**	**323.95**	**40227.80**	**17115.77**	**42.55**	**1164.27**	**389.53**	**33.46**	**335.48**	**151.15**	**45.06**	**104.18**	**174.52**	**167.52**	**1603.93**	**715.20**	**44.59**

** Amount in Crores*

ACP FOR THE QUARTER ENDED NOVEMBER'20 **Annexure-10A**

Sl	BANKS	Ancillary Ativities									Total Agri			Micro, Small & Medium Enterprises								
		Food & Agro Processing			Others			Total Ancillary Activities						Micro - Manufacturing			Micro - Services			Small - Manufacturing		
		T	A	%	T	A	%	T	A	%	T	A	%	T	A	%	T	A	%	T	A	%
1	Bank of Baroda	34.21	19.61	57.32	11.24	13.87	123.45	45.45	33.48	**73.67**	855.60	289.62	**33.85**	196.50	38.67	19.68	165.48	63.03	38.09	144.79	61.28	42.32
2	Bank of India	60.25	65.50	108.71	20.78	246.93	1188.60	81.02	312.43	**385.60**	1568.02	610.84	**38.96**	262.63	131.11	49.92	221.16	372.97	168.64	193.51	52.53	27.14
3	Bank of Maharastra	0.70	0.00	0.00	0.05	0.00	0.00	0.75	0.00	**0.00**	10.76	1.53	**14.22**	4.73	0.00	0.00	3.98	0.00	0.00	3.49	0.00	0.00
4	Canara Bank	43.63	83.20	190.69	12.28	0.00	0.00	55.91	83.20	**148.82**	941.20	441.16	**46.87**	242.77	94.31	38.85	204.44	173.01	84.63	178.88	25.66	14.34
5	Central Bank of India	13.74	1.50	10.92	3.55	9.69	272.92	17.29	11.19	**64.73**	324.13	70.82	**21.85**	80.82	38.27	47.35	68.06	155.13	227.95	59.55	22.06	37.05
6	Indian Bank	36.13	84.73	234.53	7.41	0.00	0.00	43.54	84.73	**194.59**	831.76	200.96	**24.16**	193.00	17.10	8.86	162.53	145.44	89.49	142.21	25.70	18.07
7	Indian Overseas Bank	24.97	2.63	10.52	5.86	0.00	0.00	30.83	2.63	**8.52**	573.73	196.65	**34.28**	121.06	27.42	22.65	101.94	64.48	63.25	89.20	6.37	7.14
8	Punjab & Sind Bank	1.47	0.00	0.00	0.26	0.00	0.00	1.74	0.00	**0.00**	25.54	3.52	**13.78**	12.51	0.00	0.00	10.53	73.13	694.20	9.22	0.00	0.00
9	Punjab National Bank	51.74	35.02	67.68	16.23	4.59	28.29	67.97	39.61	**58.27**	1329.36	254.26	**19.13**	303.23	30.08	9.92	255.36	1696.70	664.44	223.44	94.68	42.38
10	State Bank of India	423.81	564.99	133.31	115.37	5.78	5.01	539.18	570.77	**105.86**	10041.63	3058.41	**30.46**	2205.97	352.50	15.98	1857.66	1547.77	83.32	1625.45	711.32	43.76
11	UCO Bank	56.24	0.32	0.57	22.43	9.67	43.11	78.67	9.99	**12.70**	1332.12	308.72	**23.18**	281.72	37.78	13.41	237.24	425.82	179.49	207.58	69.54	33.50
12	Union Bank of India	74.93	35.91	47.93	17.34	11.84	68.28	92.27	47.75	**51.75**	1745.90	497.30	**28.48**	467.58	82.31	17.60	393.75	259.61	65.93	344.53	84.28	24.46
Public Sector Banks		**821.81**	**893.40**	**108.71**	**232.79**	**302.38**	**129.89**	**1054.60**	**1195.78**	**113.39**	**19579.75**	**5933.79**	**30.31**	**4372.52**	**849.56**	**19.43**	**3682.12**	**4977.09**	**135.17**	**3221.85**	**1153.42**	**35.80**
13	Axis Bank Ltd	50.03	0.00	0.00	13.74	0.00	0.00	63.77	0.00	**0.00**	1302.56	194.63	**14.94**	313.13	54.49	17.40	263.69	30.52	11.58	230.73	46.16	20.01
14	Bandhan Bank	4.14	0.00	0.00	1.77	0.00	0.00	5.92	0.00	**0.00**	99.60	380.60	**382.14**	24.13	122.67	508.27	20.32	373.21	1836.35	17.78	0.04	0.22
15	City Union Bank	0.01	0.00	0.00	0.00	0.00	0.00	0.01	0.00	**0.00**	0.28	0.00	**0.00**	0.24	0.00	0.00	0.20	0.44	215.92	0.18	0.10	56.08
16	DCB Bank Ltd	3.66	0.00	0.00	1.47	0.00	0.00	5.13	0.00	**0.00**	107.78	89.30	**82.86**	24.59	1.08	4.39	20.71	8.76	42.30	18.12	0.80	4.42
17	Federal Bank	2.88	0.58	20.18	1.46	31.00	2126.90	4.34	31.58	**728.44**	53.37	180.66	**338.52**	14.84	2.21	14.89	12.50	8.61	68.85	10.94	3.38	30.90
18	HDFC Bank	40.25	11.01	27.34	9.04	12.66	140.13	49.29	23.67	**48.02**	893.72	109.71	**12.28**	283.91	9.32	3.28	239.08	132.93	55.60	209.19	55.11	26.34
19	ICICI Bank	36.41	0.00	0.00	8.92	413.53	4633.44	45.34	413.53	**912.11**	868.68	477.18	**54.93**	255.01	26.80	10.51	214.74	274.21	127.69	187.90	90.31	48.06
20	IDBI Bank	15.09	26.56	175.99	4.28	0.00	0.00	19.37	26.56	**137.14**	395.54	131.54	**33.26**	86.12	31.78	36.90	72.52	287.97	397.07	63.46	43.99	69.32
21	IDFC Bank	0.03	0.00	0.00	0.00	0.00	0.00	0.04	0.00	**0.00**	1.41	4.46	**315.59**	1.19	0.15	12.60	1.00	0.00	0.00	0.88	0.11	12.54
22	Indus Ind Bank	5.33	0.00	0.00	1.11	0.00	0.00	6.44	0.00	**0.00**	174.59	38.41	**22.00**	79.13	8.45	10.68	66.64	440.48	661.02	58.31	8.17	14.01
23	Karnatak Bank Ltd.	0.88	0.00	0.00	0.09	0.00	0.00	0.97	0.00	**0.00**	15.79	42.67	**270.23**	6.69	7.21	107.78	5.63	70.68	1254.70	4.93	17.21	349.15
24	Karur Vysya Bank	0.04	0.00	0.00	0.00	0.00	0.00	0.04	0.00	**0.00**	1.64	0.39	**23.84**	1.41	0.00	0.00	1.19	0.55	46.38	1.04	0.00	0.00
25	Kotak Mahindra Bank L	3.38	0.00	0.00	0.43	0.00	0.00	3.81	0.00	**0.00**	58.35	25.96	**44.49**	25.04	1.02	4.07	21.08	41.36	196.17	18.45	5.06	27.43
26	Laxmi Vilas Bank	0.09	0.00	0.00	0.01	0.00	0.00	0.10	0.00	**0.00**	2.03	0.00	**0.00**	1.35	0.00	0.00	1.14	0.00	0.00	1.00	0.00	0.00
27	RBL Bank	0.14	0.00	0.00	0.01	29.37	207246.70	0.15	29.37	**19423.62**	5.87	29.37	**500.37**	4.69	0.00	0.00	3.95	2.86	72.49	3.45	0.00	0.00
28	Standard Chartered Ba	0.06	0.00	0.00	0.01	0.00	0.00	0.06	0.00	**0.00**	2.29	0.00	**0.00**	1.97	0.00	0.00	1.66	0.00	0.00	1.45	0.00	0.00
29	The South Indian Bank	0.52	0.00	0.00	0.05	0.00	0.00	0.57	0.00	**0.00**	13.53	2.05	**15.15**	2.70	0.00	0.00	2.27	0.00	0.00	1.99	0.00	0.00
30	Yes Bank	3.79	0.00	0.00	0.62	0.00	0.00	4.41	0.00	**0.00**	130.61	11.60	**8.88**	33.38	0.66	1.98	28.11	3.13	11.13	24.60	0.00	0.00
31	Tamilnadu Mercantile	0.01	0.00	0.00	0.00	0.00	0.00	0.01	0.00	**0.00**	0.06	0.00	**0.00**	0.03	0.00	0.00	0.02	0.13	605.55	0.02	0.00	0.00
Private Sector Banks		**166.74**	**38.15**	**22.88**	**43.01**	**486.56**	**1131.36**	**209.75**	**524.71**	**250.16**	**4127.68**	**1718.53**	**41.63**	**1159.55**	**265.84**	**22.93**	**976.47**	**1675.84**	**171.62**	**854.41**	**270.44**	**31.65**
32	Odisha Gramya Ba	23.45	3.49	14.87	4.80	9.14	190.64	28.24	12.63	**44.72**	1184.27	471.40	**39.81**	93.71	17.07	18.21	78.91	18.73	23.73	69.05	2.52	3.65
33	Utkal Grameen Ba	48.01	2.18	4.55	6.01	0.00	0.00	54.02	2.18	**4.04**	1835.15	774.28	**42.19**	94.24	190.38	202.02	79.36	207.21	261.10	69.44	28.31	40.76
Regional Rural Banks		**71.45**	**5.67**	**7.94**	**10.81**	**9.14**	**84.61**	**82.26**	**14.81**	**18.01**	**3019.42**	**1245.68**	**41.26**	**187.95**	**207.45**	**110.37**	**158.27**	**225.93**	**142.75**	**138.49**	**30.83**	**22.26**
34	Jana Small Finance Ba	0.16	0.00	0.00	0.08	0.00	0.00	0.24	0.00	**0.00**	6.88	0.02	**0.29**	3.86	0.00	0.00	3.25	0.00	0.00	2.85	0.00	0.00
35	ESAF Small Finance Ba	0.02	0.00	0.00	0.00	0.00	0.00	0.02	0.00	**0.00**	0.32	3.61	**1120.02**	0.22	0.00	0.00	0.19	0.00	0.00	0.17	0.00	0.00
36	Suryoday Small Finan	0.12	0.00	0.00	0.04	24.64	61745.79	0.16	24.64	**15425.97**	2.23	417.42	**18686.88**	1.21	0.14	11.59	1.02	8.27	813.30	0.89	0.00	0.00
37	Ujjivan Small Finance	0.05	0.00	0.00	0.01	0.00	0.00	0.07	0.00	**0.00**	1.60	17.32	**1081.19**	0.45	0.46	101.86	0.38	7.21	1895.90	0.33	0.00	0.00
38	Utkarsh Small Finance	0.01	0.00	0.00	0.00	0.25	23720.09	0.01	0.25	**2571.05**	0.31	6.26	**2025.66**	0.25	0.06	24.44	0.21	0.32	154.78	0.18	0.00	0.00
Small Finance Bank		**0.37**	**0.00**	**0.00**	**0.13**	**24.89**	**18920.64**	**0.50**	**24.89**	**4980.45**	**11.34**	**444.63**	**3919.58**	**5.99**	**0.66**	**11.01**	**5.05**	**15.80**	**313.07**	**4.42**	**0.00**	**0.00**
39	Orissa State Co-Op	92.38	0.50	0.54	10.88	22.34	205.24	**103.26**	**22.84**	**22.12**	**16543.90**	**10271.37**	**62.09**	61.01	0.00	0.00	51.37	0.00	0.00	44.95	0.00	0.00
TOTAL		**1152.76**	**937.71**	**81.35**	**297.62**	**845.32**	**284.03**	**1450.38**	**1783.03**	**122.94**	**43282.11**	**19614.00**	**45.32**	**5787.02**	**1323.51**	**22.87**	**4873.28**	**6894.66**	**141.48**	**4264.12**	**1454.69**	**34.11**

** Amount in Crores*

ACP FOR THE QUARTER ENDED NOVEMBER'20

Sl	BANKS	Micro, Small & Medium Enterprises																	
		Small - Services			Medium - Manufacturing			Medium - Services			Khadi & Village Industries			Others under MSME			Total MSME		
		T	A	%	T	A	%	T	A	%	T	A	%	T	A	%	T	A	%
1	Bank of Baroda	175.82	69.06	39.28	74.46	39.02	52.40	111.70	41.09	36.79	51.71	0.87	1.67	113.76	0.00	0.00	1034.22	313.03	30.27
2	Bank of India	234.98	156.42	66.57	99.52	9.79	9.84	149.28	69.95	46.85	69.11	8.11	11.73	152.05	0.26	0.17	1382.24	801.14	57.96
3	Bank of Maharastra	4.23	0.00	0.00	1.79	0.00	0.00	2.69	0.00	0.00	1.25	0.00	0.00	2.74	111.98	4087.43	24.91	111.98	449.62
4	Canara Bank	217.22	137.42	63.26	92.00	184.81	200.89	138.00	21.48	15.57	63.89	0.06	0.09	140.55	11.99	8.53	1277.74	648.74	50.77
5	Central Bank of India	72.31	141.56	195.77	30.62	13.17	43.00	45.94	51.68	112.50	21.27	14.71	69.17	46.79	0.00	0.00	425.35	436.58	102.64
6	Indian Bank	172.68	62.88	36.41	73.14	25.61	35.02	109.71	12.59	11.48	50.79	0.00	0.00	111.74	0.00	0.00	1015.79	289.32	28.48
7	Indian Overseas Bank	108.32	82.41	76.08	45.88	0.46	1.01	68.81	2.90	4.21	31.86	2.56	8.04	70.09	4.56	6.51	637.15	191.16	30.00
8	Punjab & Sind Bank	11.19	22.46	200.66	4.74	0.00	0.00	7.11	25.46	358.05	3.29	0.00	0.00	7.24	0.00	0.00	65.84	121.05	183.85
9	Punjab National Bank	271.32	228.24	84.12	114.91	34.03	29.62	172.37	21.93	12.73	79.80	18.94	23.74	175.56	1.30	0.74	1595.97	2125.91	133.20
10	State Bank of India	1973.76	2133.97	108.12	835.95	147.68	17.67	1253.92	443.03	35.33	580.52	442.99	76.31	1277.14	1470.38	115.13	11610.35	7249.64	62.44
11	UCO Bank	252.06	290.41	115.21	106.76	18.29	17.13	160.13	16.45	10.27	74.14	0.20	0.27	163.10	2.27	1.39	1482.73	860.76	58.05
12	Union Bank of India	418.36	128.55	30.73	177.19	90.77	51.23	265.78	59.14	22.25	123.05	9.30	7.56	270.70	0.00	0.00	2460.95	713.96	29.01
Public Sector Banks		**3912.25**	**3453.39**	**88.27**	**1656.95**	**563.64**	**34.02**	**2485.43**	**765.70**	**30.81**	**1150.66**	**497.74**	**43.26**	**2531.46**	**1602.74**	**63.31**	**23013.25**	**13863.28**	**60.24**
13	Axis Bank Ltd	280.17	18.27	6.52	118.66	68.32	57.58	177.99	49.22	27.66	82.40	0.00	0.00	181.29	0.00	0.00	1648.07	266.99	16.20
14	Bandhan Bank	21.59	0.03	0.15	9.15	0.00	0.00	13.72	0.00	0.00	6.35	0.00	0.00	13.97	0.00	0.00	127.02	495.95	390.45
15	City Union Bank	0.22	0.02	9.24	0.09	0.00	0.00	0.14	0.00	0.00	0.06	0.00	0.00	0.14	0.00	0.00	1.27	0.56	43.97
16	DCB Bank Ltd	22.00	6.04	27.45	9.32	0.00	0.00	13.98	1.03	7.37	6.47	0.00	0.00	14.24	0.00	0.00	129.42	17.71	13.68
17	Federal Bank	13.28	10.87	81.84	5.63	0.01	0.09	8.44	17.89	212.03	3.91	0.00	0.00	8.59	0.00	0.00	78.13	42.96	54.99
18	HDFC Bank	254.02	172.91	68.07	107.59	12.96	12.05	161.38	54.19	33.58	74.71	0.00	0.00	164.37	0.00	0.00	1494.25	437.44	29.27
19	ICICI Bank	228.16	556.12	243.74	96.63	32.57	33.71	144.95	118.30	81.61	67.11	0.00	0.00	147.64	0.00	0.00	1342.14	1098.31	81.83
20	IDBI Bank	77.06	27.52	35.71	32.64	1.46	4.49	48.95	10.84	22.13	22.66	0.08	0.35	49.86	0.00	0.00	453.27	403.64	89.05
21	IDFC Bank	1.07	0.25	23.47	0.45	0.00	0.00	0.68	0.00	0.00	0.31	0.00	0.00	0.69	0.00	0.00	6.26	0.51	8.14
22	Indus Ind Bank	70.80	16.55	23.38	29.99	1.27	4.24	44.98	0.17	0.38	20.82	0.00	0.00	45.81	0.00	0.00	416.48	475.09	114.07
23	Karnatak Bank Ltd.	5.99	65.10	1087.67	2.53	0.00	0.00	3.80	34.21	899.69	1.76	0.00	0.00	3.87	0.00	0.00	35.21	194.41	552.18
24	Karur Vysya Bank	1.26	0.00	0.00	0.53	0.00	0.00	0.80	0.00	0.00	0.37	0.00	0.00	0.82	0.00	0.00	7.41	0.55	7.42
25	Kotak Mahindra Bank L	22.40	28.86	128.83	9.49	0.00	0.00	14.23	3.71	26.07	6.59	0.00	0.00	14.50	0.00	0.00	131.78	80.01	60.72
26	Laxmi Vilas Bank	1.21	0.00	0.00	0.51	0.00	0.00	0.77	0.00	0.00	0.36	0.00	0.00	0.78	0.19	24.24	7.13	0.19	2.67
27	RBL Bank	4.19	0.00	0.00	1.78	0.00	0.00	2.66	0.00	0.00	1.23	0.00	0.00	2.71	0.00	0.00	24.66	2.86	11.60
28	Standard Chartered Ba	1.77	0.00	0.00	0.75	0.00	0.00	1.12	0.00	0.00	0.52	0.00	0.00	1.14	0.00	0.00	10.39	0.00	0.00
29	The South Indian Bank	2.41	0.00	0.00	1.02	0.00	0.00	1.53	0.00	0.00	0.71	0.00	0.00	1.56	1.50	96.13	14.19	1.50	10.57
30	Yes Bank	29.87	6.57	22.00	12.65	0.02	0.16	18.98	4.65	24.50	8.79	0.00	0.00	19.33	0.00	0.00	175.71	15.03	8.55
31	Tamilnadu Mercantile	0.02	0.00	0.00	0.01	0.00	0.00	0.01	0.00	0.00	0.01	0.00	0.00	0.01	0.00	0.00	0.13	0.13	96.89
Private Sector Banks		**1037.50**	**909.12**	**87.63**	**439.41**	**116.62**	**26.54**	**659.11**	**294.21**	**44.64**	**305.15**	**0.08**	**0.03**	**671.32**	**1.69**	**0.25**	**6102.91**	**3533.83**	**57.90**
32	Odisha Gramya Ba	83.85	6.80	8.11	35.51	5.40	15.20	53.27	4.45	8.36	24.66	3.34	13.53	54.25	117.49	216.55	493.21	175.79	35.64
33	Utkal Grameen Ba	84.32	24.41	28.95	35.71	294.65	825.08	53.57	9.74	18.19	24.80	0.19	0.79	54.56	0.00	0.00	495.99	754.89	152.20
Regional Rural Banks		**168.16**	**31.21**	**18.56**	**71.22**	**300.04**	**421.27**	**106.83**	**14.20**	**13.29**	**49.46**	**3.53**	**7.14**	**108.81**	**117.49**	**107.97**	**989.20**	**930.68**	**94.08**
34	Jana Small Finance Ban	3.46	0.00	0.00	1.46	0.00	0.00	2.20	0.00	0.00	1.02	0.00	0.00	2.24	0.00	0.00	20.34	0.00	0.00
35	ESAF Small Finance Ba	0.20	0.00	0.00	0.08	0.00	0.00	0.13	0.00	0.00	0.06	0.00	0.00	0.13	0.00	0.00	1.18	0.00	0.00
36	Suryoday Small Finan	1.08	36.83	3408.93	0.46	0.00	0.00	0.69	8.32	1212.17	0.32	0.00	0.00	0.70	0.00	0.00	6.36	53.56	842.76
37	Ujjivan Small Finance F	0.40	0.00	0.00	0.17	0.00	0.00	0.26	0.00	0.00	0.12	0.00	0.00	0.26	0.00	0.00	2.38	7.67	322.70
38	Utkarsh Small Finance	0.22	0.00	0.00	0.09	0.00	0.00	0.14	0.00	0.00	0.06	0.00	0.00	0.14	0.00	0.00	1.29	0.38	29.41
Small Finance Bank		**5.36**	**36.83**	**686.85**	**2.27**	**0.00**	**0.00**	**3.41**	**8.32**	**244.23**	**1.58**	**0.00**	**0.00**	**3.47**	**0.00**	**0.00**	**31.54**	**61.61**	**195.33**
39	Orissa State Co-Op	54.59	0.00	0.00	23.12	0.00	0.00	34.68	0.00	0.00	16.05	0.00	0.00	35.32	0.00	0.00	321.09	0.00	0.00
TOTAL		**5177.86**	**4430.55**	**85.57**	**2192.98**	**980.30**	**44.70**	**3289.46**	**1082.43**	**32.91**	**1522.90**	**501.35**	**32.92**	**3350.38**	**1721.92**	**51.39**	**30457.99**	**18389.40**	**60.38**

** Amount in Crores*

Annexure-10A **ACP FOR THE QUARTER ENDED NOVEMBER'20** **Annexure-10A**

Sl	BANKS	Export Credit			Education			Housing			Renewable Energy			Others			Social Infra			TOTAL		
		T	A	%	T	A	%	T	A	%	T	A	%	T	A	%	T	A	%	T	A	%
1	Bank of Baroda	103.43	0.00	0.00	42.50	0.23	0.54	167.42	42.48	25.37	3.74	0.00	0.00	180.63	9.63	5.33	13.21	0.00	0.00	2400.76	654.98	27.28
2	Bank of India	159.34	148.56	93.23	77.45	3.54	4.58	235.38	100.12	42.53	10.89	0.00	0.00	300.51	0.00	0.00	14.57	0.00	0.00	3748.39	1664.20	44.40
3	Bank of Maharastra	4.06	0.00	0.00	0.73	0.53	72.79	4.72	3.77	79.95	0.02	0.00	0.00	5.08	0.00	0.00	0.06	0.00	0.00	50.33	117.81	234.08
4	Canara Bank	130.75	0.01	0.01	45.22	8.65	19.13	201.87	39.15	19.39	3.04	0.00	0.00	222.63	78.93	35.45	13.34	0.00	0.01	2835.80	1216.65	42.90
5	Central Bank of India	46.31	0.00	0.00	15.24	4.81	31.56	68.02	12.35	18.16	1.79	0.00	0.00	76.49	0.00	0.00	2.98	0.00	0.00	960.31	524.56	54.62
6	Indian Bank	129.67	0.00	0.00	39.01	0.70	1.80	184.89	1.02	0.55	3.41	0.00	0.00	216.22	0.00	0.00	8.26	0.00	0.00	2429.01	492.01	20.26
7	Indian Overseas Bank	71.77	0.00	0.00	24.21	7.48	30.91	113.98	56.15	49.26	2.50	0.01	0.40	136.90	26.01	19.00	5.81	0.00	0.00	1566.05	477.45	30.49
8	Punjab & Sind Bank	15.70	0.00	0.00	1.63	1.82	111.37	12.14	56.98	469.30	0.09	0.00	0.00	17.07	0.00	0.00	0.20	0.00	0.00	138.22	183.37	132.66
9	Punjab National Bank	177.46	0.00	0.00	66.02	9.93	15.03	252.37	66.12	26.20	4.78	2.03	42.56	280.86	9.90	3.52	14.82	0.88	5.91	3721.65	2469.03	66.34
10	State Bank of India	1128.52	1295.63	114.81	397.58	60.60	15.24	1770.53	111.24	6.28	43.77	0.05	0.11	2043.45	0.00	0.00	137.64	6.40	4.65	27173.48	11781.97	43.36
11	UCO Bank	181.42	0.00	0.00	70.13	4.88	6.96	270.32	89.68	33.18	4.94	0.00	0.00	277.01	2.57	0.93	23.12	2.30	9.95	3641.79	1268.91	34.84
12	Union Bank of India	315.08	0.00	0.00	79.85	0.06	0.08	390.04	8.02	2.06	6.85	0.00	0.00	490.98	0.00	0.00	15.98	0.00	0.00	5505.63	1219.35	22.15
Public Sector Banks		**2463.53**	**1444.200**	**58.62**	**859.57**	**103.24**	**12.01**	**3671.69**	**587.08**	**15.99**	**85.81**	**2.09**	**2.44**	**4247.83**	**127.03**	**2.99**	**249.98**	**9.58**	**3.83**	**54171.41**	**22070.29**	**40.74**
13	Axis Bank Ltd	242.94	0.00	0.00	58.54	0.52	0.88	257.57	28.45	11.05	5.45	0.00	0.00	347.30	0.00	0.00	14.77	0.00	0.00	3877.21	490.59	12.65
14	Bandhan Bank	21.27	0.00	0.00	5.19	0.00	0.00	21.88	0.00	0.00	0.57	0.00	0.00	26.75	24.57	91.87	1.29	0.00	0.00	303.57	901.12	296.84
15	City Union Bank	0.44	0.00	0.00	0.02	0.00	0.00	0.20	0.00	0.00	0.00	0.00	0.00	0.42	0.00	0.00	0.00	0.00	0.00	2.62	0.56	21.34
16	DCB Bank Ltd	18.19	0.00	0.00	3.77	0.84	22.30	18.14	2.75	15.16	0.57	0.00	0.00	25.54	0.00	0.00	1.23	0.11	8.97	304.63	110.71	36.34
17	Federal Bank	19.81	0.00	0.00	3.00	0.00	0.10	13.24	1.71	12.94	0.48	0.00	0.00	18.36	0.30	1.62	0.40	0.00	0.00	186.78	225.64	120.80
18	HDFC Bank	240.93	0.00	0.00	44.22	0.19	0.42	244.14	7.28	2.98	3.57	0.00	0.00	313.33	0.00	0.00	12.32	0.00	0.00	3246.48	554.61	17.08
19	ICICI Bank	222.05	0.00	0.00	40.63	0.71	1.76	206.55	18.63	9.02	4.00	0.00	0.00	284.48	3.28	1.15	10.14	0.00	0.00	2978.67	1598.11	53.65
20	IDBI Bank	51.98	0.00	0.00	17.81	1.26	7.05	74.26	18.72	25.20	1.60	0.00	0.00	84.04	0.00	0.00	3.73	0.08	2.03	1082.23	555.22	51.30
21	IDFC Bank	2.14	0.00	0.00	0.08	0.00	0.00	0.97	1.43	147.36	0.00	0.00	0.00	2.05	0.00	0.00	0.01	0.00	0.00	12.93	6.40	49.49
22	Indus Ind Bank	108.10	0.00	0.00	10.39	0.00	0.00	70.79	0.00	0.00	1.19	0.00	0.00	114.30	0.00	0.00	1.52	0.00	0.00	897.36	513.50	57.22
23	Karnatak Bank Ltd.	6.09	43.50	713.89	0.81	0.62	76.29	6.30	16.80	266.55	0.05	0.00	0.00	7.92	0.12	1.52	0.10	0.00	0.00	72.27	298.12	412.49
24	Karur Vysya Bank	2.54	0.00	0.00	0.09	0.00	0.00	1.15	0.00	0.00	0.01	0.00	0.00	2.43	1.44	59.32	0.02	0.00	0.00	15.27	2.38	15.58
25	Kotak Mahindra Bank L	20.27	0.00	0.00	3.71	0.00	0.00	23.21	0.00	0.00	0.20	0.00	0.00	25.46	0.00	0.00	0.81	0.00	0.00	263.78	105.97	40.17
26	Laxmi Vilas Bank	1.87	0.00	0.00	0.13	0.00	0.00	1.20	0.36	30.05	0.01	0.00	0.00	1.88	6.74	359.22	0.01	0.00	0.00	14.25	7.29	51.16
27	RBL Bank	8.33	0.00	0.00	0.32	0.06	18.78	3.85	0.03	0.78	0.02	0.00	0.00	8.04	0.48	5.97	0.05	0.00	0.00	51.14	32.80	64.14
28	Standard Chartered Ba	3.56	0.00	0.00	0.13	0.00	0.00	1.61	0.00	0.00	0.01	0.00	0.00	3.40	0.00	0.00	0.02	0.00	0.00	21.40	0.00	0.00
29	The South Indian Bank	2.38	214.39	8995.75	1.35	0.00	0.00	3.27	0.00	0.00	0.01	0.00	0.00	2.70	2.35	86.93	0.08	0.00	0.00	37.52	220.29	587.19
30	Yes Bank	35.99	0.00	0.00	12.42	0.00	0.00	32.00	0.31	0.97	0.12	0.00	0.00	36.18	0.12	0.33	0.78	0.00	0.00	423.81	27.06	6.38
31	Tamilnadu Mercantile	0.00	0.00	0.00	0.01	0.00	0.00	0.04	0.00	0.00	0.00	0.00	0.00	0.01	0.00	0.00	0.00	0.00	0.00	0.24	0.13	53.36
Private Sector Banks		**1008.87**	**257.89**	**25.56**	**202.62**	**4.20**	**2.07**	**980.35**	**96.47**	**9.84**	**17.85**	**0.00**	**0.00**	**1304.58**	**39.40**	**3.02**	**47.30**	**0.19**	**0.39**	**13792.17**	**5650.51**	**40.97**
32	Odisha Gramya Ba	0.00	0.00	#DIV/0!	61.93	0.11	0.17	137.22	12.23	8.91	5.29	0.00	0.00	588.58	372.60	63.30	8.01	0.00	0.00	2478.52	1032.13	41.64
33	Utkal Grameen Ba	0.00	0.00	#DIV/0!	20.14	0.04	0.22	72.61	10.56	14.54	4.30	0.00	0.00	166.88	0.55	0.33	15.08	0.00	0.00	2610.16	1540.31	59.01
Regional Rural Banks		**0.00**	**0.00**	**#DIV/0!**	**82.07**	**0.15**	**0.18**	**209.84**	**22.79**	**10.86**	**9.59**	**0.00**	**0.00**	**755.46**	**373.15**	**49.39**	**23.09**	**0.00**	**0.00**	**5088.68**	**2572.45**	**50.55**
34	Jana Small Finance Ba	4.18	0.00	0.00	0.41	0.00	0.00	2.61	0.49	18.79	0.01	0.00	0.00	4.09	10.45	255.69	0.05	0.00	0.00	38.57	10.96	28.42
35	ESAF Small Finance Ba	0.31	0.00	0.00	0.02	0.00	0.00	0.22	0.00	0.00	0.00	0.00	0.00	0.31	0.02	7.68	0.00	0.00	0.00	2.36	3.63	153.90
36	Suryoday Small Finan	1.89	0.00	0.00	0.14	0.00	0.00	1.06	2.09	197.24	0.02	0.00	0.00	1.78	20.28	1136.76	0.02	0.00	0.00	13.49	493.35	3656.92
37	Ujjivan Small Finance	0.28	0.00	0.00	0.13	0.00	0.00	0.41	0.77	188.18	0.00	0.00	0.00	0.35	17.67	5115.18	0.01	0.00	0.00	5.16	43.43	842.19
38	Utkarsh Small Finance	0.43	0.00	0.00	0.02	0.00	0.00	0.20	0.00	0.00	0.00	0.00	0.00	0.42	17.75	4234.02	0.00	0.00	0.00	2.68	24.39	911.21
Small Finance Bank		**7.09**	**0.00**	**0.00**	**0.72**	**0.00**	**0.00**	**4.49**	**3.35**	**74.54**	**0.03**	**0.00**	**0.00**	**6.95**	**66.17**	**952.75**	**0.09**	**0.00**	**0.00**	**62.25**	**575.76**	**924.89**
39	Orissa State Co-Op	0.00	0.00	#DIV/0!	7.14	0.00	0.00	103.78	1.09	1.05	10.37	0.00	0.00	280.80	86.51	30.81	14.09	0.00	0.00	17281.18	10358.97	59.94
TOTAL		**3479.50**	**1702.09**	**48.92**	**1152.13**	**107.59**	**9.34**	**4970.15**	**710.78**	**14.30**	**123.66**	**2.09**	**1.69**	**6595.62**	**692.27**	**10.50**	**334.54**	**9.76**	**2.92**	**90395.70**	**41227.97**	**45.61**

** Amount in Crores*

ACP FOR THE QUARTER ENDED NOVEMBER'20

Annexure - 10A

Sl	DISTRICTS	Crop Loan			Term Loan												Allied Advance								
					Water Resources			Farm Mechanisation			Plantation & Horticulture			Forestry & Wasteland Dev.			AH-Dairy			AH-Poultry			AH - Sheep/Goat/ Piggery		
		T	A	%	T	A	%	T	A	%	T	A	%	T	A	%	T	A	%	T	A	%	T	A	%
1	ANGUL	1038.84	493.63	47.52	40.24	0.64	1.58	109.15	16.84	15.42	33.47	2.95	8.83	5.91	0.13	2.27	77.31	5.83	7.54	23.29	13.46	57.81	65.28	5.91	9.05
2	BALASORE	2031.20	758.12	37.32	71.57	2.13	2.98	139.56	72.71	52.10	93.55	2.98	3.18	5.12	7.41	144.74	167.73	8.97	5.35	58.94	7.67	13.02	10.95	2.35	21.48
3	BARGARH	2001.44	1245.06	62.21	35.41	2.83	8.00	199.78	35.39	17.72	25.61	5.28	20.60	2.82	14.24	505.16	25.02	10.82	43.25	11.55	12.88	111.52	13.25	4.22	31.87
4	BHADRAK	1528.24	648.91	42.46	42.14	0.74	1.76	47.50	35.73	75.22	45.55	0.61	1.34	6.12	0.22	3.60	87.13	9.15	10.50	43.13	2.37	5.50	28.50	2.04	7.15
5	BOLANGIR	802.94	798.59	99.46	23.49	0.30	1.27	94.22	9.17	9.73	16.01	0.57	3.58	3.41	0.12	3.60	39.75	23.11	58.14	39.07	14.74	37.72	31.65	3.04	9.62
6	BOUDH	320.14	261.70	81.75	5.31	0.18	3.35	25.64	1.64	6.39	10.76	0.38	3.50	1.17	0.04	3.56	11.68	1.14	9.75	12.63	2.21	17.54	7.69	1.30	16.91
7	CUTTACK	1495.88	812.13	54.29	24.54	0.51	2.07	86.86	12.44	14.33	37.45	0.93	2.48	3.91	0.85	21.64	66.85	9.60	14.37	37.37	56.20	150.39	15.54	9.56	61.54
8	DEOGARH	159.79	134.80	84.36	9.18	0.28	3.04	31.99	1.81	5.65	27.51	0.30	1.09	3.10	0.09	2.93	9.13	1.21	13.23	5.31	0.19	3.53	20.23	0.19	0.94
9	DHENKANAL	1171.14	354.74	30.29	51.00	0.85	1.67	70.93	8.74	12.33	111.32	2.58	2.32	6.35	0.10	1.54	54.57	4.31	7.90	28.19	15.14	53.69	15.08	3.57	23.68
10	GAJAPATI	375.37	108.46	28.89	20.42	1.16	5.68	50.16	9.98	19.90	37.63	2.15	5.70	3.47	5.90	170.27	65.06	1.35	2.08	9.76	7.40	75.77	10.85	0.81	7.50
11	GANJAM	1918.44	912.26	47.55	32.19	1.60	4.99	155.51	23.54	15.14	87.25	3.08	3.53	9.50	7.51	79.08	155.46	11.45	7.36	147.77	92.70	62.73	108.63	12.31	11.33
12	JAGATSINGHPUR	945.53	350.14	37.03	11.65	0.99	8.53	64.03	14.76	23.05	12.59	1.88	14.93	0.37	4.83	1288.33	41.87	8.00	19.12	18.23	1.27	6.94	6.51	1.79	27.52
13	JAJPUR	1047.38	767.85	73.31	27.30	0.98	3.59	102.53	44.50	43.40	29.52	0.70	2.36	7.42	0.29	3.90	56.47	6.27	11.10	41.37	7.71	18.63	45.36	2.46	5.42
14	JHARSUGUDA	443.00	179.71	40.57	20.56	1.62	7.85	112.76	17.57	15.58	31.20	3.27	10.48	1.10	8.61	780.79	26.28	2.01	7.66	17.94	9.03	50.35	15.17	0.51	3.37
15	KALAHANDI	1116.79	396.80	35.53	37.69	1.10	2.93	178.87	12.45	6.96	142.53	2.21	1.55	11.58	5.45	47.12	59.82	1.44	2.40	30.20	7.93	26.26	13.28	2.30	17.34
16	KANDHAMAL	467.62	169.54	36.25	24.89	0.18	0.72	41.85	0.76	1.81	28.77	0.30	1.06	3.98	0.05	1.21	8.64	1.54	17.87	15.63	2.59	16.58	22.64	2.51	11.10
17	KENDRAPARA	1029.50	921.43	89.50	29.24	0.27	0.93	82.59	1.94	2.35	41.68	0.44	1.05	4.93	0.50	10.13	82.26	2.08	2.52	17.89	0.66	3.70	16.96	3.73	22.00
18	KEONJHAR	998.96	396.59	39.70	65.62	0.93	1.42	101.37	7.06	6.96	97.40	0.41	0.42	4.35	0.69	15.90	84.77	4.38	5.16	56.57	1.78	3.15	41.31	0.47	1.13
19	KHURDA	1910.87	791.16	41.40	73.71	3.67	4.98	202.32	41.89	20.70	262.74	1.41	0.54	7.74	0.24	3.10	171.45	17.14	10.00	20.67	29.77	144.00	20.02	20.70	103.39
20	KORAPUT	851.03	362.35	42.58	20.98	0.19	0.91	40.97	2.38	5.81	30.21	0.21	0.69	37.19	0.16	0.44	54.75	1.79	3.27	20.48	9.26	45.23	18.69	5.27	28.22
21	MALKANGIRI	346.12	105.94	30.61	20.24	0.16	0.80	30.11	0.91	3.01	16.51	0.21	1.30	6.72	0.06	0.87	14.08	1.27	9.04	6.02	0.20	3.30	3.81	0.14	3.75
22	MAYURBHANJ	1358.13	603.39	44.43	65.61	1.54	2.35	151.34	22.75	15.03	75.11	2.14	2.85	34.82	5.62	16.14	75.10	15.10	20.11	29.86	5.91	19.80	69.52	5.91	8.50
23	NABARANGPUR	721.47	263.87	36.57	28.49	0.17	0.61	49.75	1.42	2.85	25.16	0.30	1.18	18.13	0.05	0.26	58.21	1.22	2.09	6.04	3.63	60.15	0.56	2.00	355.72
24	NAYAGARH	980.68	427.44	43.59	35.54	0.94	2.63	69.65	14.86	21.33	62.32	1.46	2.35	3.88	3.08	79.35	28.53	2.73	9.56	21.76	8.76	40.24	23.90	2.09	8.76
25	NUAPADA	249.48	131.07	52.54	21.61	0.18	0.82	29.58	2.30	7.78	12.22	0.29	2.38	5.41	0.09	1.68	7.80	2.82	36.15	4.44	1.58	35.51	9.66	1.42	14.71
26	PURI	1380.45	456.45	33.06	62.35	1.23	1.97	117.07	9.27	7.92	67.70	0.45	0.67	2.02	0.00	0.00	113.86	17.95	15.76	41.62	15.76	37.87	11.80	7.30	61.89
27	RAYAGADA	674.82	218.98	32.45	14.84	0.78	5.29	46.07	5.25	11.39	15.63	1.32	8.44	4.76	2.92	61.27	16.68	1.50	8.99	29.89	4.09	13.70	12.51	3.84	30.71
28	SAMBALPUR	889.74	485.65	54.58	23.28	4.28	18.39	132.41	43.01	32.49	42.50	8.20	19.30	5.71	23.45	410.95	30.02	4.06	13.53	24.06	3.72	15.46	122.06	6.75	5.53
29	SONEPUR	391.78	297.22	75.86	7.65	4.62	60.37	65.24	32.40	49.66	7.46	5.73	76.70	2.19	16.41	749.91	29.55	12.83	43.42	12.56	3.91	31.13	10.57	1.84	17.44
30	SUNDARGARH	1232.17	899.75	73.02	57.78	13.84	23.96	241.54	153.12	63.39	23.48	28.93	123.22	1.81	82.51	4556.00	47.69	3.69	7.73	29.71	1.88	6.34	19.66	1.48	7.53
	TOTAL	**29878.94**	**14753.74**	**49.38**	**1004.52**	**48.91**	**4.87**	**2871.36**	**656.59**	**22.87**	**1550.85**	**81.67**	**5.27**	**214.98**	**191.62**	**89.14**	**1767.50**	**194.75**	**11.02**	**861.96**	**344.41**	**39.96**	**811.63**	**117.84**	**14.52**

** Amount in Crores*

ACP FOR THE QUARTER ENDED NOVEMBER'20

Annexure - 10A

Sl	DISTRICTS	Allied Advance						Total Farm Credit			Agriculture Infrastructure											
		Fishery			Others						Storage Facilities			Land Dev., Soil Conservation, Watershed Dev.			Others			Total Agri Infra		
		T	A	%	T	A	%	T	A	%	T	A	%	T	A	%	T	A	%	T	A	%
1	ANGUL	21.97	2.91	13.23	17.27	18.67	108.15	**1432.73**	**560.98**	**39.15**	24.50	0.24	0.97	12.20	0.28	2.27	0.99	3.34	336.72	**37.69**	**3.85**	**10.23**
2	BALASORE	273.65	13.78	5.04	5.59	6.21	111.01	**2857.85**	**882.33**	**30.87**	72.07	14.79	20.53	86.40	0.51	0.59	4.94	11.89	240.67	**163.41**	**27.19**	**16.64**
3	BARGARH	17.25	1.86	10.79	2.52	41.68	1653.97	**2334.63**	**1374.26**	**58.86**	12.20	28.47	233.34	10.10	0.83	8.27	9.98	7.14	71.61	**32.27**	**36.44**	**112.94**
4	BHADRAK	61.03	6.96	11.40	2.17	12.81	589.89	**1891.52**	**719.54**	**38.04**	34.58	0.17	0.50	2.77	1.02	36.74	4.51	8.01	177.70	**41.86**	**9.20**	**21.97**
5	BOLANGIR	13.45	0.51	3.81	2.71	42.12	1554.59	**1066.70**	**892.28**	**83.65**	36.02	2.21	6.15	6.27	2.02	32.16	4.51	6.92	153.37	**46.80**	**11.15**	**23.83**
6	BOUDH	11.75	0.22	1.87	1.24	16.74	1345.08	**408.02**	**285.55**	**69.99**	18.82	0.04	0.21	2.12	0.07	3.24	1.44	0.76	52.78	**22.38**	**0.87**	**3.88**
7	CUTTACK	34.97	18.69	53.45	72.01	28.86	40.08	**1875.39**	**949.78**	**50.64**	39.13	1.72	4.38	4.57	17.65	386.42	3.74	6.47	173.06	**47.43**	**25.83**	**54.47**
8	DEOGARH	9.64	3.16	32.82	0.71	5.01	706.75	**276.59**	**147.04**	**53.16**	10.69	0.12	1.09	3.50	0.03	0.78	0.45	0.46	103.08	**14.64**	**0.61**	**4.16**
9	DHENKANAL	19.99	3.79	18.96	5.82	18.12	311.11	**1534.39**	**411.94**	**26.85**	22.70	0.21	0.94	6.17	1.43	23.14	0.60	2.15	355.77	**29.47**	**3.79**	**12.86**
10	GAJAPATI	6.09	0.23	3.71	1.48	6.61	446.93	**580.29**	**144.05**	**24.82**	15.38	11.72	76.20	2.58	1.86	72.20	0.00	2.05	#DIV/0!	**17.96**	**15.63**	**87.03**
11	GANJAM	64.19	40.73	63.45	1.45	31.26	2157.05	**2680.38**	**1136.44**	**42.40**	124.76	17.32	13.88	12.47	32.49	260.68	11.82	18.84	159.42	**149.04**	**68.65**	**46.06**
12	JAGATSINGHPUR	45.48	1.40	3.07	0.59	22.30	3790.44	**1146.85**	**407.36**	**35.52**	20.40	9.88	48.44	3.59	1.84	51.16	1.03	3.54	342.59	**25.03**	**15.26**	**60.97**
13	JAJPUR	23.55	1.18	5.01	10.81	17.31	160.08	**1391.72**	**849.24**	**61.02**	51.36	0.53	1.02	19.36	3.86	19.94	4.37	4.63	105.93	**75.09**	**9.02**	**12.01**
14	JHARSUGUDA	3.63	0.12	3.41	0.48	11.69	2450.38	**672.13**	**234.15**	**34.84**	41.75	17.12	41.01	3.04	0.02	0.61	0.19	1.86	982.62	**44.98**	**19.00**	**42.23**
15	KALAHANDI	52.23	0.50	0.96	3.72	16.65	447.71	**1646.70**	**446.85**	**27.14**	33.47	10.86	32.45	11.05	2.05	18.56	2.21	2.07	93.49	**46.73**	**14.98**	**32.05**
16	KANDHAMAL	1.21	0.07	5.67	0.54	13.70	2536.34	**615.78**	**191.24**	**31.06**	6.78	0.04	0.52	5.77	0.91	15.74	1.95	1.29	65.83	**14.50**	**2.23**	**15.37**
17	KENDRAPARA	30.88	0.55	1.80	3.39	8.06	237.87	**1339.32**	**939.67**	**70.16**	31.15	3.43	11.00	11.83	0.63	5.34	1.16	2.40	206.83	**44.14**	**6.46**	**14.64**
18	KEONJHAR	37.91	0.13	0.34	2.63	13.84	525.86	**1490.89**	**426.28**	**28.59**	87.04	1.14	1.31	27.01	0.93	3.46	2.25	2.15	95.66	**116.30**	**4.23**	**3.63**
19	KHURDA	87.75	7.01	7.99	1.86	85.65	4599.89	**2759.13**	**998.64**	**36.19**	109.00	3.00	2.75	15.51	33.63	216.88	11.72	16.62	141.78	**136.23**	**53.25**	**39.09**
20	KORAPUT	29.32	0.51	1.74	3.31	20.24	612.09	**1106.94**	**402.38**	**36.35**	68.60	0.22	0.33	7.60	1.32	17.44	0.47	4.34	917.00	**76.67**	**5.89**	**7.68**
21	MALKANGIRI	25.12	0.06	0.23	0.42	5.93	1428.26	**469.15**	**114.89**	**24.49**	11.36	0.02	0.18	5.70	0.89	15.60	0.55	0.57	104.89	**17.60**	**1.48**	**8.42**
22	MAYURBHANJ	37.32	0.80	2.13	24.16	13.75	56.90	**1920.97**	**676.91**	**35.24**	39.29	10.54	26.83	13.97	0.96	6.85	14.28	14.69	102.91	**67.54**	**26.19**	**38.78**
23	NABARANGPUR	21.35	7.52	35.23	1.34	11.71	875.45	**930.48**	**291.88**	**31.37**	21.96	0.61	2.78	5.41	1.24	22.87	0.00	4.40	#DIV/0!	**27.37**	**6.25**	**22.82**
24	NAYAGARH	15.83	8.99	56.78	2.18	6.18	284.01	**1244.27**	**476.52**	**38.30**	44.71	6.27	14.03	6.04	15.47	256.02	1.66	4.85	292.40	**52.41**	**26.59**	**50.74**
25	NUAPADA	5.35	0.14	2.66	1.97	16.98	861.05	**347.51**	**156.87**	**45.14**	18.87	0.09	0.47	3.37	0.02	0.44	1.27	1.63	128.48	**23.51**	**1.73**	**7.37**
26	PURI	64.53	9.41	14.58	0.95	16.36	1720.11	**1862.36**	**534.18**	**28.68**	72.31	0.07	0.10	9.21	27.08	293.95	5.86	17.51	298.89	**87.38**	**44.66**	**51.11**
27	RAYAGADA	13.39	0.49	3.63	3.15	15.16	481.97	**831.74**	**254.33**	**30.58**	13.93	6.10	43.83	5.16	0.79	15.25	1.86	3.34	179.61	**20.95**	**10.23**	**48.82**
28	SAMBALPUR	30.92	2.61	8.44	2.59	21.56	833.14	**1303.27**	**603.29**	**46.29**	38.40	46.72	121.68	17.99	0.46	2.53	6.92	3.65	52.68	**63.31**	**50.82**	**80.27**
29	SONEPUR	6.58	0.24	3.61	2.75	10.12	367.47	**536.35**	**385.31**	**71.84**	7.94	32.70	412.04	4.01	0.02	0.40	2.15	2.03	94.78	**14.10**	**34.75**	**246.55**
30	SUNDARGARH	17.40	0.95	5.47	2.54	35.42	1392.97	**1673.78**	**1221.57**	**72.98**	35.11	163.18	464.72	10.74	0.86	7.98	1.31	14.94	1137.10	**47.16**	**178.98**	**379.48**
	TOTAL	**1083.73**	**135.52**	**12.50**	**182.35**	**590.71**	**323.95**	**40227.81**	**17115.76**	**42.55**	**1164.27**	**389.53**	**33.46**	**335.48**	**151.15**	**45.06**	**104.18**	**174.52**	**167.52**	**1603.94**	**715.21**	**44.59**

** Amount in Crores*

ACP FOR THE QUARTER ENDED NOVEMBER'20

Annexure - 10A

Sl	DISTRICTS	Ancillary Ativities									Total Agri			Micro, Small & Medium Enterprises								
		Food & Agro Processing			Others			Total Ancillary Activities						Micro - Manufacturing			Micro - Services			Small - Manufacturing		
		T	A	%	T	A	%	T	A	%	T	A	%	T	A	%	T	A	%	T	A	%
1	ANGUL	16.13	7.68	47.64	4.03	25.27	627.57	**20.15**	**32.95**	**163.49**	**1490.57**	**597.78**	**40.10**	169.00	26.27	15.54	142.32	192.87	135.52	124.53	40.41	32.45
2	BALASORE	83.50	31.67	37.92	60.39	57.47	95.16	**143.89**	**89.14**	**61.95**	**3165.15**	**998.66**	**31.55**	209.09	43.05	20.59	176.08	300.90	170.89	154.07	46.86	30.41
3	BARGARH	32.76	62.49	190.75	10.20	18.74	183.69	**42.96**	**81.22**	**189.07**	**2409.86**	**1491.93**	**61.91**	141.10	44.76	31.72	118.82	259.20	218.14	103.97	30.41	29.25
4	BHADRAK	27.68	19.67	71.09	18.15	26.36	145.24	**45.83**	**46.04**	**100.46**	**1979.20**	**774.78**	**39.15**	93.46	30.97	33.14	78.70	207.74	263.96	68.86	22.39	32.51
5	BOLANGIR	3.03	6.97	230.46	9.76	11.00	112.69	**12.79**	**17.97**	**140.55**	**1126.29**	**921.40**	**81.81**	153.84	41.76	27.15	129.55	189.12	145.99	113.35	56.46	49.81
6	BOUDH	15.68	2.29	14.59	5.41	1.09	20.18	**21.09**	**3.38**	**16.02**	**451.49**	**289.80**	**64.19**	35.55	7.48	21.05	29.94	33.77	112.80	26.20	4.99	19.05
7	CUTTACK	168.43	51.12	30.35	6.04	78.10	1293.63	**174.46**	**129.23**	**74.07**	**2097.28**	**1104.85**	**52.68**	533.09	94.70	17.76	448.92	524.65	116.87	392.80	117.90	30.01
8	DEOGARH	4.77	2.45	51.27	2.00	3.00	150.13	**6.77**	**5.45**	**80.47**	**298.00**	**153.09**	**51.37**	28.54	7.53	26.38	24.04	16.65	69.28	21.03	1.96	9.31
9	DHENKANAL	56.92	7.29	12.82	29.87	15.20	50.89	**86.79**	**22.49**	**25.92**	**1650.66**	**438.22**	**26.55**	117.98	26.66	22.60	99.35	79.59	80.11	86.93	18.16	20.89
10	GAJAPATI	30.28	23.14	76.40	0.00	6.76	#DIV/0!	**30.28**	**29.89**	**98.72**	**628.53**	**189.57**	**30.16**	152.09	17.53	11.53	128.08	36.91	28.82	112.07	7.93	7.08
11	GANJAM	157.00	71.17	45.33	8.65	28.07	324.64	**165.65**	**99.25**	**59.91**	**2995.07**	**1304.34**	**43.55**	408.83	154.11	37.70	344.28	520.25	151.11	301.24	116.24	38.59
12	JAGATSINGHPUR	7.84	17.86	227.90	1.21	19.25	1597.67	**9.04**	**37.11**	**410.44**	**1180.91**	**459.73**	**38.93**	107.44	13.89	12.92	90.48	109.88	121.45	79.17	10.81	13.66
13	JAJPUR	16.56	2.67	16.14	2.80	17.69	631.64	**19.36**	**20.36**	**105.17**	**1486.17**	**878.62**	**59.12**	130.78	34.67	26.51	110.13	267.27	242.69	96.36	56.81	58.95
14	JHARSUGUDA	3.49	32.96	945.88	0.49	6.78	1391.34	**3.97**	**39.75**	**1000.55**	**721.08**	**292.89**	**40.62**	126.38	26.19	20.72	106.43	136.46	128.22	93.12	40.56	43.56
15	KALAHANDI	51.60	20.31	39.36	10.20	2.52	24.73	**61.79**	**22.83**	**36.95**	**1755.22**	**484.66**	**27.61**	86.41	31.75	36.74	72.77	122.30	168.08	63.67	29.51	46.34
16	KANDHAMAL	6.88	0.45	6.49	3.04	2.56	84.03	**9.93**	**3.00**	**30.27**	**640.20**	**196.47**	**30.69**	46.60	18.26	39.19	39.24	53.68	136.78	34.34	5.38	15.66
17	KENDRAPARA	37.30	5.37	14.40	2.01	12.46	621.28	**39.30**	**17.83**	**45.37**	**1422.76**	**963.96**	**67.75**	56.76	11.21	19.76	47.79	66.33	138.78	41.82	11.91	28.48
18	KEONJHAR	19.87	3.46	17.43	4.13	43.10	1044.31	**23.99**	**46.57**	**194.08**	**1631.18**	**477.08**	**29.25**	176.53	10.96	6.21	148.66	196.82	132.40	130.08	20.40	15.68
19	KHURDA	43.73	109.70	250.85	4.33	247.55	5717.09	**48.06**	**357.25**	**743.33**	**2943.42**	**1409.14**	**47.87**	1561.06	255.68	16.38	1314.58	2152.11	163.71	1150.25	373.53	32.47
20	KORAPUT	59.55	4.82	8.09	2.39	31.27	1310.94	**61.94**	**36.08**	**58.26**	**1245.54**	**444.35**	**35.68**	133.48	47.71	35.74	112.41	114.89	102.21	98.36	35.61	36.20
21	MALKANGIRI	12.56	1.34	10.69	0.81	10.85	1347.89	**13.37**	**12.19**	**91.21**	**500.13**	**128.56**	**25.71**	25.33	5.09	20.11	21.33	21.00	98.44	18.66	3.78	20.24
22	MAYURBHANJ	112.19	23.55	20.99	33.91	52.61	155.16	**146.09**	**76.16**	**52.13**	**2134.61**	**779.26**	**36.51**	103.52	40.29	38.92	87.17	175.60	201.44	76.28	23.39	30.66
23	NABARANGPUR	33.84	2.05	6.05	1.15	19.17	1662.25	**34.99**	**21.22**	**60.63**	**992.84**	**319.34**	**32.16**	51.83	14.39	27.76	43.64	43.94	100.68	38.19	9.48	24.82
24	NAYAGARH	18.72	11.21	59.85	28.76	12.12	42.15	**47.48**	**23.32**	**49.13**	**1344.16**	**526.44**	**39.17**	20.11	23.31	115.90	16.93	51.64	304.93	14.82	9.95	67.13
25	NUAPADA	8.31	0.99	11.93	5.13	1.56	30.49	**13.45**	**2.56**	**19.01**	**384.46**	**161.16**	**41.92**	76.12	18.81	24.71	64.10	63.83	99.57	56.09	4.71	8.40
26	PURI	55.63	2.42	4.35	6.17	14.40	233.54	**61.80**	**16.82**	**27.22**	**2011.54**	**595.66**	**29.61**	136.64	49.24	36.04	115.06	252.29	219.26	100.68	12.76	12.67
27	RAYAGADA	22.07	11.00	49.86	2.89	7.85	271.57	**24.96**	**18.85**	**75.53**	**877.65**	**283.41**	**32.29**	52.58	20.04	38.11	44.28	94.96	214.46	38.75	20.47	52.84
28	SAMBALPUR	19.66	102.35	520.59	10.95	11.22	102.43	**30.61**	**113.57**	**371.00**	**1397.20**	**767.68**	**54.94**	241.44	30.04	12.44	203.32	201.28	99.00	177.91	59.74	33.58
29	SONEPUR	2.82	52.47	1861.23	5.72	3.67	64.14	**8.54**	**56.14**	**657.46**	**558.98**	**476.21**	**85.19**	51.07	21.20	41.52	43.01	54.27	126.20	37.63	10.19	27.08
30	SUNDARGARH	23.97	246.79	1029.58	17.06	57.63	337.87	**41.03**	**304.42**	**742.01**	**1761.97**	**1704.96**	**96.76**	560.36	155.95	27.83	471.89	354.46	75.12	412.90	251.99	61.03
	TOTAL	**1152.75**	**937.71**	**81.35**	**297.61**	**845.32**	**284.03**	**1450.37**	**1783.03**	**122.94**	**43282.12**	**19614.01**	**45.32**	**5787.02**	**1323.50**	**22.87**	**4873.28**	**6894.66**	**141.48**	**4264.12**	**1454.68**	**34.11**

** Amount in Crores*

ACP FOR THE QUARTER ENDED NOVEMBER'20

Annexure - 10A

Sl	DISTRICTS	Micro, Small & Medium Enterprises																		Export Credit		
		Small - Services			Medium - Manufacturing			Medium - Services			Khadi & Village Industries			Others under MSME			Total MSME					
		T	A	%	T	A	%	T	A	%	T	A	%	T	A	%	T	A	%	T	A	%
1	ANGUL	151.21	184.99	122.34	64.04	14.37	22.44	96.07	37.74	39.29	44.47	31.42	70.64	97.84	45.79	46.80	**889.50**	**573.85**	**64.51**	3.00	0.00	0.00
2	BALASORE	187.08	158.23	84.58	79.23	28.41	35.86	118.85	106.02	89.20	55.02	18.96	34.46	121.05	112.39	92.85	**1100.47**	**814.82**	**74.04**	348.50	262.33	75.27
3	BARGARH	126.25	98.98	78.40	53.47	30.38	56.81	80.20	17.92	22.34	37.13	59.58	160.45	81.69	80.42	98.44	**742.64**	**621.64**	**83.71**	0.00	0.00	#DIV/0!
4	BHADRAK	83.62	86.78	103.78	35.42	10.49	29.63	53.12	16.87	31.76	24.59	4.67	18.97	54.11	29.38	54.30	**491.88**	**409.29**	**83.21**	0.00	0.00	#DIV/0!
5	BOLANGIR	137.64	95.76	69.57	58.30	38.54	66.11	87.44	18.30	20.93	40.48	17.11	42.28	89.06	61.81	69.40	**809.68**	**518.87**	**64.08**	8.00	0.00	0.00
6	BOUDH	31.81	15.99	50.26	13.47	0.09	0.67	20.21	0.08	0.38	9.36	0.16	1.72	20.58	15.39	74.76	**187.12**	**77.95**	**41.66**	0.85	0.00	0.00
7	CUTTACK	476.98	451.60	94.68	202.01	160.54	79.47	303.02	113.78	37.55	140.29	41.55	29.62	308.63	135.82	44.01	**2805.74**	**1640.53**	**58.47**	16.56	0.83	4.99
8	DEOGARH	25.54	8.06	31.57	10.82	0.01	0.10	16.22	0.35	2.18	7.51	0.25	3.31	16.52	3.33	20.13	**150.22**	**38.14**	**25.39**	0.00	0.00	#DIV/0!
9	DHENKANAL	105.56	52.10	49.35	44.71	4.93	11.02	67.06	9.52	14.20	31.05	2.99	9.62	68.30	28.83	42.20	**620.93**	**222.77**	**35.88**	1.00	0.00	0.00
10	GAJAPATI	136.08	15.50	11.39	57.63	0.36	0.63	86.45	0.65	0.76	40.02	0.60	1.51	88.05	12.76	14.50	**800.48**	**92.26**	**11.53**	0.00	0.00	#DIV/0!
11	GANJAM	365.79	403.89	110.41	154.92	281.51	181.71	232.39	95.09	40.92	107.59	7.53	7.00	236.69	220.12	93.00	**2151.73**	**1798.73**	**83.59**	0.30	0.00	0.00
12	JAGATSINGHPUR	96.13	48.80	50.77	40.71	5.80	14.25	61.07	6.99	11.45	28.27	3.48	12.32	62.20	19.39	31.18	**565.48**	**219.06**	**38.74**	0.30	0.00	0.00
13	JAJPUR	117.01	188.76	161.32	49.56	9.49	19.16	74.34	20.34	27.37	34.42	7.86	22.83	75.71	119.18	157.41	**688.31**	**704.39**	**102.34**	10.00	0.00	0.00
14	JHARSUGUDA	113.08	147.24	130.21	47.89	16.22	33.86	71.84	30.67	42.69	33.26	14.02	42.16	73.17	56.97	77.86	**665.16**	**468.33**	**70.41**	0.00	0.00	#DIV/0!
15	KALAHANDI	77.31	87.76	113.52	32.74	2.92	8.91	49.12	6.70	13.65	22.74	0.89	3.90	50.03	65.88	131.70	**454.78**	**347.71**	**76.46**	5.61	0.00	0.00
16	KANDHAMAL	41.70	28.91	69.34	17.66	0.05	0.30	26.49	0.28	1.05	12.26	0.48	3.93	26.98	24.34	90.20	**245.27**	**131.38**	**53.56**	1.08	0.00	0.00
17	KENDRAPARA	50.78	25.69	50.58	21.51	0.21	0.96	32.26	0.84	2.60	14.94	0.49	3.25	32.86	51.18	155.77	**298.72**	**167.86**	**56.19**	1.70	0.00	0.00
18	KEONJHAR	157.95	137.21	86.87	66.90	13.18	19.70	100.34	20.22	20.15	46.46	2.27	4.88	102.20	13.38	13.09	**929.12**	**414.43**	**44.60**	99.00	0.00	0.00
19	KHURDA	1396.74	1098.93	78.68	591.56	199.00	33.64	887.34	384.09	43.29	410.81	187.49	45.64	903.77	222.21	24.59	**8216.10**	**4873.03**	**59.31**	2812.50	652.40	23.20
20	KORAPUT	119.43	115.86	97.01	50.58	5.69	11.25	75.87	23.94	31.55	35.13	8.09	23.04	77.28	42.44	54.91	**702.54**	**394.23**	**56.11**	2.01	0.00	0.00
21	MALKANGIRI	22.66	16.59	73.20	9.60	0.01	0.05	14.40	1.53	10.66	6.67	0.09	1.37	14.66	4.70	32.05	**133.31**	**52.79**	**39.60**	0.40	0.00	0.00
22	MAYURBHANJ	92.62	90.02	97.19	39.23	4.76	12.13	58.84	11.41	19.39	27.24	5.40	19.82	59.93	39.30	65.57	**544.84**	**390.17**	**71.61**	5.02	0.00	0.00
23	NABARANGPUR	46.37	30.19	65.11	19.64	0.00	0.00	29.46	0.13	0.44	13.64	0.16	1.21	30.00	16.25	54.17	**272.77**	**114.54**	**41.99**	0.00	0.00	#DIV/0!
24	NAYAGARH	17.99	31.39	174.45	7.62	0.68	8.86	11.43	0.58	5.11	5.29	0.74	14.02	11.64	21.73	186.65	**105.84**	**140.01**	**132.29**	0.00	0.00	#DIV/0!
25	NUAPADA	68.11	23.15	33.98	28.85	0.06	0.22	43.27	0.44	1.01	20.03	1.70	8.48	44.07	11.80	26.77	**400.65**	**124.50**	**31.08**	0.00	0.00	#DIV/0!
26	PURI	122.26	75.49	61.75	51.78	1.38	2.67	77.67	2.33	2.99	35.96	2.62	7.28	79.11	34.41	43.49	**719.15**	**430.50**	**59.86**	10.00	0.00	0.00
27	RAYAGADA	47.05	60.58	128.77	19.93	0.82	4.13	29.89	1.16	3.88	13.84	1.23	8.89	30.44	40.43	132.79	**276.76**	**239.70**	**86.61**	1.32	0.00	0.00
28	SAMBALPUR	216.03	182.46	84.46	91.49	20.98	22.93	137.24	65.90	48.01	63.54	16.73	26.33	139.78	67.53	48.31	**1270.75**	**644.65**	**50.73**	1.50	0.01	0.67
29	SONEPUR	45.69	15.81	34.59	19.35	0.42	2.20	29.03	0.00	0.00	13.44	0.29	2.19	29.57	8.85	29.94	**268.79**	**111.05**	**41.31**	0.85	0.00	0.00
30	SUNDARGARH	501.38	453.83	90.52	212.35	129.01	60.75	318.52	88.56	27.80	147.46	62.49	42.38	324.42	115.93	35.73	**2949.28**	**1612.22**	**54.66**	150.00	786.52	524.35
	TOTAL	**5177.86**	**4430.55**	**85.57**	**2192.98**	**980.30**	**44.70**	**3289.46**	**1082.42**	**32.91**	**1522.90**	**501.35**	**32.92**	**3350.38**	**1721.92**	**51.39**	**30457.99**	**18389.39**	**60.38**	**3479.50**	**1702.09**	**48.92**

** Amount in Crores*

ACP FOR THE QUARTER ENDED NOVEMBER'20

Annexure - 10A

Sl	DISTRICTS	Education			Housing			Renewable Energy			Others			Social Infra			TOTAL		
		T	A	%	T	A	%	T	A	%	T	A	%	T	A	%	T	A	%
1	ANGUL	42.39	2.33	5.49	144.93	25.01	17.26	1.62	0.17	10.65	29.27	6.06	20.70	5.70	1.08	19.00	**2606.97**	1206.28	**46.27**
2	BALASORE	85.00	3.30	3.88	178.61	24.66	13.81	27.00	0.00	0.00	213.17	114.71	53.81	2.31	0.00	0.00	**5120.21**	2218.49	**43.33**
3	BARGARH	54.00	1.56	2.89	99.00	21.41	21.63	1.20	0.00	0.00	57.50	5.80	10.08	14.98	0.03	0.22	**3379.18**	2142.37	**63.40**
4	BHADRAK	21.93	0.89	4.07	150.00	15.83	10.55	1.27	0.16	12.51	298.92	82.35	27.55	25.31	0.40	1.58	**2968.52**	1283.69	**43.24**
5	BOLANGIR	14.73	1.26	8.53	59.63	15.84	26.56	4.81	0.09	1.80	60.75	4.28	7.05	7.19	1.23	17.15	**2091.07**	1462.96	**69.96**
6	BOUDH	5.14	0.08	1.50	42.59	3.39	7.96	2.66	0.00	0.00	40.80	0.93	2.28	3.70	0.00	0.00	**734.34**	372.15	**50.68**
7	CUTTACK	114.91	7.16	6.23	780.03	81.72	10.48	1.81	0.00	0.00	196.38	39.81	20.27	6.84	0.27	3.99	**6019.55**	2875.16	**47.76**
8	DEOGARH	5.95	0.15	2.51	11.48	1.34	11.68	2.38	0.02	0.63	35.90	0.81	2.26	2.06	0.00	0.00	**505.98**	193.55	**38.25**
9	DHENKANAL	24.23	1.47	6.07	92.82	15.91	17.14	3.30	0.00	0.00	98.30	6.16	6.27	119.32	0.00	0.00	**2610.55**	684.54	**26.22**
10	GAJAPATI	3.06	0.21	7.01	11.90	4.60	38.69	1.60	0.01	0.84	12.72	1.34	10.52	5.15	0.00	0.00	**1463.44**	288.00	**19.68**
11	GANJAM	40.40	6.94	17.18	473.11	47.45	10.03	1.47	0.00	0.00	645.74	25.14	3.89	5.16	0.61	11.90	**6312.98**	3183.21	**50.42**
12	JAGATSINGHPUR	59.61	1.16	1.95	134.46	11.85	8.81	0.53	0.00	0.00	101.07	21.17	20.95	2.30	0.10	4.21	**2044.65**	713.07	**34.87**
13	JAJPUR	33.00	1.58	4.79	175.82	11.03	6.28	9.82	0.00	0.00	154.34	25.74	16.68	6.84	0.00	0.00	**2564.30**	1621.36	**63.23**
14	JHARSUGUDA	20.88	1.33	6.35	77.63	12.13	15.63	0.54	0.19	35.75	28.25	3.57	12.65	1.01	0.00	0.00	**1514.54**	778.45	**51.40**
15	KALAHANDI	12.75	1.65	12.94	35.56	13.22	37.18	5.58	0.12	2.08	140.74	5.02	3.57	34.91	1.13	3.23	**2445.16**	853.51	**34.91**
16	KANDHAMAL	3.24	0.25	7.74	16.20	2.61	16.09	1.92	0.01	0.51	30.00	1.67	5.57	0.94	0.03	2.83	**938.85**	332.42	**35.41**
17	KENDRAPARA	17.00	0.60	3.53	47.60	12.31	25.87	0.74	0.13	17.04	51.00	11.35	22.26	6.80	0.00	0.00	**1846.32**	1156.21	**62.62**
18	KEONJHAR	79.61	0.88	1.10	170.75	21.43	12.55	13.87	0.18	1.30	173.75	42.15	24.26	11.74	0.29	2.47	**3109.00**	956.43	**30.76**
19	KHURDA	102.60	48.11	46.89	1275.00	231.52	18.16	6.49	0.89	13.78	3256.00	105.76	3.25	17.40	2.51	14.43	**18629.52**	7323.37	**39.31**
20	KORAPUT	32.63	1.99	6.09	113.90	13.68	12.01	19.47	0.00	0.00	96.52	9.75	10.10	13.58	0.17	1.26	**2226.19**	864.17	**38.82**
21	MALKANGIRI	1.11	0.02	1.95	6.31	1.30	20.55	0.03	0.00	0.00	10.50	1.83	17.42	1.95	0.00	0.00	**653.73**	184.50	**28.22**
22	MAYURBHANJ	44.20	1.70	3.84	82.79	13.12	15.85	7.37	0.00	0.00	226.66	48.01	21.18	9.20	0.01	0.10	**3054.68**	1232.27	**40.34**
23	NABARANGPUR	3.00	0.25	8.22	20.00	4.51	22.57	0.84	0.00	0.00	168.50	4.42	2.62	3.88	0.00	0.00	**1461.83**	443.06	**30.31**
24	NAYAGARH	20.83	0.60	2.89	82.60	9.30	11.25	0.21	0.04	17.45	139.75	34.25	24.51	4.20	0.00	0.05	**1697.59**	710.64	**41.86**
25	NUAPADA	3.83	0.98	25.62	13.35	6.53	48.96	1.29	0.01	0.84	19.55	1.01	5.17	1.19	0.18	15.26	**824.31**	294.38	**35.71**
26	PURI	193.32	4.80	2.48	249.08	20.38	8.18	0.58	0.00	0.00	57.24	17.02	29.73	9.95	0.04	0.42	**3250.86**	1068.41	**32.87**
27	RAYAGADA	6.87	2.58	37.60	45.12	11.09	24.58	1.29	0.01	0.78	71.80	6.13	8.54	1.69	0.93	54.64	**1282.51**	543.85	**42.41**
28	SAMBALPUR	38.34	5.43	14.15	114.11	24.41	21.39	1.38	0.00	0.07	58.00	6.62	11.42	3.33	0.00	0.00	**2884.60**	1448.80	**50.23**
29	SONEPUR	5.14	0.32	6.15	20.85	4.93	23.63	1.83	0.02	1.07	46.08	1.33	2.89	2.59	0.09	3.64	**905.11**	593.94	**65.62**
30	SUNDARGARH	62.46	8.02	12.85	244.94	28.24	11.53	0.75	0.05	6.30	76.42	58.07	75.98	3.32	0.65	19.47	**5249.15**	4198.73	**79.99**
	TOTAL	**1152.13**	**107.58**	**9.34**	**4970.15**	**710.78**	**14.30**	**123.66**	**2.09**	**1.69**	**6595.61**	**692.27**	**10.50**	**334.54**	**9.76**	**2.92**	**90395.70**	**41227.97**	**45.61**

** Amount in Crores*

ACP FOR THE QUARTER ENDED SEPTEMBER'20

Annexure-10B

Sl	BANKS	Crop Loan			Term Loan												Allied Advance								
					Water Resources			Farm Mechanisation			Plantation & Horticulture			Forestry & Wasteland Dev.			AH-Dairy			AH-Poultry			AH - Sheep /Goat/ Piggery		
		T	A	%	T	A	%	T	A	%	T	A	%	T	A	%	T	A	%	T	A	%	T	A	%
1	Bank of Baroda	455.73	154.42	33.88	28.64	3.76	13.14	77.54	17.14	22.10	47.75	7.14	14.96	4.94	0.64	13.00	52.83	3.16	5.98	24.83	4.86	19.56	30.66	0.90	2.94
2	Bank of India	912.24	151.98	16.66	56.88	0.64	1.13	113.90	6.39	5.61	81.00	0.04	0.05	13.28	0.33	2.50	82.18	6.07	7.39	38.62	11.10	28.75	40.07	0.00	0.00
3	Bank of Maharastra	5.79	0.08	1.38	0.25	0.00	0.00	0.94	0.00	0.00	0.54	0.00	0.00	0.03	0.00	0.00	0.71	0.00	0.00	0.34	0.00	0.00	0.26	0.00	0.00
4	Canara Bank	500.20	114.54	22.90	28.36	0.00	0.00	84.43	3.26	3.86	48.21	0.04	0.08	5.48	0.00	0.00	58.53	1.69	2.89	27.63	0.67	2.42	38.07	0.06	0.16
5	Central Bank of India	176.25	55.61	31.55	9.69	0.00	0.00	27.79	0.88	3.18	17.87	0.02	0.11	2.56	0.00	0.00	19.56	0.75	3.85	9.26	1.58	17.09	9.50	0.21	2.24
6	Indian Bank	481.45	82.06	17.04	21.01	0.00	0.00	65.17	0.00	0.00	37.09	0.00	0.00	4.71	0.00	0.00	54.47	0.00	0.00	24.83	0.04	0.18	18.80	0.00	0.00
7	Indian Overseas Bank	324.11	170.36	52.56	16.26	0.04	0.23	45.35	0.67	1.47	27.35	0.57	2.09	4.57	0.02	0.47	35.15	0.26	0.73	19.55	4.40	22.49	16.00	0.07	0.44
8	Punjab & Sind Bank	13.83	1.32	9.52	0.67	0.00	0.00	1.55	0.79	51.03	1.46	0.00	0.00	0.08	0.00	0.00	2.00	1.41	70.37	0.61	0.00	0.00	0.38	0.00	0.00
9	Punjab National Bank	750.32	161.60	21.54	42.54	0.00	0.00	121.94	7.33	6.01	60.46	0.00	0.00	8.11	0.00	0.00	84.50	10.52	12.45	35.74	5.17	14.46	31.56	1.68	5.33
10	State Bank of India	5601.27	954.36	17.04	324.51	28.08	8.65	935.46	252.75	27.02	503.25	56.17	11.16	80.81	168.50	208.51	603.91	0.81	0.13	290.84	47.64	16.38	255.02	34.30	13.45
11	UCO Bank	716.81	187.48	26.16	47.35	4.72	9.97	107.67	0.35	0.33	70.10	1.39	1.98	6.32	1.43	22.62	92.45	2.93	3.17	38.45	0.94	2.46	31.79	11.07	34.82
12	Union Bank of India	950.47	373.29	39.27	47.43	0.00	0.00	155.78	2.43	1.56	84.87	0.58	0.68	11.24	0.00	0.00	108.88	6.38	5.86	53.77	0.15	0.28	63.12	0.18	0.29
	Public Sector Banks	**10888.47**	**2407.10**	**22.11**	**623.59**	**37.24**	**5.97**	**1737.51**	**291.98**	**16.80**	**979.94**	**65.95**	**6.73**	**142.15**	**170.93**	**120.25**	**1195.17**	**33.99**	**2.84**	**564.48**	**76.55**	**13.56**	**535.21**	**48.48**	**9.06**
13	Axis Bank Ltd	745.87	62.93	8.44	41.33	0.00	0.00	113.19	0.00	0.00	65.55	0.00	0.00	9.87	0.00	0.00	78.46	1.68	2.15	34.50	0.00	0.00	30.22	0.00	0.00
14	Bandhan Bank	51.52	27.85	54.06	3.44	2.63	76.49	7.84	11.04	140.80	5.17	0.00	0.00	0.51	0.00	0.00	7.28	25.67	352.77	3.08	7.06	229.40	2.59	3.53	136.33
15	City Union Bank	0.16	0.00	0.00	0.01	0.00	0.00	0.01	0.00	0.00	0.03	0.00	0.00	0.00	0.00	0.00	0.03	0.00	0.00	0.00	0.00	0.00	0.00	0.00	0.00
16	DCB Bank Ltd	61.84	56.12	90.76	3.12	0.00	0.00	10.12	33.18	328.00	4.75	0.00	0.00	0.70	0.00	0.00	6.61	0.00	0.00	3.13	0.00	0.00	2.55	0.00	0.00
17	Federal Bank	23.94	107.69	449.88	1.93	0.04	2.07	3.18	0.09	2.91	3.09	0.01	0.16	0.21	0.00	0.00	5.19	0.00	0.00	1.68	0.17	10.13	0.67	0.08	12.38
18	HDFC Bank	482.71	26.09	5.40	26.73	0.00	0.00	78.34	3.67	4.69	48.75	0.05	0.11	5.27	0.00	0.00	58.40	0.00	0.00	26.28	0.03	0.10	25.69	0.00	0.00
19	ICICI Bank	474.41	60.63	12.78	26.95	0.00	0.00	75.03	0.00	0.00	47.14	0.00	0.00	6.77	0.00	0.00	57.31	0.00	0.00	22.97	0.00	0.00	24.26	0.00	0.00
20	IDBI Bank	227.16	63.46	27.94	11.85	0.00	0.00	36.30	0.96	2.66	18.68	0.03	0.19	2.30	0.00	0.00	23.62	0.05	0.20	11.02	3.03	27.49	9.32	0.03	0.32
21	IDFC Bank	0.83	0.00	0.00	0.03	0.00	0.00	0.07	0.02	27.60	0.13	0.00	0.00	0.00	0.00	0.00	0.13	3.14	2438.37	0.01	0.01	97.08	0.01	0.26	2708.83
22	Indus Ind Bank	98.21	0.00	0.00	4.83	0.00	0.00	12.46	0.00	0.00	11.01	0.00	0.00	0.57	0.00	0.00	12.46	0.00	0.00	3.96	0.00	0.00	3.80	0.00	0.00
23	Karnatak Bank Ltd.	8.05	0.00	0.00	0.35	0.00	0.00	1.40	0.00	0.00	0.80	0.00	0.00	0.07	0.00	0.00	1.10	0.00	0.00	0.57	0.00	0.00	0.71	0.00	0.00
24	Karur Vysya Bank	0.96	0.00	0.00	0.03	0.00	0.00	0.08	0.00	0.00	0.15	0.00	0.00	0.00	0.00	0.00	0.15	0.00	0.00	0.01	0.00	0.00	0.01	0.00	0.00
25	Kotak Mahindra Bank Ltd	30.42	0.00	0.00	1.71	0.00	0.00	5.39	25.96	481.44	3.32	0.00	0.00	0.17	0.00	0.00	3.74	0.00	0.00	1.90	0.00	0.00	1.59	0.00	0.00
26	Laxmi Vilas Bank	1.10	0.00	0.00	0.05	0.00	0.00	0.18	0.00	0.00	0.15	0.00	0.00	0.00	0.00	0.00	0.16	0.00	0.00	0.03	0.00	0.00	0.03	0.00	0.00
27	RBL Bank	3.44	0.00	0.00	0.11	0.00	0.00	0.32	0.00	0.00	0.51	0.00	0.00	0.01	0.00	0.00	0.52	0.00	0.00	0.04	0.00	0.00	0.06	0.00	0.00
28	Standard Chartered Bank	1.34	0.00	0.00	0.04	0.00	0.00	0.12	0.00	0.00	0.21	0.00	0.00	0.00	0.00	0.00	0.21	0.00	0.00	0.01	0.00	0.00	0.01	0.00	0.00
29	The South Indian Bank Ltd.	8.67	0.00	0.00	0.40	0.00	0.00	0.84	0.00	0.00	0.58	0.00	0.00	0.02	0.00	0.00	0.88	0.00	0.00	0.28	0.00	0.00	0.09	0.00	0.00
30	Yes Bank	82.99	0.00	0.00	4.07	0.00	0.00	9.67	0.00	0.00	5.93	0.00	0.00	0.15	0.00	0.00	8.53	0.00	0.00	2.54	0.00	0.00	1.02	0.00	0.00
31	Tamilnadu Mercantile Bank Lt	0.03	0.00	0.00	0.00	0.00	0.00	0.00	0.00	0.00	0.00	0.00	0.00	0.00	0.00	0.00	0.00	0.00	0.00	0.00	0.00	0.00	0.00	0.00	0.00
	Private Sector Banks	**2303.65**	**404.77**	**17.57**	**126.96**	**2.67**	**2.11**	**354.55**	**74.93**	**21.13**	**215.96**	**0.09**	**0.04**	**26.63**	**0.00**	**0.00**	**264.79**	**30.54**	**11.53**	**112.02**	**10.30**	**9.19**	**102.64**	**3.90**	**3.80**
32	Odisha Gramya Bank	679.87	321.53	47.29	45.94	0.00	0.00	154.25	0.94	0.61	41.13	2.89	7.02	5.68	0.00	0.00	52.40	0.85	1.62	31.33	1.88	6.00	36.41	3.78	10.39
33	Utkal Grameen Bank	1217.52	592.82	48.69	43.56	0.00	0.00	151.11	0.22	0.15	71.13	0.00	0.00	11.09	0.00	0.00	77.59	0.01	0.01	52.69	7.41	14.07	42.13	0.01	0.02
	Regional Rural Banks	**1897.39**	**914.34**	**48.19**	**89.50**	**0.00**	**0.00**	**305.36**	**1.16**	**0.38**	**112.26**	**2.89**	**2.57**	**16.76**	**0.00**	**0.00**	**129.99**	**0.86**	**0.66**	**84.02**	**9.29**	**11.06**	**78.53**	**3.79**	**4.83**
34	Jana Small Finance Bank	3.84	0.00	0.00	0.24	0.00	0.00	0.88	0.00	0.00	0.35	0.00	0.00	0.01	0.00	0.00	0.40	0.02	4.48	0.13	0.00	0.00	0.16	0.00	0.00
35	ESAF Small Finance Bank	0.18	0.00	0.00	0.01	0.00	0.00	0.02	0.00	0.00	0.02	0.00	0.00	0.00	0.00	0.00	0.02	0.00	0.00	0.00	0.00	0.00	0.00	0.00	0.00
36	Suryoday Small Finance Bank	1.10	0.00	0.00	0.06	0.00	0.00	0.12	0.00	0.00	0.16	0.00	0.00	0.01	0.00	0.00	0.21	0.01	2.84	0.05	15.00	30556.89	0.02	2.51	15793.98
37	Ujjivan Small Finance Bank	0.97	0.00	0.00	0.05	0.00	0.00	0.17	0.00	0.00	0.07	0.00	0.00	0.00	0.00	0.00	0.09	2.43	2849.08	0.03	0.00	0.00	0.03	0.00	0.00
38	Utkarsh Small Finance Bank	0.18	0.00	0.00	0.01	0.00	0.00	0.02	0.00	0.00	0.03	0.00	0.00	0.00	0.00	0.00	0.03	0.00	0.00	0.00	0.00	0.00	0.00	0.00	0.00
	Small Finance Bank	**6.27**	**0.00**	**0.00**	**0.36**	**0.00**	**0.00**	**1.20**	**0.00**	**0.00**	**0.62**	**0.00**	**0.00**	**0.02**	**0.00**	**0.00**	**0.75**	**2.45**	**327.10**	**0.22**	**15.00**	**6819.09**	**0.21**	**2.51**	**1199.88**
39	Orissa State Co-Op. Bank	14783.15	8321.16	56.29	164.10	0.11	0.07	472.75	20.82	4.40	242.06	1.54	0.63	29.42	0.00	0.00	176.81	1.40	0.79	101.22	0.88	0.87	95.03	0.76	0.80
	TOTAL	**29878.94**	**12047.37**	**40.32**	**1004.51**	**40.03**	**3.99**	**2871.36**	**388.89**	**13.54**	**1550.84**	**70.47**	**4.54**	**214.98**	**170.93**	**79.51**	**1767.50**	**69.24**	**3.92**	**861.96**	**112.02**	**13.00**	**811.63**	**59.44**	**7.32**

** Amount in Crores*

ACP FOR THE QUARTER ENDED SEPTEMBER'20

Annexure-10B

Sl	BANKS	Allied Advance						Total Farm Credit			Agriculture Infrastructure											
		Fishery			Others						Storage Facilities			Land Dev., Soil Conservation, Watershed			Others			Total Agri Infra		
		T	A	%	T	A	%	T	A	%	T	A	%	T	A	%	T	A	%	T	A	%
1	Bank of Baroda	30.65	0.63	2.07	5.42	6.39	117.93	759.00	199.06	**26.23**	37.38	0.70	1.87	10.80	0.52	4.82	2.96	6.64	224.18	51.15	7.86	**15.37**
2	Bank of India	45.90	16.97	36.96	10.29	0.15	1.46	1394.36	193.67	**13.89**	69.14	9.90	14.32	17.64	12.59	71.35	5.86	0.57	9.73	92.64	23.06	**24.89**
3	Bank of Maharastra	0.35	0.00	0.00	0.18	0.00	0.00	9.38	0.08	**0.85**	0.53	0.00	0.00	0.07	0.00	0.00	0.04	0.00	0.00	0.64	0.00	**0.00**
4	Canara Bank	34.21	0.61	1.79	7.02	3.15	44.88	832.14	124.02	**14.90**	38.67	0.20	0.51	10.61	0.00	0.00	3.88	0.00	0.00	53.16	0.20	**0.37**
5	Central Bank of India	12.18	0.55	4.51	2.22	0.00	0.00	286.89	59.61	**20.78**	15.38	0.00	0.00	3.59	0.00	0.00	0.98	0.00	0.00	19.95	0.00	**0.00**
6	Indian Bank	30.89	0.00	0.00	5.67	0.00	0.00	744.09	82.11	**11.03**	34.23	0.00	0.00	7.27	0.00	0.00	2.63	0.00	0.00	44.13	0.00	**0.00**
7	Indian Overseas Bank	19.82	0.17	0.84	2.82	3.37	119.31	510.98	179.92	**35.21**	24.82	0.00	0.00	5.31	0.00	0.00	1.79	0.07	4.07	31.92	0.07	**0.23**
8	Punjab & Sind Bank	1.28	0.00	0.00	0.39	0.00	0.00	22.25	3.52	**15.81**	1.17	0.00	0.00	0.27	0.00	0.00	0.11	0.00	0.00	1.55	0.00	**0.00**
9	Punjab National Bank	50.87	2.95	5.80	8.27	4.40	53.24	1194.31	193.65	**16.21**	49.05	0.42	0.86	13.91	0.00	0.00	4.12	0.02	0.48	67.08	0.44	**0.66**
10	State Bank of India	337.45	1.28	0.38	60.52	0.00	0.00	8993.03	1543.89	**17.17**	378.91	337.00	88.94	99.86	0.00	0.00	30.66	1.81	5.89	509.43	338.81	**66.51**
11	UCO Bank	60.45	0.98	1.61	9.84	60.80	618.11	1181.21	272.09	**23.04**	50.97	0.04	0.08	17.73	0.00	0.00	3.54	1.02	28.78	72.25	1.06	**1.47**
12	Union Bank of India	67.35	1.82	2.70	9.22	38.09	413.12	1552.13	422.92	**27.25**	75.52	0.05	0.07	19.37	0.00	0.00	6.61	26.57	401.97	101.50	26.62	**26.23**
	Public Sector Banks	**691.40**	**25.96**	**3.75**	**121.86**	**116.35**	**95.48**	**17479.77**	**3274.53**	**18.73**	**775.76**	**348.31**	**44.90**	**206.43**	**13.11**	**6.35**	**63.19**	**36.70**	**58.07**	**1045.38**	**398.11**	**38.08**
13	Axis Bank Ltd	44.42	2.09	4.71	6.47	40.37	623.46	1169.89	107.07	**9.15**	52.19	0.00	0.00	12.37	0.00	0.00	4.34	65.16	1502.19	68.90	65.16	**94.58**
14	Bandhan Bank	5.27	5.87	111.44	0.68	81.06	11881.81	87.38	164.71	**188.50**	4.24	0.00	0.00	1.72	3.73	216.68	0.34	21.66	6418.26	6.30	25.39	**402.95**
15	City Union Bank	0.01	0.00	0.00	0.00	0.00	0.00	0.25	0.00	**0.00**	0.02	0.00	0.00	0.00	0.00	0.00	0.00	0.00	0.00	0.02	0.00	**0.00**
16	DCB Bank Ltd	4.09	0.00	0.00	0.45	0.00	0.00	97.37	89.31	**91.72**	3.72	0.00	0.00	1.21	0.00	0.00	0.35	0.00	0.00	5.28	0.00	**0.00**
17	Federal Bank	4.92	0.10	2.03	0.36	0.76	210.12	45.17	108.94	**241.17**	2.15	0.00	0.00	1.58	0.00	0.00	0.14	0.00	0.00	3.86	0.00	**0.00**
18	HDFC Bank	33.04	0.00	0.00	6.66	19.93	299.41	791.88	49.77	**6.29**	40.09	0.00	0.00	9.22	0.00	0.00	3.25	0.00	0.00	52.56	0.00	**0.00**
19	ICICI Bank	33.26	0.00	0.00	4.99	354.34	7105.88	773.08	414.97	**53.68**	37.61	0.00	0.00	9.69	0.00	0.00	2.97	0.00	0.00	50.26	0.00	**0.00**
20	IDBI Bank	13.73	0.07	0.50	2.72	15.13	555.45	356.71	82.76	**23.20**	14.30	0.00	0.00	3.92	0.00	0.00	1.23	0.00	0.00	19.46	0.00	**0.00**
21	IDFC Bank	0.07	0.09	135.39	0.00	0.94	107816.19	1.27	4.46	**351.34**	0.08	0.00	0.00	0.01	0.00	0.00	0.01	0.00	0.00	0.11	0.00	**0.00**
22	Indus Ind Bank	6.71	0.00	0.00	1.33	38.41	2889.06	155.35	38.41	**24.73**	9.73	0.00	0.00	2.32	0.00	0.00	0.75	0.00	0.00	12.80	0.00	**0.00**
23	Karnatak Bank Ltd.	0.51	0.00	0.00	0.20	42.67	21007.48	13.76	42.67	**310.03**	0.81	0.00	0.00	0.16	0.00	0.00	0.08	0.00	0.00	1.06	0.00	**0.00**
24	Karur Vysya Bank	0.08	0.00	0.00	0.00	0.39	39131.81	1.47	0.39	**26.23**	0.10	0.00	0.00	0.01	0.00	0.00	0.01	0.00	0.00	0.12	0.00	**0.00**
25	Kotak Mahindra Bank Ltd	1.77	0.00	0.00	0.81	0.00	0.00	50.83	25.96	**51.08**	2.99	0.00	0.00	0.51	0.00	0.00	0.21	0.00	0.00	3.71	0.00	**0.00**
26	Laxmi Vilas Bank	0.07	0.00	0.00	0.03	0.00	0.00	1.79	0.00	**0.00**	0.12	0.00	0.00	0.01	0.00	0.00	0.01	0.00	0.00	0.14	0.00	**0.00**
27	RBL Bank	0.27	0.00	0.00	0.01	0.00	0.00	5.28	0.00	**0.00**	0.34	0.00	0.00	0.05	0.00	0.00	0.04	0.00	0.00	0.44	0.00	**0.00**
28	Standard Chartered Bank	0.11	0.00	0.00	0.00	0.00	0.00	2.06	0.00	**0.00**	0.14	0.00	0.00	0.02	0.00	0.00	0.01	0.00	0.00	0.17	0.00	**0.00**
29	The South Indian Bank Ltd.	0.47	0.00	0.00	0.08	2.05	2631.48	12.31	2.05	**16.67**	0.54	0.00	0.00	0.07	0.00	0.00	0.05	0.00	0.00	0.65	0.00	**0.00**
30	Yes Bank	4.58	0.00	0.00	0.19	11.60	6151.18	119.67	11.60	**9.69**	5.33	0.00	0.00	0.75	0.00	0.00	0.45	0.00	0.00	6.53	0.00	**0.00**
31	Tamilnadu Mercantile Bank Ltd	0.00	0.00	0.00	0.00	0.00	0.00	0.05	0.00	**0.00**	0.00	0.00	0.00	0.00	0.00	0.00	0.00	0.00	0.00	0.00	0.00	**0.00**
	Private Sector Banks	**153.37**	**8.22**	**5.36**	**24.99**	**607.65**	**2431.35**	**3685.56**	**1143.07**	**31.01**	**174.49**	**0.00**	**0.00**	**43.63**	**3.73**	**8.55**	**14.24**	**86.83**	**609.64**	**232.37**	**90.56**	**38.97**
32	Odisha Gramya Bank	57.15	4.25	7.44	9.95	33.06	332.18	1114.11	369.18	**33.14**	23.07	0.00	0.00	16.45	0.00	0.00	2.41	8.22	341.56	41.92	8.22	**19.61**
33	Utkal Grameen Bank	35.97	0.01	0.04	3.53	84.01	2376.92	1706.30	684.49	**40.12**	58.51	0.00	0.00	12.43	0.00	0.00	3.88	0.00	0.00	74.83	0.00	**0.00**
	Regional Rural Banks	**93.11**	**4.27**	**4.58**	**13.49**	**117.07**	**867.99**	**2820.41**	**1053.67**	**37.36**	**81.58**	**0.00**	**0.00**	**28.88**	**0.00**	**0.00**	**6.29**	**8.22**	**130.69**	**116.75**	**8.22**	**7.04**
34	Jana Small Finance Bank	0.23	0.00	0.00	0.01	0.00	0.00	6.26	0.02	**0.29**	0.29	0.00	0.00	0.06	0.00	0.00	0.03	0.00	0.00	0.38	0.00	**0.00**
35	ESAF Small Finance Bank	0.01	0.00	0.00	0.01	1.27	17166.21	0.28	1.27	**454.63**	0.02	0.00	0.00	0.00	0.00	0.00	0.00	0.00	0.00	0.02	0.00	**0.00**
36	Suryoday Small Finance Bank	0.17	0.09	51.16	0.02	0.00	0.00	1.91	17.60	**922.92**	0.11	0.00	0.00	0.05	0.00	0.00	0.01	0.00	0.00	0.17	0.00	**0.00**
37	Ujjivan Small Finance Bank	0.05	0.00	0.00	0.01	14.89	138997.17	1.46	17.31	**1186.73**	0.06	0.00	0.00	0.01	0.00	0.00	0.00	0.00	0.00	0.08	0.00	**0.00**
38	Utkarsh Small Finance Bank	0.01	0.00	0.00	0.00	6.01	932987.89	0.28	6.01	**2168.05**	0.02	0.00	0.00	0.00	0.00	0.00	0.00	0.00	0.00	0.02	0.00	**0.00**
	Small Finance Bank	**0.47**	**0.09**	**18.25**	**0.05**	**22.17**	**44303.53**	**10.18**	**42.21**	**414.73**	**0.50**	**0.00**	**0.00**	**0.12**	**0.00**	**0.00**	**0.05**	**0.00**	**0.00**	**0.67**	**0.00**	**0.00**
39	Orissa State Co-Op. Bank	145.38	3.70	2.54	21.95	3.57	16.28	**16231.88**	**8353.94**	**51.47**	131.94	0.15	0.11	56.41	0.27	0.48	20.41	13.86	67.89	**208.76**	**14.28**	**6.84**
	TOTAL	**1083.73**	**42.23**	**3.90**	**182.35**	**866.81**	**475.37**	**40227.80**	**13867.42**	**34.47**	**1164.27**	**348.46**	**29.93**	**335.48**	**17.11**	**5.10**	**104.18**	**145.60**	**139.76**	**1603.93**	**511.17**	**31.87**

** Amount in Crores*

ACP FOR THE QUARTER ENDED SEPTEMBER'20

Annexure-10B

Sl	BANKS	Ancillary Ativities									Total Agri			Micro, Small & Medium Enterprises								
		Food & Agro Processing			Others			Total Ancillary Activities						Micro - Manufacturing			Micro - Services			Small - Manufacturing		
		T	A	%	T	A	%	T	A	%	T	A	%	T	A	%	T	A	%	T	A	%
1	Bank of Baroda	34.21	13.93	40.71	11.24	10.05	89.41	45.45	23.97	**52.75**	855.60	230.89	**26.99**	196.50	28.89	14.70	165.48	49.94	30.18	144.79	54.30	37.50
2	Bank of India	60.25	62.50	103.73	20.78	152.68	734.91	81.02	215.18	**265.57**	1568.02	431.90	**27.54**	262.63	105.93	40.34	221.16	246.70	111.55	193.51	52.53	27.15
3	Bank of Maharastra	0.70	0.00	0.00	0.05	0.00	0.00	0.75	0.00	**0.00**	10.76	0.08	**0.74**	4.73	10.12	213.86	3.98	28.01	702.90	3.49	0.00	0.00
4	Canara Bank	43.63	10.75	24.64	12.28	0.00	0.00	55.91	10.75	**19.23**	941.20	134.96	**14.34**	242.77	92.46	38.09	204.44	157.28	76.93	178.88	23.32	13.04
5	Central Bank of India	13.74	1.50	10.92	3.55	9.67	272.36	17.29	11.17	**64.62**	324.13	70.78	**21.84**	80.82	38.25	47.33	68.06	155.12	227.93	59.55	22.06	37.05
6	Indian Bank	36.13	79.74	220.72	7.41	0.00	0.00	43.54	79.74	**183.14**	831.76	161.85	**19.46**	193.00	9.50	4.92	162.53	90.90	55.93	142.21	14.28	10.04
7	Indian Overseas Bank	24.97	2.63	10.52	5.86	0.00	0.00	30.83	2.63	**8.52**	573.73	182.62	**31.83**	121.06	27.42	22.65	101.94	64.48	63.25	89.20	6.36	7.13
8	Punjab & Sind Bank	1.47	0.00	0.00	0.26	0.00	0.00	1.74	0.00	**0.00**	25.54	3.52	**13.77**	12.51	0.00	0.00	10.53	73.13	694.20	9.22	0.00	0.00
9	Punjab National Bank	51.74	35.02	67.68	16.23	4.59	28.29	67.97	39.61	**58.27**	1329.36	233.70	**17.58**	303.23	30.08	9.92	255.36	1696.70	664.45	223.44	94.68	42.37
10	State Bank of India	423.81	505.50	119.28	115.37	3.62	3.14	539.18	509.13	**94.43**	10041.63	2391.82	**23.82**	2205.97	264.37	11.98	1857.66	1160.83	62.49	1625.45	533.49	32.82
11	UCO Bank	56.24	0.23	0.40	22.43	9.56	42.62	78.67	9.79	**12.44**	1332.12	282.94	**21.24**	281.72	35.98	12.77	237.24	271.48	114.43	207.58	40.50	19.51
12	Union Bank of India	74.93	35.91	47.92	17.34	11.84	68.28	92.27	47.75	**51.75**	1745.90	497.29	**28.48**	467.58	82.31	17.60	393.75	259.60	65.93	344.53	84.28	24.46
	Public Sector Banks	**821.81**	**747.69**	**90.98**	**232.79**	**202.01**	**86.78**	**1054.60**	**949.71**	**90.05**	**19579.75**	**4622.35**	**23.61**	**4372.52**	**725.31**	**16.59**	**3682.12**	**4254.17**	**115.54**	**3221.85**	**925.80**	**28.74**
13	Axis Bank Ltd	50.03	0.00	0.00	13.74	0.00	0.00	63.77	0.00	**0.00**	1302.56	172.24	**13.22**	313.13	48.22	15.40	263.69	27.01	10.24	230.73	40.85	17.71
14	Bandhan Bank	4.14	0.00	0.00	1.77	0.00	0.00	5.92	0.00	**0.00**	99.60	190.10	**190.87**	24.13	70.95	293.99	20.32	210.46	1035.56	17.78	0.04	0.22
15	City Union Bank	0.01	0.00	0.00	0.00	0.00	0.00	0.01	0.00	**0.00**	0.28	0.00	**0.00**	0.24	0.00	0.00	0.20	0.44	215.92	0.18	0.10	55.52
16	DCB Bank Ltd	3.66	0.00	0.00	1.47	6.68	454.89	5.13	6.68	**130.36**	107.78	95.99	**89.06**	24.59	1.08	4.39	20.71	8.76	42.30	18.12	0.80	4.42
17	Federal Bank	2.88	1.47	51.15	1.46	0.18	12.49	4.34	1.65	**38.15**	53.37	110.59	**207.22**	14.84	1.94	13.07	12.50	9.20	73.60	10.94	2.99	27.34
18	HDFC Bank	40.25	9.37	23.29	9.04	12.66	140.13	49.29	22.04	**44.71**	893.72	71.81	**8.03**	283.91	5.13	1.81	239.08	106.18	44.41	209.19	29.89	14.29
19	ICICI Bank	36.41	0.00	0.00	8.92	0.00	0.00	45.34	0.00	**0.00**	868.68	414.97	**47.77**	255.01	20.10	7.88	214.74	252.33	117.50	187.90	85.04	45.26
20	IDBI Bank	15.09	1.31	8.70	4.28	0.00	0.00	19.37	1.31	**6.78**	395.54	84.08	**21.26**	86.12	27.37	31.78	72.52	267.67	369.08	63.46	32.23	50.79
21	IDFC Bank	0.03	0.00	0.00	0.00	0.00	0.00	0.04	0.00	**0.00**	1.41	4.46	**315.83**	1.19	0.15	12.60	1.00	3.89	388.07	0.88	0.11	12.54
22	Indus Ind Bank	5.33	0.00	0.00	1.11	0.00	0.00	6.44	0.00	**0.00**	174.59	38.41	**22.00**	79.13	8.45	10.68	66.64	440.48	661.02	58.31	8.17	14.01
23	Karnatak Bank Ltd.	0.88	0.00	0.00	0.09	0.00	0.00	0.97	0.00	**0.00**	15.79	42.67	**270.23**	6.69	7.21	107.78	5.63	70.68	1254.70	4.93	17.21	349.15
24	Karur Vysya Bank	0.04	0.00	0.00	0.00	0.00	0.00	0.04	0.00	**0.00**	1.64	0.39	**23.59**	1.41	0.00	0.00	1.19	0.55	46.38	1.04	0.00	0.00
25	Kotak Mahindra Bank Ltd	3.38	0.00	0.00	0.43	0.00	0.00	3.81	0.00	**0.00**	58.35	25.96	**44.49**	25.04	1.02	4.07	21.08	41.36	196.17	18.45	5.06	27.43
26	Laxmi Vilas Bank	0.09	0.00	0.00	0.01	0.00	0.00	0.10	0.00	**0.00**	2.03	0.00	**0.00**	1.35	0.00	0.00	1.14	0.00	0.00	1.00	0.00	0.00
27	RBL Bank	0.14	0.00	0.00	0.01	29.37	207221.29	0.15	29.37	**19421.24**	5.87	29.37	**500.30**	4.69	0.00	0.00	3.95	2.86	72.55	3.45	0.00	0.00
28	Standard Chartered Bank	0.06	0.00	0.00	0.01	0.00	0.00	0.06	0.00	**0.00**	2.29	0.00	**0.00**	1.97	0.00	0.00	1.66	0.00	0.00	1.45	0.00	0.00
29	The South Indian Bank Ltd.	0.52	0.00	0.00	0.05	0.00	0.00	0.57	0.00	**0.00**	13.53	2.05	**15.16**	2.70	0.00	0.00	2.27	0.00	0.00	1.99	0.00	0.00
30	Yes Bank	3.79	0.00	0.00	0.62	0.00	0.00	4.41	0.00	**0.00**	130.61	11.60	**8.88**	33.38	0.66	1.98	28.11	3.15	11.20	24.60	0.00	0.00
31	Tamilnadu Mercantile Bank Lt	0.01	0.00	0.00	0.00	0.00	0.00	0.01	0.00	**0.00**	0.06	0.00	**0.00**	0.03	0.00	0.00	0.02	0.13	605.55	0.02	0.00	0.00
	Private Sector Banks	**166.74**	**12.16**	**7.29**	**43.01**	**48.89**	**113.69**	**209.75**	**61.05**	**29.11**	**4127.68**	**1294.68**	**31.37**	**1159.55**	**192.28**	**16.58**	**976.47**	**1445.15**	**148.00**	**854.41**	**222.49**	**26.04**
32	Odisha Gramya Bank	23.45	2.62	11.18	4.80	6.86	143.03	28.24	9.48	**33.57**	1184.27	386.88	**32.67**	93.71	12.85	13.71	78.91	14.08	17.84	69.05	1.91	2.77
33	Utkal Grameen Bank	48.01	1.75	3.65	6.01	0.00	0.00	54.02	1.75	**3.24**	1835.15	686.24	**37.39**	94.24	137.68	146.10	79.36	149.85	188.83	69.44	20.86	30.04
	Regional Rural Banks	**71.45**	**4.37**	**6.12**	**10.81**	**6.86**	**63.48**	**82.26**	**11.23**	**13.65**	**3019.42**	**1073.12**	**35.54**	**187.95**	**150.53**	**80.09**	**158.27**	**163.93**	**103.57**	**138.49**	**22.77**	**16.44**
34	Jana Small Finance Bank	0.16	0.00	0.00	0.08	0.00	4.00	0.24	0.00	**0.00**	6.88	0.02	**0.26**	3.86	0.00	0.00	3.25	0.00	0.00	2.85	0.00	0.00
35	ESAF Small Finance Bank	0.02	0.00	0.00	0.00	0.00	0.00	0.02	0.00	**0.00**	0.32	1.27	**394.21**	0.22	0.00	0.00	0.19	0.00	0.00	0.17	0.00	0.00
36	Suryoday Small Finance Bank	0.12	0.00	0.00	0.04	0.00	0.00	0.16	0.00	**0.00**	2.23	17.60	**788.02**	1.21	0.00	0.00	1.02	0.00	0.00	0.89	0.00	0.00
37	Ujjivan Small Finance Bank	0.05	0.00	0.00	0.01	0.00	0.00	0.07	0.00	**0.00**	1.60	17.31	**1080.83**	0.45	0.46	102.30	0.38	7.21	1895.90	0.33	0.00	0.00
38	Utkarsh Small Finance Bank	0.01	0.00	0.00	0.00	0.25	23720.09	0.01	0.25	**2571.05**	0.31	6.26	**2025.66**	0.25	0.06	24.44	0.21	0.32	154.78	0.18	0.00	0.00
	Small Finance Bank	**0.37**	**0.00**	**0.00**	**0.13**	**0.25**	**190.04**	**0.50**	**0.25**	**50.02**	**11.34**	**42.46**	**374.34**	**5.99**	**0.52**	**8.71**	**5.05**	**7.53**	**149.20**	**4.42**	**0.00**	**0.00**
39	Orissa State Co-Op. Bank	92.38	0.00	0.00	10.88	22.19	203.83	**103.26**	**22.19**	**21.49**	**16543.90**	**8390.40**	**50.72**	61.01	0.00	0.00	51.37	0.00	0.00	44.95	0.00	0.00
	TOTAL	**1152.76**	**764.22**	**66.30**	**297.62**	**280.20**	**94.15**	**1450.38**	**1044.43**	**72.01**	**43282.11**	**15423.01**	**35.63**	**5787.02**	**1068.64**	**18.47**	**4873.28**	**5870.78**	**120.47**	**4264.12**	**1171.06**	**27.46**

** Amount in Crores*

ACP FOR THE QUARTER ENDED SEPTEMBER'20

Annexure-10B

Sl	BANKS	Micro, Small & Medium Enterprises																		Export Credit		
		Small - Services			Medium - Manufacturing			Medium - Services			Khadi & Village Industries			Others under MSME			Total MSME					
		T	A	%	T	A	%	T	A	%	T	A	%	T	A	%	T	A	%	T	A	%
1	Bank of Baroda	175.82	58.77	33.43	74.46	29.62	39.78	111.70	33.95	30.39	51.71	0.58	1.13	113.76	0.00	0.00	1034.22	256.05	24.76	103.43	0.00	0.00
2	Bank of India	234.98	131.49	55.96	99.52	9.79	9.84	149.28	39.39	26.39	69.11	7.79	11.28	152.05	0.26	0.17	1382.24	593.89	42.97	159.34	148.56	93.23
3	Bank of Maharastra	4.23	0.00	0.00	1.79	0.00	0.00	2.69	0.00	0.00	1.25	0.00	0.00	2.74	24.21	883.70	24.91	62.34	250.30	4.06	0.00	0.00
4	Canara Bank	217.22	130.87	60.25	92.00	184.81	200.89	138.00	21.48	15.57	63.89	0.00	0.00	140.55	0.00	0.00	1277.74	610.22	47.76	130.75	0.01	0.01
5	Central Bank of India	72.31	141.54	195.74	30.62	13.17	43.00	45.94	51.68	112.50	21.27	14.70	69.12	46.79	0.00	0.00	425.35	436.52	102.63	46.31	0.00	0.00
6	Indian Bank	172.68	39.30	22.76	73.14	25.61	35.02	109.71	12.59	11.48	50.79	0.00	0.00	111.74	0.00	0.00	1015.79	192.18	18.92	129.67	0.00	0.00
7	Indian Overseas Bank	108.32	82.41	76.08	45.88	0.46	1.00	68.81	2.90	4.21	31.86	2.56	8.04	70.09	4.56	6.51	637.15	191.15	30.00	71.77	0.00	0.00
8	Punjab & Sind Bank	11.19	22.46	200.66	4.74	0.00	0.00	7.11	25.46	358.05	3.29	0.00	0.00	7.24	0.00	0.00	65.84	121.05	183.85	15.70	0.00	0.00
9	Punjab National Bank	271.32	228.24	84.12	114.91	34.03	29.61	172.37	21.93	12.72	79.80	18.94	23.74	175.56	1.30	0.74	1595.97	2125.90	133.20	177.46	0.00	0.00
10	State Bank of India	1973.76	1600.48	81.09	835.95	110.76	13.25	1253.92	332.27	26.50	580.52	332.24	57.23	1277.14	1102.79	86.35	11610.35	5437.23	46.83	1128.52	971.720	86.11
11	UCO Bank	252.06	289.36	114.80	106.76	17.54	16.43	160.13	15.99	9.99	74.14	0.15	0.20	163.10	0.00	0.00	1482.73	671.00	45.25	181.42	0.00	0.00
12	Union Bank of India	418.36	128.55	30.73	177.19	90.78	51.23	265.78	59.14	22.25	123.05	9.28	7.54	270.70	0.00	0.00	2460.95	713.94	29.01	315.08	0.00	0.00
	Public Sector Banks	**3912.25**	**2853.47**	**72.94**	**1656.95**	**516.57**	**31.18**	**2485.43**	**616.78**	**24.82**	**1150.66**	**386.25**	**33.57**	**2531.46**	**1133.12**	**44.76**	**23013.25**	**11411.48**	**49.59**	**2463.53**	**#####**	**45.48**
13	Axis Bank Ltd	280.17	16.17	5.77	118.66	60.46	50.95	177.99	43.56	24.47	82.40	0.00	0.00	181.29	0.00	0.00	1648.07	236.27	14.34	242.94	0.00	0.00
14	Bandhan Bank	21.59	1.59	7.36	9.15	0.00	0.00	13.72	0.00	0.00	6.35	0.00	0.00	13.97	0.00	0.00	127.02	283.04	222.83	21.27	0.00	0.00
15	City Union Bank	0.22	0.02	9.24	0.09	0.00	0.00	0.14	0.00	0.00	0.06	0.00	0.00	0.14	0.00	0.00	1.27	0.56	43.89	0.44	0.00	0.00
16	DCB Bank Ltd	22.00	6.04	27.45	9.32	0.00	0.00	13.98	1.03	7.37	6.47	0.00	0.00	14.24	0.00	0.00	129.42	17.71	13.68	18.19	0.00	0.00
17	Federal Bank	13.28	25.91	195.09	5.63	0.00	0.07	8.44	17.89	212.03	3.91	0.00	0.00	8.59	0.00	0.00	78.13	57.93	74.16	19.81	0.00	0.00
18	HDFC Bank	254.02	125.88	49.55	107.59	3.96	3.68	161.38	43.05	26.68	74.71	0.00	0.00	164.37	0.00	0.00	1494.25	314.09	21.02	240.93	0.00	0.00
19	ICICI Bank	228.16	525.67	230.39	96.63	24.69	25.55	144.95	113.89	78.57	67.11	0.00	0.00	147.64	0.00	0.00	1342.14	1021.72	76.13	222.05	0.00	0.00
20	IDBI Bank	77.06	25.01	32.46	32.64	0.19	0.58	48.95	1.33	2.72	22.66	0.08	0.35	49.86	0.00	0.00	453.27	353.88	78.07	51.98	0.00	0.00
21	IDFC Bank	1.07	0.25	23.47	0.45	0.00	0.00	0.68	0.00	0.00	0.31	0.00	0.00	0.69	0.00	0.00	6.26	4.40	70.23	2.14	0.00	0.00
22	Indus Ind Bank	70.80	16.55	23.38	29.99	1.27	4.24	44.98	0.17	0.38	20.82	0.00	0.00	45.81	0.00	0.00	416.48	475.09	114.07	108.10	0.00	0.00
23	Karnatak Bank Ltd.	5.99	65.10	1087.67	2.53	0.00	0.00	3.80	34.21	899.69	1.76	0.00	0.00	3.87	0.00	0.00	35.21	194.41	552.18	6.09	43.50	713.89
24	Karur Vysya Bank	1.26	0.00	0.00	0.53	0.00	0.00	0.80	0.00	0.00	0.37	0.00	0.00	0.82	0.00	0.00	7.41	0.55	7.42	2.54	0.00	0.00
25	Kotak Mahindra Bank Ltd	22.40	28.86	128.83	9.49	0.00	0.00	14.23	3.71	26.09	6.59	0.00	0.00	14.50	0.00	0.00	131.78	80.01	60.72	20.27	0.00	0.00
26	Laxmi Vilas Bank	1.21	0.00	0.00	0.51	0.00	0.00	0.77	0.00	0.00	0.36	0.00	0.00	0.78	0.00	0.00	7.13	0.00	0.00	1.87	0.00	0.00
27	RBL Bank	4.19	0.00	0.00	1.78	0.00	0.00	2.66	0.00	0.00	1.23	0.00	0.00	2.71	0.00	0.00	24.66	2.86	11.61	8.33	0.00	0.00
28	Standard Chartered Bank	1.77	0.00	0.00	0.75	0.00	0.00	1.12	0.00	0.00	0.52	0.00	0.00	1.14	0.00	0.00	10.39	0.00	0.00	3.56	0.00	0.00
29	The South Indian Bank Ltd.	2.41	0.00	0.00	1.02	0.00	0.00	1.53	0.00	0.00	0.71	0.00	0.00	1.56	1.50	96.13	14.19	1.50	10.57	2.38	214.39	8995.86
30	Yes Bank	29.87	6.58	22.03	12.65	0.00	0.02	18.98	4.65	24.50	8.79	0.00	0.00	19.33	0.00	0.00	175.71	15.04	8.56	35.99	0.00	0.00
31	Tamilnadu Mercantile Bank Lt	0.02	0.00	0.00	0.01	0.00	0.00	0.01	0.00	0.00	0.01	0.00	0.00	0.01	0.00	0.00	0.13	0.13	96.89	0.00	0.00	0.00
	Private Sector Banks	**1037.50**	**843.63**	**81.31**	**439.41**	**90.58**	**20.61**	**659.11**	**263.49**	**39.98**	**305.15**	**0.08**	**0.03**	**671.32**	**1.50**	**0.22**	**6102.91**	**3059.20**	**50.13**	**1008.87**	**257.89**	**25.56**
32	Odisha Gramya Bank	83.85	5.09	6.07	35.51	4.05	11.40	53.27	3.37	6.33	24.66	2.43	9.84	54.25	88.12	162.42	493.21	131.90	26.74	0.00	0.00	#DIV/0!
33	Utkal Grameen Bank	84.32	16.37	19.41	35.71	282.66	791.51	53.57	8.68	16.20	24.80	0.14	0.57	54.56	0.00	0.00	495.99	616.24	124.24	0.00	0.00	#DIV/0!
	Regional Rural Banks	**168.16**	**21.46**	**12.76**	**71.22**	**286.71**	**402.55**	**106.83**	**12.05**	**11.28**	**49.46**	**2.57**	**5.19**	**108.81**	**88.12**	**80.98**	**989.20**	**748.14**	**75.63**	**0.00**	**0.00**	**#DIV/0!**
34	Jana Small Finance Bank	3.46	0.00	0.00	1.46	0.00	0.00	2.20	0.00	0.00	1.02	0.00	0.00	2.24	0.00	0.00	20.34	0.00	0.00	4.18	0.00	0.00
35	ESAF Small Finance Bank	0.20	0.00	0.00	0.08	0.00	0.00	0.13	0.00	0.00	0.06	0.00	0.00	0.13	0.00	0.00	1.18	0.00	0.00	0.31	0.00	0.00
36	Suryoday Small Finance Bank	1.08	0.00	0.00	0.46	0.00	0.00	0.69	0.00	0.00	0.32	0.00	0.00	0.70	0.00	0.00	6.36	0.00	0.00	1.89	0.00	0.00
37	Ujjivan Small Finance Bank	0.40	0.00	0.00	0.17	0.00	0.00	0.26	0.00	0.00	0.12	0.00	0.00	0.26	0.00	0.00	2.38	7.67	322.78	0.28	0.00	0.00
38	Utkarsh Small Finance Bank	0.22	0.00	0.00	0.09	0.00	0.00	0.14	0.00	0.00	0.06	0.00	0.00	0.14	0.00	0.00	1.29	0.38	29.41	0.43	0.00	0.00
	Small Finance Bank	**5.36**	**0.00**	**0.00**	**2.27**	**0.00**	**0.00**	**3.41**	**0.00**	**0.00**	**1.58**	**0.00**	**0.00**	**3.47**	**0.00**	**0.00**	**31.54**	**8.05**	**25.53**	**7.09**	**0.00**	**0.00**
39	Orissa State Co-Op. Bank	54.59	0.00	0.00	23.12	0.00	0.00	34.68	0.00	0.00	16.05	0.00	0.00	35.32	0.00	0.00	321.09	0.00	0.00	0.00	0.00	#DIV/0!
	TOTAL	**5177.86**	**3718.56**	**71.82**	**2192.98**	**893.86**	**40.76**	**3289.46**	**892.32**	**27.13**	**1522.90**	**388.90**	**25.54**	**3350.38**	**1222.74**	**36.50**	**30457.99**	**15226.87**	**49.99**	**3479.50**	**1378.19**	**39.61**

** Amount in Crores*

ACP FOR THE QUARTER ENDED SEPTEMBER'20

Annexure-10B

Sl	BANKS	Education			Housing			Renewable Energy			Others			Social Infra			TOTAL		
		T	A	%	T	A	%	T	A	%	T	A	%	T	A	%	T	A	%
1	Bank of Baroda	42.50	0.00	0.00	167.42	37.75	22.55	3.74	0.00	0.00	180.63	7.96	4.41	13.21	0.00	0.00	2400.76	532.66	22.19
2	Bank of India	77.45	2.63	3.40	235.38	59.29	25.19	10.89	0.00	0.00	300.51	0.00	0.00	14.57	0.00	0.00	3748.39	1236.26	32.98
3	Bank of Maharastra	0.73	0.53	72.79	4.72	3.77	79.95	0.02	0.00	0.00	5.08	0.00	0.00	0.06	0.00	0.00	50.33	66.72	132.57
4	Canara Bank	45.22	4.01	8.86	201.87	10.93	5.42	3.04	0.00	0.00	222.63	0.00	0.00	13.34	0.00	0.00	2835.80	760.14	26.81
5	Central Bank of India	15.24	4.78	31.38	68.02	12.34	18.14	1.79	0.00	0.00	76.49	0.00	0.00	2.98	0.00	0.00	960.31	524.42	54.61
6	Indian Bank	39.01	0.00	0.00	184.89	0.00	0.00	3.41	0.00	0.00	216.22	0.00	0.00	8.26	0.00	0.00	2429.01	354.03	14.57
7	Indian Overseas Bank	24.21	7.48	30.91	113.98	56.15	49.26	2.50	0.01	0.40	136.90	26.01	19.00	5.81	0.00	0.00	1566.05	463.42	29.59
8	Punjab & Sind Bank	1.63	1.82	111.37	12.14	56.98	469.29	0.09	0.00	0.00	17.07	0.00	0.00	0.20	0.00	0.00	138.22	183.37	132.66
9	Punjab National Bank	66.02	5.85	8.86	252.37	20.67	8.19	4.78	2.03	42.56	280.86	9.90	3.52	14.82	0.88	5.94	3721.65	2398.93	64.46
10	State Bank of India	397.58	45.45	11.43	1770.53	83.43	4.71	43.77	0.04	0.08	2043.45	0.00	0.00	137.64	4.80	3.49	27173.48	8934.49	32.88
11	UCO Bank	70.13	3.53	5.03	270.32	55.35	20.48	4.94	0.00	0.00	277.01	2.45	0.88	23.12	0.00	0.00	3641.79	1015.27	27.88
12	Union Bank of India	79.85	0.06	0.08	390.04	8.02	2.06	6.85	0.00	0.00	490.98	0.00	0.00	15.98	0.00	0.00	5505.63	1219.31	22.15
	Public Sector Banks	**859.57**	**76.14**	**8.86**	**3671.69**	**404.67**	**11.02**	**85.81**	**2.08**	**2.42**	**4247.83**	**46.32**	**1.09**	**249.98**	**5.68**	**2.27**	**54171.41**	**17689.01**	**32.65**
13	Axis Bank Ltd	58.54	0.46	0.78	257.57	25.18	9.78	5.45	0.00	0.00	347.30	0.00	0.00	14.77	0.00	0.00	3877.21	434.15	11.20
14	Bandhan Bank	5.19	0.00	0.00	21.88	0.00	0.00	0.57	0.00	0.00	26.75	0.00	0.00	1.29	0.00	0.00	303.57	473.14	155.86
15	City Union Bank	0.02	0.00	0.00	0.20	0.00	0.00	0.00	0.00	0.00	0.42	0.00	0.00	0.00	0.00	0.00	2.62	0.56	21.30
16	DCB Bank Ltd	3.77	0.84	22.18	18.14	2.75	15.14	0.57	0.00	0.00	25.54	0.00	0.00	1.23	0.11	8.97	304.63	117.39	38.54
17	Federal Bank	3.00	0.00	0.10	13.24	1.39	10.53	0.48	0.00	0.00	18.36	0.93	5.06	0.40	0.00	0.00	186.78	170.85	91.47
18	HDFC Bank	44.22	0.03	0.06	244.14	4.86	1.99	3.57	0.00	0.00	313.33	0.00	0.00	12.32	0.00	0.00	3246.48	390.79	12.04
19	ICICI Bank	40.63	0.53	1.31	206.55	13.53	6.55	4.00	0.00	0.00	284.48	2.54	0.89	10.14	0.00	0.00	2978.67	1453.29	48.79
20	IDBI Bank	17.81	0.86	4.80	74.26	11.70	15.75	1.60	0.00	0.00	84.04	0.00	0.00	3.73	0.05	1.34	1082.23	450.56	41.63
21	IDFC Bank	0.08	0.00	0.00	0.97	1.43	147.26	0.00	0.00	0.00	2.05	0.00	0.00	0.01	0.00	0.00	12.93	10.29	79.59
22	Indus Ind Bank	10.39	0.00	0.00	70.79	0.00	0.00	1.19	0.00	0.00	114.30	0.00	0.00	1.52	0.00	0.00	897.36	513.50	57.22
23	Karnatak Bank Ltd.	0.81	0.62	76.22	6.30	16.80	266.51	0.05	0.00	0.00	7.92	0.12	1.47	0.10	0.00	0.00	72.27	298.11	412.48
24	Karur Vysya Bank	0.09	0.00	0.00	1.15	0.00	0.00	0.01	0.00	0.00	2.43	1.44	59.32	0.02	0.00	0.00	15.27	2.38	15.56
25	Kotak Mahindra Bank Ltd	3.71	0.00	0.00	23.21	0.00	0.00	0.20	0.00	0.00	25.46	0.00	0.00	0.81	0.00	0.00	263.78	105.97	40.17
26	Laxmi Vilas Bank	0.13	0.00	0.00	1.20	0.00	0.00	0.01	0.00	0.00	1.88	6.25	333.05	0.01	0.00	0.00	14.25	6.25	43.85
27	RBL Bank	0.32	0.06	17.93	3.85	0.03	0.81	0.02	0.00	0.00	8.04	0.48	6.01	0.05	0.00	0.00	51.14	32.80	64.14
28	Standard Chartered Bank	0.13	0.00	0.00	1.61	0.00	0.00	0.01	0.00	0.00	3.40	0.00	0.00	0.02	0.00	0.00	21.40	0.00	0.00
29	The South Indian Bank Ltd.	1.35	0.00	0.00	3.27	0.00	0.00	0.01	0.00	0.00	2.70	2.35	86.93	0.08	0.00	0.00	37.52	220.29	587.20
30	Yes Bank	12.42	0.00	0.00	32.00	0.31	0.96	0.12	0.00	0.00	36.18	0.13	0.37	0.78	0.00	0.00	423.81	27.08	6.39
31	Tamilnadu Mercantile Bank Lt	0.01	0.00	0.00	0.04	0.00	0.00	0.00	0.00	0.00	0.01	0.00	0.00	0.00	0.00	0.00	0.24	0.13	53.36
	Private Sector Banks	**202.62**	**3.38**	**1.67**	**980.35**	**77.97**	**7.95**	**17.85**	**0.00**	**0.00**	**1304.58**	**14.24**	**1.09**	**47.30**	**0.16**	**0.34**	**13792.17**	**4707.53**	**34.13**
32	Odisha Gramya Bank	61.93	0.08	0.13	137.22	9.31	6.78	5.29	0.00	0.00	588.58	279.45	47.48	8.01	0.00	0.00	2478.52	807.62	32.58
33	Utkal Grameen Bank	20.14	0.03	0.15	72.61	7.06	9.73	4.30	0.00	0.00	166.88	0.16	0.09	15.08	0.00	0.00	2610.16	1309.73	50.18
	Regional Rural Banks	**82.07**	**0.11**	**0.13**	**209.84**	**16.38**	**7.80**	**9.59**	**0.00**	**0.00**	**755.46**	**279.61**	**37.01**	**23.09**	**0.00**	**0.00**	**5088.68**	**2117.35**	**41.61**
34	Jana Small Finance Bank	0.41	0.00	0.00	2.61	0.49	18.78	0.01	0.00	0.00	4.09	10.45	255.75	0.05	0.00	0.00	38.57	10.96	28.42
35	ESAF Small Finance Bank	0.02	0.00	0.00	0.22	0.00	0.00	0.00	0.00	0.00	0.31	0.00	0.00	0.00	0.00	0.00	2.36	1.27	53.81
36	Suryoday Small Finance Bank	0.14	0.00	0.00	1.06	0.46	43.31	0.02	0.00	0.00	1.78	1.15	64.53	0.02	0.00	0.00	13.49	19.21	142.41
37	Ujjivan Small Finance Bank	0.13	0.00	0.00	0.41	0.77	189.35	0.00	0.00	0.00	0.35	17.67	5116.57	0.01	0.00	0.00	5.16	43.44	842.31
38	Utkarsh Small Finance Bank	0.02	0.00	0.00	0.20	0.00	0.00	0.00	0.00	0.00	0.42	17.75	4234.02	0.00	0.00	0.00	2.68	24.39	911.21
	Small Finance Bank	**0.72**	**0.00**	**0.00**	**4.49**	**1.72**	**38.35**	**0.03**	**0.00**	**0.00**	**6.95**	**47.03**	**677.11**	**0.09**	**0.00**	**0.00**	**62.25**	**99.27**	**159.46**
39	Orissa State Co-Op. Bank	7.14	0.00	0.00	103.78	0.58	0.56	10.37	0.00	0.00	280.80	57.73	20.56	14.09	0.00	0.00	17281.18	8448.71	48.89
	TOTAL	**1152.13**	**79.64**	**6.91**	**4970.15**	**501.32**	**10.09**	**123.66**	**2.08**	**1.68**	**6595.62**	**444.92**	**6.75**	**334.54**	**5.84**	**1.75**	**90395.70**	**33061.87**	**36.57**

** Amount in Crores*

ACP FOR THE QUARTER ENDED SEPTEMBER'20

Annexure - 10B

Sl	DISTRICTS	Crop Loan			Term Loan												Allied Advance								
					Water Resources			Farm Mechanisation			Plantation & Horticulture			Forestry & Wasteland Dev.			AH-Dairy			AH-Poultry			AH - Sheep/Goat/ Piggery		
		T	A	%	T	A	%	T	A	%	T	A	%	T	A	%	T	A	%	T	A	%	T	A	%
1	ANGUL	1038.84	432.53	41.64	40.24	0.30	0.74	109.15	5.00	4.58	33.47	2.74	8.19	5.91	0.07	1.26	77.31	2.14	2.77	23.29	3.77	16.19	65.28	5.01	7.68
2	BALASORE	2031.20	662.65	32.62	71.57	1.94	2.70	139.56	13.63	9.77	93.55	1.96	2.09	5.12	4.75	92.82	167.73	4.06	2.42	58.94	3.62	6.15	10.95	1.04	9.49
3	BARGARH	2001.44	1177.16	58.82	35.41	2.37	6.70	199.78	26.72	13.38	25.61	5.04	19.69	2.82	13.03	462.02	25.02	1.87	7.49	11.55	8.10	70.17	13.25	1.46	11.05
4	BHADRAK	1528.24	567.08	37.11	42.14	0.74	1.74	47.50	4.92	10.36	45.55	0.46	1.00	6.12	0.22	3.60	87.13	6.22	7.14	43.13	1.66	3.84	28.50	1.25	4.40
5	BOLANGIR	802.94	583.99	72.73	23.49	0.20	0.86	94.22	3.49	3.70	16.01	0.44	2.76	3.41	0.07	2.15	39.75	1.27	3.21	39.07	4.47	11.43	31.65	0.85	2.69
6	BOUDH	320.14	209.46	65.43	5.31	0.13	2.49	25.64	0.65	2.53	10.76	0.26	2.38	1.17	0.02	1.95	11.68	0.38	3.24	12.63	0.56	4.44	7.69	1.01	13.15
7	CUTTACK	1495.88	598.31	40.00	24.54	0.30	1.23	86.86	6.25	7.20	37.45	0.40	1.07	3.91	0.42	10.75	66.85	6.34	9.49	37.37	22.60	60.48	15.54	2.89	18.58
8	DEOGARH	159.79	121.57	76.09	9.18	0.17	1.88	31.99	1.29	4.02	27.51	0.20	0.74	3.10	0.04	1.36	9.13	0.21	2.28	5.31	0.12	2.18	20.23	0.16	0.81
9	DHENKANAL	1171.14	302.15	25.80	51.00	0.85	1.66	70.93	1.61	2.26	111.32	1.75	1.57	6.35	0.06	0.92	54.57	2.75	5.05	28.19	2.28	8.09	15.08	2.89	19.14
10	GAJAPATI	375.37	74.94	19.97	20.42	0.93	4.56	50.16	8.15	16.24	37.63	1.78	4.72	3.47	4.91	141.79	65.06	0.32	0.49	9.76	0.73	7.47	10.85	0.74	6.81
11	GANJAM	1918.44	768.89	40.08	32.19	0.86	2.68	155.51	8.89	5.71	87.25	1.80	2.06	9.50	3.97	41.80	155.46	3.94	2.54	147.77	27.21	18.41	108.63	9.51	8.75
12	JAGATSINGHPUR	945.53	274.64	29.05	11.65	0.76	6.55	64.03	7.53	11.76	12.59	1.47	11.67	0.37	3.86	1028.43	41.87	4.06	9.69	18.23	0.84	4.59	6.51	0.99	15.15
13	JAJPUR	1047.38	599.73	57.26	27.30	0.28	1.04	102.53	3.30	3.22	29.52	0.55	1.87	7.42	0.16	2.20	56.47	3.84	6.79	41.37	1.60	3.87	45.36	1.26	2.77
14	JHARSUGUDA	443.00	168.84	38.11	20.56	1.48	7.22	112.76	14.62	12.96	31.20	3.05	9.76	1.10	8.30	752.32	26.28	0.86	3.26	17.94	1.35	7.52	15.17	0.27	1.79
15	KALAHANDI	1116.79	357.19	31.98	37.69	0.86	2.28	178.87	10.42	5.83	142.53	1.75	1.23	11.58	4.34	37.49	59.82	0.31	0.52	30.20	2.58	8.54	13.28	2.09	15.74
16	KANDHAMAL	467.62	124.47	26.62	24.89	0.09	0.38	41.85	0.62	1.48	28.77	0.19	0.65	3.98	0.02	0.56	8.64	0.43	4.93	15.63	0.70	4.48	22.64	1.94	8.57
17	KENDRAPARA	1029.50	631.92	61.38	29.24	0.15	0.52	82.59	1.12	1.36	41.68	0.22	0.53	4.93	0.21	4.18	82.26	1.03	1.25	17.89	0.58	3.27	16.96	1.70	10.01
18	KEONJHAR	998.96	317.35	31.77	65.62	0.93	1.41	101.37	4.90	4.83	97.40	0.29	0.30	4.35	0.53	12.14	84.77	3.73	4.40	56.57	1.33	2.35	41.31	0.45	1.08
19	KHURDA	1910.87	649.03	33.97	73.71	2.50	3.39	202.32	30.52	15.09	262.74	0.68	0.26	7.74	0.24	3.10	171.45	7.25	4.23	20.67	13.03	63.01	20.02	5.48	27.35
20	KORAPUT	851.03	297.23	34.93	20.98	0.15	0.71	40.97	2.38	5.82	30.21	0.12	0.41	37.19	0.08	0.22	54.75	0.63	1.16	20.48	1.23	6.02	18.69	1.14	6.12
21	MALKANGIRI	346.12	87.54	25.29	20.24	0.13	0.63	30.11	0.70	2.31	16.51	0.13	0.81	6.72	0.02	0.35	14.08	0.23	1.61	6.02	0.13	2.15	3.81	0.10	2.68
22	MAYURBHANJ	1358.13	432.02	31.81	65.61	1.54	2.34	151.34	11.58	7.65	75.11	1.77	2.35	34.82	5.62	16.13	75.10	2.07	2.75	29.86	2.17	7.28	69.52	1.93	2.78
23	NABARANGPUR	721.47	212.89	29.51	28.49	0.14	0.48	49.75	1.42	2.85	25.16	0.21	0.83	18.13	0.02	0.10	58.21	0.21	0.35	6.04	0.50	8.32	0.56	0.67	119.27
24	NAYAGARH	980.68	355.19	36.22	35.54	0.41	1.15	69.65	4.20	6.03	62.32	0.87	1.40	3.88	1.63	41.96	28.53	0.89	3.10	21.76	2.65	12.18	23.90	1.17	4.88
25	NUAPADA	249.48	113.07	45.32	21.61	0.13	0.61	29.58	2.30	7.78	12.22	0.23	1.88	5.41	0.03	0.64	7.80	0.31	4.04	4.44	0.57	12.93	9.66	0.41	4.25
26	PURI	1380.45	329.96	23.90	62.35	0.90	1.45	117.07	4.75	4.06	67.70	0.35	0.52	2.02	0.00	0.00	113.86	8.10	7.11	41.62	2.21	5.31	11.80	2.46	20.89
27	RAYAGADA	674.82	181.05	26.83	14.84	0.50	3.34	46.07	3.24	7.03	15.63	0.90	5.75	4.76	1.99	41.70	16.68	0.36	2.17	29.89	1.23	4.12	12.51	1.78	14.23
28	SAMBALPUR	889.74	444.81	49.99	23.28	4.04	17.33	132.41	38.42	29.02	42.50	7.56	17.80	5.71	22.11	387.47	30.02	2.55	8.51	24.06	1.42	5.89	122.06	6.48	5.31
29	SONEPUR	391.78	263.51	67.26	7.65	2.92	38.09	65.24	26.00	39.85	7.46	5.38	72.05	2.19	15.55	710.91	29.55	0.41	1.38	12.56	1.55	12.31	10.57	0.86	8.15
30	SUNDARGARH	1232.17	708.18	57.47	57.78	13.34	23.09	241.54	140.29	58.08	23.48	27.91	118.86	1.81	78.65	4342.81	47.69	2.47	5.19	29.71	1.23	4.13	19.66	1.45	7.35
	TOTAL	**29878.94**	**12047.37**	**40.32**	**1004.52**	**40.03**	**3.99**	**2871.36**	**388.89**	**13.54**	**1550.85**	**70.47**	**4.54**	**214.98**	**170.92**	**79.51**	**1767.50**	**69.24**	**3.92**	**861.96**	**112.02**	**13.00**	**811.63**	**59.44**	**7.32**

** Amount in Crores*

ACP FOR THE QUARTER ENDED SEPTEMBER'20

Annexure - 10B

Sl	DISTRICTS	Allied Advance						Total Farm Credit			Agriculture Infrastructure											
		Fishery			Others						Storage Facilities			Land Dev., Soil Conservation, Watershed Dev.			Others			Total Agri Infra		
		T	A	%	T	A	%	T	A	%	T	A	%	T	A	%	T	A	%	T	A	%
1	ANGUL	21.97	2.01	9.14	17.27	17.63	102.13	**1432.73**	**471.22**	**32.89**	24.50	0.19	0.78	12.20	0.17	1.42	0.99	2.59	260.57	**37.69**	**2.95**	**7.83**
2	BALASORE	273.65	2.56	0.94	5.59	51.81	926.20	**2857.85**	**748.02**	**26.17**	72.07	9.52	13.20	86.40	0.40	0.46	4.94	9.97	201.85	**163.41**	**19.88**	**12.17**
3	BARGARH	17.25	0.57	3.29	2.52	23.26	923.13	**2334.63**	**1259.59**	**53.95**	12.20	26.06	213.60	10.10	0.13	1.29	9.98	6.42	64.34	**32.27**	**32.61**	**101.05**
4	BHADRAK	61.03	1.46	2.39	2.17	36.01	1658.18	**1891.52**	**620.02**	**32.78**	34.58	0.15	0.44	2.77	1.11	39.98	4.51	4.88	108.26	**41.86**	**6.14**	**14.67**
5	BOLANGIR	13.45	0.22	1.63	2.71	22.96	847.48	**1066.70**	**617.97**	**57.93**	36.02	2.16	6.01	6.27	0.03	0.49	4.51	6.23	138.08	**46.80**	**8.43**	**18.01**
6	BOUDH	11.75	0.15	1.26	1.24	7.66	615.63	**408.02**	**220.28**	**53.99**	18.82	0.02	0.13	2.12	0.01	0.47	1.44	0.66	45.72	**22.38**	**0.69**	**3.10**
7	CUTTACK	34.97	1.71	4.90	72.01	77.83	108.08	**1875.39**	**717.06**	**38.24**	39.13	0.82	2.10	4.57	0.35	7.63	3.74	3.91	104.64	**47.43**	**5.08**	**10.71**
8	DEOGARH	9.64	3.11	32.27	0.71	3.18	448.51	**276.59**	**130.06**	**47.02**	10.69	0.07	0.69	3.50	0.02	0.44	0.45	0.40	88.20	**14.64**	**0.49**	**3.32**
9	DHENKANAL	19.99	2.83	14.14	5.82	15.54	266.91	**1534.39**	**332.70**	**21.68**	22.70	0.16	0.69	6.17	0.05	0.83	0.60	1.89	312.20	**29.47**	**2.09**	**7.10**
10	GAJAPATI	6.09	0.15	2.49	1.48	9.02	609.42	**580.29**	**101.67**	**17.52**	15.38	9.81	63.80	2.58	0.12	4.65	0.00	2.00	#DIV/0!	**17.96**	**11.93**	**66.45**
11	GANJAM	64.19	16.96	26.43	1.45	63.76	4399.63	**2680.38**	**905.80**	**33.79**	124.76	10.27	8.23	12.47	8.97	71.94	11.82	16.82	142.36	**149.04**	**36.06**	**24.19**
12	JAGATSINGHPUR	45.48	0.68	1.50	0.59	24.24	4120.24	**1146.85**	**319.07**	**27.82**	20.40	7.82	38.35	3.59	0.05	1.42	1.03	3.05	295.38	**25.03**	**10.93**	**43.66**
13	JAJPUR	23.55	0.45	1.89	10.81	45.69	422.55	**1391.72**	**656.86**	**47.20**	51.36	0.31	0.61	19.36	0.48	2.50	4.37	3.77	86.27	**75.09**	**4.57**	**6.09**
14	JHARSUGUDA	3.63	0.08	2.21	0.48	10.48	2196.92	**672.13**	**209.32**	**31.14**	41.75	16.56	39.66	3.04	0.02	0.72	0.19	1.75	928.15	**44.98**	**18.33**	**40.76**
15	KALAHANDI	52.23	0.36	0.69	3.72	10.58	284.57	**1646.70**	**390.48**	**23.71**	33.47	8.68	25.93	11.05	0.68	6.14	2.21	1.63	73.77	**46.73**	**10.99**	**23.51**
16	KANDHAMAL	1.21	0.03	2.60	0.54	10.66	1974.02	**615.78**	**139.15**	**22.60**	6.78	0.03	0.44	5.77	0.01	0.17	1.95	1.25	63.89	**14.50**	**1.29**	**8.88**
17	KENDRAPARA	30.88	0.40	1.31	3.39	12.31	363.11	**1339.32**	**649.63**	**48.50**	31.15	2.87	9.21	11.83	0.16	1.37	1.16	2.11	181.69	**44.14**	**5.14**	**11.65**
18	KEONJHAR	37.91	0.11	0.28	2.63	22.06	838.15	**1490.89**	**351.68**	**23.59**	87.04	0.84	0.96	27.01	0.04	0.15	2.25	1.57	69.86	**116.30**	**2.45**	**2.10**
19	KHURDA	87.75	0.84	0.96	1.86	158.44	8509.37	**2759.13**	**868.01**	**31.46**	109.00	2.98	2.73	15.51	1.61	10.35	11.72	13.58	115.90	**136.23**	**18.16**	**13.33**
20	KORAPUT	29.32	0.40	1.37	3.31	35.79	1082.09	**1106.94**	**339.17**	**30.64**	68.60	0.13	0.19	7.60	0.64	8.39	0.47	3.90	824.36	**76.67**	**4.67**	**6.09**
21	MALKANGIRI	25.12	0.04	0.15	0.42	12.79	3078.39	**469.15**	**101.81**	**21.70**	11.36	0.01	0.12	5.70	0.02	0.39	0.55	0.50	90.74	**17.60**	**0.53**	**3.01**
22	MAYURBHANJ	37.32	0.68	1.82	24.16	21.71	89.84	**1920.97**	**481.09**	**25.04**	39.29	8.92	22.69	13.97	0.27	1.93	14.28	11.67	81.73	**67.54**	**20.85**	**30.88**
23	NABARANGPUR	21.35	0.42	1.96	1.34	24.23	1811.30	**930.48**	**240.69**	**25.87**	21.96	0.01	0.05	5.41	0.02	0.39	0.00	3.94	#DIV/0!	**27.37**	**3.98**	**14.53**
24	NAYAGARH	15.83	0.41	2.57	2.18	22.70	1043.08	**1244.27**	**390.10**	**31.35**	44.71	3.40	7.62	6.04	0.29	4.72	1.66	4.37	263.66	**52.41**	**8.06**	**15.38**
25	NUAPADA	5.35	0.10	1.81	1.97	5.75	291.43	**347.51**	**122.91**	**35.37**	18.87	0.06	0.31	3.37	0.01	0.30	1.27	1.36	107.01	**23.51**	**1.42**	**6.06**
26	PURI	64.53	3.59	5.56	0.95	36.36	3822.99	**1862.36**	**388.69**	**20.87**	72.31	0.05	0.07	9.21	0.29	3.16	5.86	13.19	225.05	**87.38**	**13.53**	**15.48**
27	RAYAGADA	13.39	0.41	3.03	3.15	14.56	462.80	**831.74**	**206.00**	**24.77**	13.93	3.93	28.19	5.16	0.05	1.06	1.86	2.90	155.90	**20.95**	**6.88**	**32.83**
28	SAMBALPUR	30.92	0.44	1.43	2.59	23.85	921.64	**1303.27**	**551.68**	**42.33**	38.40	44.09	114.82	17.99	0.15	0.83	6.92	3.26	47.11	**63.31**	**47.50**	**75.02**
29	SONEPUR	6.58	0.17	2.63	2.75	10.58	384.02	**536.35**	**326.91**	**60.95**	7.94	31.05	391.22	4.01	0.93	23.13	2.15	1.87	87.10	**14.10**	**33.85**	**240.13**
30	SUNDARGARH	17.40	0.89	5.14	2.54	35.36	1390.93	**1673.78**	**1009.77**	**60.33**	35.11	157.49	448.51	10.74	0.03	0.28	1.31	14.18	1078.87	**47.16**	**171.69**	**364.04**
	TOTAL	**1083.73**	**42.23**	**3.90**	**182.35**	**866.81**	**475.36**	**40227.81**	**13867.42**	**34.47**	**1164.27**	**348.46**	**29.93**	**335.48**	**17.11**	**5.10**	**104.18**	**145.60**	**139.76**	**1603.94**	**511.17**	**31.87**

** Amount in Crores*

ACP FOR THE QUARTER ENDED SEPTEMBER'20

Annexure - 10B

Sl	DISTRICTS	Ancillary Ativities									Total Agri			Micro, Small & Medium Enterprises								
		Food & Agro Processing			Others			Total Ancillary Activities						Micro - Manufacturing			Micro - Services			Small - Manufacturing		
		T	A	%	T	A	%	T	A	%	T	A	%	T	A	%	T	A	%	T	A	%
1	ANGUL	16.13	2.18	13.53	4.03	13.19	327.55	**20.15**	**15.37**	**76.26**	**1490.57**	**489.54**	**32.84**	169.00	20.86	12.35	142.32	129.16	90.75	124.53	33.45	26.86
2	BALASORE	83.50	22.20	26.59	60.39	15.52	25.70	**143.89**	**37.72**	**26.21**	**3165.15**	**805.63**	**25.45**	209.09	25.00	11.96	176.08	269.65	153.15	154.07	32.36	21.00
3	BARGARH	32.76	57.55	175.68	10.20	8.53	83.60	**42.96**	**66.08**	**153.82**	**2409.86**	**1358.28**	**56.36**	141.10	34.22	24.25	118.82	158.41	133.32	103.97	24.89	23.94
4	BHADRAK	27.68	17.78	64.24	18.15	2.35	12.94	**45.83**	**20.13**	**43.92**	**1979.20**	**646.28**	**32.65**	93.46	25.85	27.66	78.70	164.75	209.34	68.86	21.20	30.79
5	BOLANGIR	3.03	5.33	176.23	9.76	3.77	38.59	**12.79**	**9.10**	**71.16**	**1126.29**	**635.50**	**56.42**	153.84	29.51	19.18	129.55	120.18	92.77	113.35	43.35	38.24
6	BOUDH	15.68	2.01	12.83	5.41	0.63	11.64	**21.09**	**2.64**	**12.53**	**451.49**	**223.62**	**49.53**	35.55	5.65	15.90	29.94	27.03	90.27	26.20	3.94	15.02
7	CUTTACK	168.43	24.18	14.36	6.04	5.58	92.44	**174.46**	**29.76**	**17.06**	**2097.28**	**751.91**	**35.85**	533.09	93.45	17.53	448.92	438.26	97.63	392.80	106.29	27.06
8	DEOGARH	4.77	2.35	49.36	2.00	1.71	85.69	**6.77**	**4.07**	**60.09**	**298.00**	**134.61**	**45.17**	28.54	7.04	24.68	24.04	15.09	62.77	21.03	1.76	8.39
9	DHENKANAL	56.92	3.03	5.33	29.87	6.40	21.41	**86.79**	**9.43**	**10.86**	**1650.66**	**344.22**	**20.85**	117.98	20.10	17.04	99.35	60.13	60.53	86.93	14.14	16.27
10	GAJAPATI	30.28	22.59	74.59	0.00	0.85	#DIV/0!	**30.28**	**23.44**	**77.41**	**628.53**	**137.05**	**21.80**	152.09	14.60	9.60	128.08	27.61	21.56	112.07	7.04	6.28
11	GANJAM	157.00	33.78	21.51	8.65	9.61	111.13	**165.65**	**43.39**	**26.19**	**2995.07**	**985.24**	**32.90**	408.83	129.00	31.55	344.28	430.33	125.00	301.24	90.04	29.89
12	JAGATSINGHPUR	7.84	16.79	214.28	1.21	1.76	146.06	**9.04**	**18.55**	**205.18**	**1180.91**	**348.54**	**29.51**	107.44	13.68	12.74	90.48	103.71	114.63	79.17	9.15	11.55
13	JAJPUR	16.56	5.08	30.67	2.80	3.94	140.65	**19.36**	**9.02**	**46.58**	**1486.17**	**670.44**	**45.11**	130.78	28.61	21.88	110.13	251.66	228.51	96.36	44.87	46.56
14	JHARSUGUDA	3.49	26.79	768.80	0.49	1.91	391.14	**3.97**	**28.70**	**722.46**	**721.08**	**256.36**	**35.55**	126.38	20.92	16.55	106.43	104.95	98.61	93.12	33.37	35.84
15	KALAHANDI	51.60	16.42	31.82	10.20	1.38	13.50	**61.79**	**17.79**	**28.79**	**1755.22**	**419.26**	**23.89**	86.41	24.82	28.73	72.77	102.53	140.90	63.67	23.25	36.52
16	KANDHAMAL	6.88	0.38	5.50	3.04	0.80	26.17	**9.93**	**1.18**	**11.84**	**640.20**	**141.61**	**22.12**	46.60	17.19	36.88	39.24	38.92	99.18	34.34	4.11	11.97
17	KENDRAPARA	37.30	4.29	11.51	2.01	2.89	143.90	**39.30**	**7.18**	**18.27**	**1422.76**	**661.96**	**46.53**	56.76	10.98	19.35	47.79	65.66	137.38	41.82	10.34	24.72
18	KEONJHAR	19.87	2.24	11.28	4.13	16.15	391.31	**23.99**	**18.39**	**76.66**	**1631.18**	**372.52**	**22.84**	176.53	10.19	5.77	148.66	182.83	122.99	130.08	17.38	13.36
19	KHURDA	43.73	95.45	218.28	4.33	111.14	2566.66	**48.06**	**206.59**	**429.86**	**2943.42**	**1092.76**	**37.13**	1561.06	190.62	12.21	1314.58	2036.10	154.89	1150.25	327.82	28.50
20	KORAPUT	59.55	2.29	3.85	2.39	2.76	115.72	**61.94**	**5.05**	**8.16**	**1245.54**	**348.90**	**28.01**	133.48	42.61	31.92	112.41	97.67	86.89	98.36	28.82	29.30
21	MALKANGIRI	12.56	0.30	2.42	0.81	1.43	177.42	**13.37**	**1.73**	**12.96**	**500.13**	**104.07**	**20.81**	25.33	3.81	15.05	21.33	20.69	97.00	18.66	2.86	15.34
22	MAYURBHANJ	112.19	13.82	12.32	33.91	20.19	59.55	**146.09**	**34.01**	**23.28**	**2134.61**	**535.95**	**25.11**	103.52	29.89	28.87	87.17	142.19	163.11	76.28	19.95	26.15
23	NABARANGPUR	33.84	0.79	2.35	1.15	2.02	175.16	**34.99**	**2.81**	**8.04**	**992.84**	**247.48**	**24.93**	51.83	11.41	22.02	43.64	39.87	91.35	38.19	7.22	18.92
24	NAYAGARH	18.72	9.10	48.63	28.76	4.08	14.18	**47.48**	**13.18**	**27.76**	**1344.16**	**411.34**	**30.60**	20.11	21.19	105.35	16.93	45.08	266.18	14.82	8.13	54.85
25	NUAPADA	8.31	0.79	9.53	5.13	0.87	16.95	**13.45**	**1.66**	**12.36**	**384.46**	**126.00**	**32.77**	76.12	14.75	19.37	64.10	39.48	61.59	56.09	3.93	7.01
26	PURI	55.63	4.42	7.94	6.17	4.07	65.92	**61.80**	**8.48**	**13.73**	**2011.54**	**410.70**	**20.42**	136.64	48.91	35.80	115.06	143.99	125.14	100.68	10.14	10.08
27	RAYAGADA	22.07	8.04	36.42	2.89	2.37	82.01	**24.96**	**10.41**	**41.70**	**877.65**	**223.28**	**25.44**	52.58	17.03	32.38	44.28	78.22	176.64	38.75	17.08	44.08
28	SAMBALPUR	19.66	77.29	393.13	10.95	9.14	83.48	**30.61**	**86.43**	**282.36**	**1397.20**	**685.61**	**49.07**	241.44	26.43	10.95	203.32	165.37	81.34	177.91	59.29	33.33
29	SONEPUR	2.82	49.97	1772.59	5.72	1.41	24.68	**8.54**	**51.39**	**601.77**	**558.98**	**412.15**	**73.73**	51.07	16.47	32.24	43.01	47.22	109.79	37.63	7.74	20.57
30	SUNDARGARH	23.97	236.97	988.59	17.06	23.78	139.42	**41.03**	**260.74**	**635.56**	**1761.97**	**1442.21**	**81.85**	560.36	113.85	20.32	471.89	324.04	68.67	412.90	157.15	38.06
	TOTAL	**1152.75**	**764.23**	**66.30**	**297.61**	**280.20**	**94.15**	**1450.37**	**1044.43**	**72.01**	**43282.12**	**15423.02**	**35.63**	**5787.02**	**1068.65**	**18.47**	**4873.28**	**5870.78**	**120.47**	**4264.12**	**1171.06**	**27.46**

** Amount in Crores*

ACP FOR THE QUARTER ENDED SEPTEMBER'20

Annexure - 10B

Sl	DISTRICTS	Micro, Small & Medium Enterprises																		Export Credit		
		Small - Services			Medium - Manufacturing			Medium - Services			Khadi & Village Industries			Others under MSME			Total MSME					
		T	A	%	T	A	%	T	A	%	T	A	%	T	A	%	T	A	%	T	A	%
1	ANGUL	151.21	175.13	115.82	64.04	11.25	17.57	96.07	29.33	30.53	44.47	23.72	53.33	97.84	34.31	35.06	**889.50**	**457.21**	**51.40**	3.00	0.00	0.00
2	BALASORE	187.08	130.68	69.85	79.23	15.07	19.02	118.85	64.83	54.55	55.02	14.80	26.90	121.05	84.14	69.51	**1100.47**	**636.54**	**57.84**	348.50	196.75	56.46
3	BARGARH	126.25	90.73	71.87	53.47	26.39	49.36	80.20	16.95	21.14	37.13	44.98	121.14	81.69	59.43	72.76	**742.64**	**456.02**	**61.40**	0.00	0.00	#DIV/0!
4	BHADRAK	83.62	77.66	92.87	35.42	9.11	25.74	53.12	13.41	25.25	24.59	3.67	14.90	54.11	22.04	40.73	**491.88**	**337.69**	**68.65**	0.00	0.00	#DIV/0!
5	BOLANGIR	137.64	82.44	59.89	58.30	29.10	49.91	87.44	14.53	16.62	40.48	13.06	32.27	89.06	46.15	51.82	**809.68**	**378.32**	**46.73**	8.00	0.00	0.00
6	BOUDH	31.81	15.06	47.36	13.47	0.00	0.00	20.21	0.08	0.40	9.36	0.14	1.55	20.58	11.50	55.89	**187.12**	**63.41**	**33.89**	0.85	0.00	0.00
7	CUTTACK	476.98	401.38	84.15	202.01	133.46	66.07	303.02	109.58	36.16	140.29	31.74	22.63	308.63	99.71	32.31	**2805.74**	**1413.87**	**50.39**	16.56	0.62	3.74
8	DEOGARH	25.54	7.65	29.96	10.82	0.01	0.10	16.22	0.24	1.48	7.51	0.25	3.33	16.52	2.50	15.11	**150.22**	**34.54**	**23.00**	0.00	0.00	#DIV/0!
9	DHENKANAL	105.56	51.84	49.11	44.71	4.34	9.70	67.06	8.19	12.22	31.05	2.65	8.53	68.30	21.60	31.63	**620.93**	**182.99**	**29.47**	1.00	0.00	0.00
10	GAJAPATI	136.08	12.86	9.45	57.63	0.36	0.62	86.45	0.65	0.75	40.02	0.60	1.50	88.05	9.57	10.87	**800.48**	**73.30**	**9.16**	0.00	0.00	#DIV/0!
11	GANJAM	365.79	325.42	88.96	154.92	277.58	179.17	232.39	49.35	21.24	107.59	6.41	5.96	236.69	154.46	65.26	**2151.73**	**1462.59**	**67.97**	0.30	0.00	0.00
12	JAGATSINGHPUR	96.13	41.75	43.43	40.71	5.40	13.27	61.07	6.01	9.84	28.27	2.73	9.67	62.20	14.57	23.43	**565.48**	**197.01**	**34.84**	0.30	0.00	0.00
13	JAJPUR	117.01	168.26	143.79	49.56	8.21	16.56	74.34	19.47	26.19	34.42	6.26	18.19	75.71	89.26	117.89	**688.31**	**616.59**	**89.58**	10.00	0.00	0.00
14	JHARSUGUDA	113.08	138.93	122.86	47.89	12.42	25.94	71.84	23.77	33.09	33.26	10.70	32.17	73.17	39.65	54.19	**665.16**	**384.72**	**57.84**	0.00	0.00	#DIV/0!
15	KALAHANDI	77.31	72.34	93.56	32.74	2.78	8.50	49.12	5.38	10.95	22.74	0.74	3.27	50.03	48.67	97.29	**454.78**	**280.51**	**61.68**	5.61	0.00	0.00
16	KANDHAMAL	41.70	24.12	57.84	17.66	0.04	0.23	26.49	0.24	0.91	12.26	0.43	3.49	26.98	18.25	67.65	**245.27**	**103.29**	**42.11**	1.08	0.00	0.00
17	KENDRAPARA	50.78	21.09	41.54	21.51	0.19	0.89	32.26	0.76	2.35	14.94	0.46	3.08	32.86	37.99	115.63	**298.72**	**147.47**	**49.37**	1.70	0.00	0.09
18	KEONJHAR	157.95	105.14	66.56	66.90	12.47	18.64	100.34	17.73	17.67	46.46	2.01	4.33	102.20	10.08	9.86	**929.12**	**357.83**	**38.51**	99.00	0.00	0.00
19	KHURDA	1396.74	888.20	63.59	591.56	153.25	25.91	887.34	352.15	39.69	410.81	145.70	35.47	903.77	111.66	12.35	**8216.10**	**4205.50**	**51.19**	2812.50	590.91	21.01
20	KORAPUT	119.43	92.44	77.40	50.58	4.69	9.27	75.87	21.93	28.90	35.13	6.20	17.64	77.28	31.83	41.19	**702.54**	**326.19**	**46.43**	2.01	0.00	0.00
21	MALKANGIRI	22.66	13.78	60.80	9.60	0.01	0.10	14.40	1.54	10.69	6.67	0.09	1.35	14.66	3.52	24.04	**133.31**	**46.31**	**34.74**	0.40	0.00	0.00
22	MAYURBHANJ	92.62	73.93	79.82	39.23	4.05	10.32	58.84	9.00	15.29	27.24	4.61	16.91	59.93	29.48	49.18	**544.84**	**313.08**	**57.46**	5.02	0.00	0.00
23	NABARANGPUR	46.37	23.34	50.34	19.64	0.00	0.00	29.46	0.13	0.44	13.64	0.16	1.17	30.00	12.19	40.63	**272.77**	**94.33**	**34.58**	0.00	0.00	#DIV/0!
24	NAYAGARH	17.99	26.43	146.91	7.62	0.68	8.90	11.43	0.58	5.09	5.29	0.78	14.80	11.64	16.30	140.02	**105.84**	**119.17**	**112.59**	0.00	0.00	#DIV/0!
25	NUAPADA	68.11	21.10	30.97	28.85	0.06	0.20	43.27	0.05	0.11	20.03	1.70	8.47	44.07	8.84	20.06	**400.65**	**89.90**	**22.44**	0.00	0.00	#DIV/0!
26	PURI	122.26	67.82	55.48	51.78	1.26	2.44	77.67	1.88	2.42	35.96	2.21	6.16	79.11	26.06	32.94	**719.15**	**302.28**	**42.03**	10.00	0.00	0.01
27	RAYAGADA	47.05	51.00	108.40	19.93	0.75	3.76	29.89	0.94	3.16	13.84	0.98	7.05	30.44	30.34	99.66	**276.76**	**196.34**	**70.94**	1.32	0.00	0.00
28	SAMBALPUR	216.03	126.59	58.60	91.49	15.96	17.44	137.24	51.86	37.79	63.54	13.10	20.62	139.78	53.67	38.40	**1270.75**	**512.28**	**40.31**	1.50	0.01	0.75
29	SONEPUR	45.69	14.86	32.53	19.35	0.13	0.68	29.03	0.00	0.01	13.44	0.23	1.73	29.57	6.64	22.45	**268.79**	**93.29**	**34.71**	0.85	0.00	0.00
30	SUNDARGARH	501.38	376.57	75.11	212.35	164.83	77.62	318.52	71.74	22.52	147.46	47.77	32.40	324.42	88.33	27.23	**2949.28**	**1344.29**	**45.58**	150.00	589.89	393.26
	TOTAL	**5177.86**	**3718.56**	**71.82**	**2192.98**	**893.86**	**40.76**	**3289.46**	**892.32**	**27.13**	**1522.90**	**388.90**	**25.54**	**3350.38**	**1222.75**	**36.50**	**30457.99**	**15226.87**	**49.99**	**3479.50**	**1378.19**	**39.61**

** Amount in Crores*

ACP FOR THE QUARTER ENDED SEPTEMBER'20

Annexure - 10B

Sl	DISTRICTS	Education			Housing			Renewable Energy			Others			Social Infra			TOTAL		
		T	A	%	T	A	%	T	A	%	T	A	%	T	A	%	T	A	%
1	ANGUL	42.39	1.66	3.92	144.93	17.95	12.39	1.62	0.17	10.65	29.27	3.31	11.31	5.70	0.84	14.69	**2606.97**	970.67	**37.23**
2	BALASORE	85.00	1.94	2.29	178.61	22.38	12.53	27.00	0.00	0.00	213.17	60.95	28.59	2.31	0.00	0.00	**5120.21**	1724.19	**33.67**
3	BARGARH	54.00	1.49	2.76	99.00	10.64	10.75	1.20	0.00	0.00	57.50	4.14	7.20	14.98	0.03	0.17	**3379.18**	1830.60	**54.17**
4	BHADRAK	21.93	0.85	3.88	150.00	15.25	10.16	1.27	0.16	12.51	298.92	38.76	12.97	25.31	0.30	1.19	**2968.52**	1039.30	**35.01**
5	BOLANGIR	14.73	0.78	5.27	59.63	9.88	16.56	4.81	0.08	1.66	60.75	2.29	3.77	7.19	0.93	12.86	**2091.07**	1027.77	**49.15**
6	BOUDH	5.14	0.06	1.17	42.59	2.25	5.27	2.66	0.00	0.00	40.80	0.45	1.10	3.70	0.00	0.00	**734.34**	289.78	**39.46**
7	CUTTACK	114.91	5.40	4.70	780.03	51.09	6.55	1.81	0.00	0.00	196.38	33.67	17.15	6.84	0.24	3.46	**6019.55**	2256.79	**37.49**
8	DEOGARH	5.95	0.09	1.57	11.48	1.04	9.08	2.38	0.02	0.63	35.90	0.64	1.79	2.06	0.00	0.00	**505.98**	170.95	**33.79**
9	DHENKANAL	24.23	1.09	4.50	92.82	11.68	12.59	3.30	0.00	0.00	98.30	2.96	3.01	119.32	0.00	0.00	**2610.55**	542.95	**20.80**
10	GAJAPATI	3.06	0.13	4.11	11.90	2.26	18.98	1.60	0.01	0.84	12.72	1.03	8.07	5.15	0.00	0.00	**1463.44**	213.77	**14.61**
11	GANJAM	40.40	5.48	13.57	473.11	41.53	8.78	1.47	0.00	0.00	645.74	18.75	2.90	5.16	0.46	8.92	**6312.98**	2514.05	**39.82**
12	JAGATSINGHPUR	59.61	1.14	1.91	134.46	8.85	6.58	0.53	0.00	0.00	101.07	12.44	12.31	2.30	0.07	3.16	**2044.65**	568.06	**27.78**
13	JAJPUR	33.00	1.15	3.50	175.82	8.24	4.68	9.82	0.00	0.00	154.34	18.04	11.69	6.84	0.00	0.00	**2564.30**	1314.47	**51.26**
14	JHARSUGUDA	20.88	1.12	5.36	77.63	6.89	8.88	0.54	0.19	35.75	28.25	2.31	8.16	1.01	0.00	0.00	**1514.54**	651.59	**43.02**
15	KALAHANDI	12.75	1.27	9.93	35.56	10.09	28.37	5.58	0.12	2.08	140.74	3.37	2.39	34.91	0.85	2.43	**2445.16**	715.46	**29.26**
16	KANDHAMAL	3.24	0.17	5.13	16.20	1.14	7.01	1.92	0.01	0.38	30.00	1.31	4.38	0.94	0.02	2.12	**938.85**	247.55	**26.37**
17	KENDRAPARA	17.00	0.45	2.65	47.60	11.76	24.70	0.74	0.13	17.04	51.00	7.10	13.92	6.80	0.00	0.00	**1846.32**	828.87	**44.89**
18	KEONJHAR	79.61	0.73	0.92	170.75	12.16	7.12	13.87	0.18	1.30	173.75	30.31	17.45	11.74	0.22	1.85	**3109.00**	773.95	**24.89**
19	KHURDA	102.60	35.37	34.47	1275.00	162.32	12.73	6.49	0.89	13.78	3256.00	68.85	2.11	17.40	0.15	0.87	**18629.52**	6156.76	**33.05**
20	KORAPUT	32.63	1.47	4.50	113.90	8.90	7.82	19.47	0.00	0.00	96.52	4.20	4.35	13.58	0.16	1.20	**2226.19**	689.83	**30.99**
21	MALKANGIRI	1.11	0.01	1.05	6.31	0.69	10.97	0.03	0.00	0.00	10.50	1.10	10.45	1.95	0.00	0.00	**653.73**	152.18	**23.28**
22	MAYURBHANJ	44.20	1.28	2.89	82.79	8.69	10.50	7.37	0.00	0.00	226.66	31.65	13.96	9.20	0.01	0.08	**3054.68**	890.65	**29.16**
23	NABARANGPUR	3.00	0.22	7.46	20.00	1.66	8.28	0.84	0.00	0.00	168.50	1.61	0.95	3.88	0.00	0.00	**1461.83**	345.29	**23.62**
24	NAYAGARH	20.83	0.39	1.88	82.60	7.21	8.72	0.21	0.04	17.45	139.75	25.42	18.19	4.20	0.00	0.04	**1697.59**	563.57	**33.20**
25	NUAPADA	3.83	0.76	19.82	13.35	2.42	18.10	1.29	0.01	0.63	19.55	0.59	3.00	1.19	0.14	11.45	**824.31**	219.80	**26.66**
26	PURI	193.32	3.15	1.63	249.08	11.94	4.79	0.58	0.00	0.00	57.24	16.24	28.37	9.95	0.03	0.31	**3250.86**	744.35	**22.90**
27	RAYAGADA	6.87	2.18	31.72	45.12	8.32	18.43	1.29	0.01	0.78	71.80	4.59	6.39	1.69	0.69	40.98	**1282.51**	435.41	**33.95**
28	SAMBALPUR	38.34	3.78	9.85	114.11	19.16	16.79	1.38	0.00	0.05	58.00	2.95	5.09	3.33	0.00	0.00	**2884.60**	1223.79	**42.42**
29	SONEPUR	5.14	0.13	2.61	20.85	2.93	14.03	1.83	0.02	1.07	46.08	0.65	1.40	2.59	0.07	2.73	**905.11**	509.24	**56.26**
30	SUNDARGARH	62.46	5.90	9.44	244.94	22.03	8.99	0.75	0.05	6.30	76.42	45.23	59.18	3.32	0.64	19.42	**5249.15**	3450.24	**65.73**
	TOTAL	**1152.13**	**79.64**	**6.91**	**4970.15**	**501.33**	**10.09**	**123.66**	**2.08**	**1.68**	**6595.61**	**444.91**	**6.75**	**334.54**	**5.84**	**1.75**	**90395.70**	**33061.87**	**36.57**

** Amount in Crores*

Annexure - 10C

Bank group wise Achievement under ACP-2020-21 as on 30.09.2020

Amt. in crore

Sl	Name of Bank	Priority Sector		
		Target	Achievement	%
1	Public Sector Banks	54171.41	17689.01	32.65
2	Private Sector Banks	13792.17	4707.53	34.13
3	Regional Rural Banks	5088.68	2117.35	41.61
4	Co-operative Banks	17281.18	8448.71	48.89
5	Small Finance Bank	62.25	99.27	159.46
TOTAL		**90395.70**	**33061.87**	**36.57**

Annexure - 10D

Share of different banks groups in Agriculture Credit Outstanding on 30.09.2020

Amount in Crore

Name of the banks	Amount outstanding	Share in %
Public Sector Banks	14218.59	34.94
Private Sector Banks	6646.89	16.34
RRBs	4064.71	9.99
OSCB	15080.33	37.06
Small Finance Bank	679.29	1.67
Total	**40689.81**	**100.00**

Annexure-11

Financing under Agriculture as on 30.09.2020

Amount in Crore

Sl	Name Of Bank	Crop Loan					Total Agricultural Term Loan					Total Agriculture				
		Target (2020-21)	Disbursement (01.04.2020 to 30.09.2020)		Balance Outstanding as on 30.09.2020		Target (2020-21)	Disbursement (01.04.2020 to 30.09.2020)		Balance Outstanding as on 30.09.2020		Target (2020-21)	Disbursement (01.04.2020 to 30.09.2020)		Balance Outstanding as on 30.09.2020	
			No	Amt	No	Amt		No	Amt	No	Amt		No	Amt	No	Amt
1	Bank of Baroda	**455.73**	23944	154.42	57922	389.01	**399.87**	3119	76.47	16290	927.55	**855.60**	27063	230.89	74212	1316.56
2	Bank of India	**912.24**	31076	151.98	213644	883.46	**655.79**	10124	279.92	46242	513.67	**1568.02**	41200	431.90	259886	1397.13
3	Bank of Maharastra	**5.79**	6	0.08	31	0.99	**4.97**	0	0.00	11	0.54	**10.76**	6	0.08	42	1.53
4	Canara Bank	**500.20**	17958	114.54	71673	423.25	**441.00**	1742	20.42	54509	415.00	**941.20**	19700	134.96	126182	838.25
5	Central Bank of India	**176.25**	7501	55.61	28368	247.43	**147.87**	2447	15.17	6533	67.11	**324.13**	9948	70.78	34901	314.54
6	Indian Bank	**481.45**	11889	82.06	28166	359.90	**350.31**	7036	79.79	29278	348.08	**831.76**	18925	161.85	57444	707.98
7	Indian Overseas Bank	**324.11**	18205	170.36	49112	434.26	**249.62**	541	12.26	17192	459.21	**573.73**	18746	182.62	66304	893.47
8	Punjab & Sind Bank	**13.83**	103	1.32	95	1.26	**11.71**	101	2.20	91	2.13	**25.54**	204	3.52	186	3.39
9	Punjab National Bank	**750.32**	21430	161.60	124312	756.32	**579.03**	2061	72.10	35130	682.02	**1329.35**	23491	233.70	159442	1438.33
10	State Bank of India	**5601.27**	141036	954.36	378113	2693.51	**4440.37**	63197	1437.47	5760	1778.49	**10041.63**	204233	2391.82	383873	4472.00
11	UCO Bank	**716.81**	28199	187.48	174257	893.32	**615.32**	12669	95.46	20300	511.61	**1332.12**	40868	282.94	194557	1404.93
12	Union Bank of India	**950.47**	11157	373.29	200216	751.44	**795.44**	10175	124.00	87376	679.04	**1745.91**	21332	497.29	287592	1430.48
	Total Public Sector Banks	**10888.47**	**312504**	**2407.10**	**1325909**	**7834.13**	**8691.28**	**113212**	**2215.25**	**318712**	**6384.46**	**19579.75**	**425716**	**4622.35**	**1644621**	**14218.59**
13	Axis Bank Ltd	**745.87**	1668	62.93	36200	540.67	**556.69**	3004	109.31	142526	1795.99	**1302.56**	4672	172.24	178726	2336.66
14	Bandhan Bank	**51.52**	4162	27.85	10106	40.23	**48.07**	49799	162.25	230764	528.44	**99.60**	53961	190.10	240870	568.67
15	City Union Bank	**0.16**	0	0.00	46	0.38	**0.12**	0	0.00	0	0.00	**0.28**	0	0.00	46	0.38
16	DCB Bank Ltd	**61.84**	4845	56.12	9200	177.83	**45.93**	2596	39.87	31254	325.07	**107.78**	7441	95.99	40454	502.90
17	Federal Bank	**23.94**	10839	107.69	17899	145.20	**29.43**	148	2.90	248	-54.10	**53.37**	10987	110.59	18147	91.10
18	HDFC Bank	**482.71**	311	26.09	898	62.28	**411.01**	3992	45.72	163961	639.64	**893.72**	4303	71.81	164859	701.92
19	ICICI Bank	**474.41**	2390	60.63	4418	156.45	**394.27**	41483	354.34	110273	884.92	**868.68**	43873	414.97	114691	1041.37
20	IDBI Bank	**227.16**	11381	63.46	31733	187.37	**168.38**	1001	20.62	6215	232.49	**395.54**	12382	84.08	37948	419.86
21	Indus Ind Bank	**98.21**	0	0.00	0	0.00	**76.37**	1767	4.46	3619	9.02	**174.59**	1767	4.46	3619	9.02
22	Karnatak Bank Ltd.	**8.05**	0	0.00	0	0.00	**7.74**	10427	38.41	19522	165.15	**15.79**	10427	38.41	19522	165.15
23	Karur Vysya Bank	**0.96**	0	0.00	0	0.00	**0.68**	338	42.67	347	56.52	**1.64**	338	42.67	347	56.52
24	Kotak Mahindra Bank Ltd	**30.42**	0	0.00	0	0.00	**27.93**	23	0.39	6	0.53	**58.35**	23	0.39	6	0.53
25	Laxmi Vilas Bank	**1.10**	0	0.00	0	0.00	**0.93**	986	25.96	3856	217.96	**2.03**	986	25.96	3856	217.96
26	Standard Chartered Bank	**1.34**	0	0.00	0	0.00	**0.95**	0	0.00	0	0.00	**2.29**	0	0.00	0	0.00
27	The South Indian Bank Ltd.	**8.67**	0	0.00	0	0.00	**4.86**	9450	29.37	126565	276.09	**13.53**	9450	29.37	126565	276.09
28	Yes Bank	**82.99**	0	0.00	0	0.00	**47.61**	0	0.00	0	0.00	**130.61**	0	0.00	0	0.00
29	RBL Bank	**3.44**	0	0.00	0	0.00	**2.43**	5	2.05	8	0.53	**5.87**	5	2.05	8	0.53
30	IDFC Bank	**0.83**	0	0.00	0	0.00	**0.59**	3823	11.60	137622	258.22	**1.41**	3823	11.60	137622	258.22
31	Tamilnadu Mercantile Bank Ltd.	**0.03**	0	0.00	0	0.00	**0.03**	0	0.00	0	0.00	**0.06**	0	0.00	0	0.00
	Total Private Sector Banks	**2303.65**	**35596.00**	**404.77**	**110500**	**1310.42**	**1824.03**	**128842.00**	**889.91**	**976786**	**5336.47**	**4127.68**	**164438**	**1294.68**	**1087286**	**6646.89**
32	Odisha Gramya Bank	**679.87**	76172	321.53	254564	1396.46	**504.40**	6261	65.36	73074	597.06	**1184.27**	82433	386.88	327638	1993.52
33	Utkal Grameen Bank	**1217.52**	105119	592.82	253720	1373.09	**617.63**	8552	93.42	67849	698.10	**1835.15**	113671	686.24	321569	2071.19
	Total of RRBs	**1897.39**	**181291**	**914.34**	**508284**	**2769.55**	**1122.03**	**14813**	**158.78**	**140923**	**1295.16**	**3019.42**	**196104**	**1073.12**	**649207**	**4064.71**
34	Orissa State Co-Op. Bank	**14783.15**	1874052	8321.16	3317333	14445.25	**1760.75**	5948	69.24	73966	635.08	**16543.90**	1880000	8390.40	3391299	15080.33
	Total of Co-op Bank	**14783.15**	**1874052**	**8321.16**	**3317333**	**14445.25**	**1760.75**	**5948**	**69.24**	**73966**	**635.08**	**16543.90**	**1880000**	**8390.40**	**3391299**	**15080.33**
35	Jana Small Finance Bank	**3.84**	0	0.00	0	0.00	**3.04**	907	0.02	30494	118.20	**6.88**	907	0.02	30494	118.20
36	ESAF Small Finance Bank	**0.18**	0	0.00	0	0.00	**0.14**	590	1.27	2168	4.46	**0.32**	590	1.27	2168	4.46
37	Suryoday Small Finance Bank	**1.10**	0	0.00	0	0.00	**1.13**	12312	17.60	236313	425.22	**2.23**	12312	17.60	236313	425.22
38	Ujjivan Small Finance Bank	**0.97**	0	0.00	0	0.00	**0.63**	4524	17.31	50772	117.60	**1.60**	4524	17.31	50772	117.60
39	Utkarsh Small Finance Bank	**0.18**	0	0.00	0	0.00	**0.13**	2388	6.26	8666	13.81	**0.31**	2388	6.26	8666	13.81
	Total Small Finance Bank	**6.27**	**0.00**	**0.00**	**0.00**	**0.00**	**5.07**	**20721.00**	**42.46**	**328413.00**	**679.29**	**11.34**	**20721**	**42.46**	**328413**	**679.29**
	Grand Total	**29878.93**	**2403443**	**12047.37**	**5262026**	**26359.35**	**13403.17**	**283536**	**3375.64**	**1838800**	**14330.46**	**43282.10**	**2686979**	**15423.01**	**7100826**	**40689.81**

Annexure - 12

FINANCING UNDER KISSAN CREDIT CARD SCHEME UP TO 30.09.2020						(Amount in Crores)	
Sl	Name of Bank	No. of KCCs issued from 01.04.2020 to 30.09.2020		Total amount disbursed in KCC(Fresh+Existing)during 01.04.2020 to 30.09.2020		Balance O/S as on 30.09.2020	
		A/c	Amt.	A/c	Amt	A/c	Amt
1	Bank of Baroda	5137	22.34	23944	154.52	57922	389.00
2	Bank of India	8857	43.14	18725	88.25	181925	691.63
3	Bank of Maharastra	0	0.00	0	0.00	0	0.00
4	Canara Bank	2897	16.64	2897	16.64	19656	122.47
5	Central Bank of India	798	6.24	2670	25.72	28273	239.50
6	Indian Bank	1287	7.67	2197	13.62	24863	163.70
7	Indian Overseas Bank	11205	110.36	18205	170.36	49112	434.25
8	Punjab & Sind Bank	12	0.26	12	0.26	95	1.26
9	Punjab National Bank	3137	8.20	15156	153.40	14780	873.20
10	State Bank of India	141036	954.36	141036	954.36	378113	2693.51
11	UCO Bank	4020	22.50	28199	187.48	170489	838.27
12	Union Bank of India	35172	220.34	85158	370.52	200253	751.00
	Public Sector Banks	**213558**	**1412.05**	**338199**	**2135.13**	**1125481**	**7197.79**
13	Axis Bank Ltd	40	0.65	40	0.65	1305	30.48
14	Bandhan Bank	0	0.00	0	0.00	0	0.00
15	City Union Bank	0	0.00	0	0.00	0	0.00
16	DCB Bank Ltd	0	0.00	50	7.43	853	104.74
17	Federal Bank	24	0.42	0	0.00	252	6.75
18	HDFC Bank	4014	33.72	4243	45.39	164662	600.15
19	ICICI Bank	1719	47.67	1719	47.67	2731	135.31
20	IDBI Bank	1783	12.53	8021	19.80	14932	105.68
21	IDFC First Bank	0	0.00	0	0.00	0	0.00
22	Indus Ind Bank	0	0.00	0	0.00	0	0.00
23	Karnatak Bank Ltd.	0	0.00	0	0.00	0	0.00
24	Karur Vysya Bank	0	0.00	0	0.00	0	0.00
25	Kotak Mahindra Bank Ltd	0	0.00	0	0.00	1	0.01
26	Laxmi Vilas Bank	0	0.00	0	0.00	0	0.00
27	RBL Bank	0	0.00	0	0.00	0	0.00
28	Standard Chartered Bank	0	0.00	0	0.00	0	0.00
29	The South Indian Bank Ltd.	0	0.00	0	0.00	0	0.00
30	Yes Bank	0	0.00	0	0.00	34261	23.39
31	Tamilnadu Mercantile Bank	0	0.00	0	0.00	0	0.00
	Private Sector Banks	**7580**	**94.99**	**14073**	**120.94**	**218997**	**1006.51**
32	Odisha Gramya Bank	7240	38.00	57662	210.13	210795	1085.04
33	Utkal Grameen Bank	105119	592.82	105119	592.82	253720	1373.09
	RRBs	**112359**	**630.82**	**162781**	**802.95**	**464515**	**2458.13**
34	Orissa State Co-Op. Bank	82924	242.74	1874052	8321.16	3317333	14445.25
	Total of Co-op Bank	**82924**	**242.74**	**1874052**	**8321.16**	**3317333**	**14445.25**
35	Jana Small Finance Bank	0	0.00	0	0.00	0	0.00
36	ESAF Small Finance Bank	0	0.00	0	0.00	0	0.00
37	Suryoday Small Finance Bank	0	0.00	0	0.00	0	0.00
38	Ujjivan Small Finance Bank	0	0.00	0	0.00	0	0.00
39	Utkarsh Small Finance Bank	0	0.00	0	0.00	0	0.00
	Total Small Finance Bank	**0**	**0.00**	**0**	**0.00**	**0**	**0.00**
	TOTAL	**416421**	**2380.60**	**2389105**	**11380.18**	**5126326**	**25107.67**

Annexure-13

Financing under various Allied Agriculture schemes as on 30.09.2020 as per LBS MIS

Sl	Name of Bank	Dairy(Including DEDS)				Poultry				Fishery				AH-Sheep/Goatery/Piggery			
		Disbursement (01.04.2020 to 30.09.2020)		Balance outstanding as on 30.09.2020		Disbursement (01.04.2020 to 30.09.2020)		Balance outstanding as on 30.09.2020		Disbursement (01.04.2020 to 30.09.2020)		Balance outstanding as on 30.09.2020		Disbursement (01.04.2020 to 30.09.2020)		Balance outstanding as on 30.09.2020	
		A/c	Amt.	A/c	Amt	A/c	Amt	A/c	Amt.	A/c	Amt	A/c	Amt	A/c	Amt.	A/c	Amt
1	Bank of Baroda	335	3.16	4341	35.75	152	4.86	519	28.08	89	0.63	528	12.59	107	0.90	270	5.57
2	Bank of India	150	6.07	1812	14.74	61	11.10	657	23.47	425	16.97	1441	30.57	1	0.00	121	0.66
3	Bank of Maharastra	0	0.00	0	0.00	0	0.00	0	0.00	0	0.00	2	0.15	0	0.00	0	0.00
4	Canara Bank	421	1.69	2303	13.07	30	0.67	221	8.10	54	0.61	1547	7.25	4	0.06	194	1.46
5	Central Bank of India	43	0.75	899	8.39	22	1.58	174	9.15	38	0.55	226	3.51	17	0.21	303	1.95
6	Indian Bank	14	0.00	477	5.84	9	0.04	59	6.18	10	0.00	218	25.01	0	0.00	0	0.00
7	Indian Overseas Bank	20	0.26	790	8.40	152	4.40	295	28.24	7	0.17	140	5.56	6	0.07	179	1.67
8	Punjab & Sind Bank	69	1.41	59	1.20	0	0.00	0	0.00	0	0.00	0	0.00	0	0.00	0	0.00
9	Punjab National Bank	218	10.52	3058	55.55	423	5.17	1608	42.53	142	2.95	1139	37.74	158	1.68	977	21.89
10	State Bank of India	817	0.81	46964	411.14	1449	47.64	10250	212.53	40	1.28	5180	132.74	1577	34.30	12569	85.71
11	UCO Bank	728	2.93	4738	40.42	104	0.94	620	20.10	53	0.98	645	36.00	182	11.07	885	30.98
12	Union Bank of India	969	6.38	9220	25.24	9	0.15	7661	22.05	108	1.82	6655	16.55	13	0.18	292	1.50
	Public Sector Banks	**3784**	**33.99**	**74661**	**619.73**	**2411**	**76.55**	**22064**	**400.42**	**966**	**25.96**	**17721**	**307.66**	**2065**	**48.48**	**15790**	**151.39**
13	Axis Bank Ltd	55	1.68	18599	32.26	0	0.00	0	0.00	81	2.09	9334	19.25	0	0.00	0	0.00
14	Bandhan Bank	6453	25.67	27281	71.05	1353	7.06	5154	16.63	1358	5.87	8020	22.81	998	3.53	5469	10.74
15	City Union Bank	0	0.00	0	0.00	0	0.00	0	0.00	0	0.00	0	0.00	0	0.00	0	0.00
16	DCB Bank Ltd	0	0.00	25	0.08	0	0.00	0	0.00	0	0.00	0	0.00	0	0.00	0	0.00
17	Federal Bank	1	0.00	3	0.05	7	0.17	15	0.48	2	0.10	14	0.13	3	0.08	9	0.37
18	HDFC Bank	0	0.00	80	0.08	15	0.03	212	0.48	0	0.00	0	0.00	0	0.00	0	0.00
19	ICICI Bank	0	0.00	0	0.00	0	0.00	0	0.00	0	0.00	0	0.00	0	0.00	0	0.00
20	IDBI Bank	5	0.05	737	11.21	15	3.03	126	8.26	7	0.07	1842	6.14	1	0.03	15	0.61
21	Indus Ind Bank	1251	3.14	2060	5.14	3	0.01	10	0.03	37	0.09	72	0.20	103	0.26	170	0.42
22	Karnatak Bank Ltd.	0	0.00	0	0.00	0	0.00	0	0.00	0	0.00	0	0.00	0	0.00	0	0.00
23	Karur Vysya Bank	0	0.00	0	0.00	0	0.00	0	0.00	0	0.00	0	0.00	0	0.00	0	0.00
24	Kotak Mahindra Bank Ltd	0	0.00	0	0.00	0	0.00	0	0.00	0	0.00	0	0.00	0	0.00	0	0.00
25	Laxmi Vilas Bank	0	0.00	0	0.00	0	0.00	0	0.00	0	0.00	0	0.00	0	0.00	0	0.00
26	Standard Chartered Bank	0	0.00	0	0.00	0	0.00	0	0.00	0	0.00	0	0.00	0	0.00	0	0.00
27	The South Indian Bank Ltd.	0	0.00	0	0.00	0	0.00	0	0.00	0	0.00	0	0.00	0	0.00	0	0.00
28	Yes Bank	0	0.00	0	0.00	0	0.00	0	0.00	0	0.00	0	0.00	0	0.00	0	0.00
29	RBL Bank	0	0.00	0	0.00	0	0.00	0	0.00	0	0.00	0	0.00	0	0.00	0	0.00
30	IDFC Bank	0	0.00	0	0.00	0	0.00	0	0.00	0	0.00	0	0.00	0	0.00	0	0.00
31	Tamilnadu Mercantile Bank Lt	0	0.00	0	0.00	0	0.00	0	0.00	0	0.00	0	0.00	0	0.00	0	0.00
	Private Sector Banks	**7765**	**30.54**	**48785**	**119.87**	**1393**	**10.30**	**5517**	**25.88**	**1485**	**8.22**	**19282**	**48.52**	**1105**	**3.90**	**5663**	**12.14**
32	Odisha Gramya Bank	93	0.85	3325	29.01	140	1.88	1344	28.03	121	4.25	859	6.42	110	3.78	4946	30.01
33	Utkal Grameen Bank	2	0.01	1086	10.4713	3	7.41	65	26.33	2	0.01	475	4.85	1	0.01	1038	17.92
	RRBs	**95**	**0.86**	**4411**	**39.48**	**143**	**9.29**	**1409**	**54.35**	**123**	**4.27**	**1334**	**11.27**	**111**	**3.79**	**5984**	**47.93**
34	Orissa State Co-Op. Bank	159	1.40	13821	81.31	34	0.88	2283	29.19	154	3.70	2491	26.09	18	0.76	2555	12.68
	Total of Co-op Bank	**159**	**1.40**	**13821**	**81.31**	**34**	**0.88**	**2283**	**29.19**	**154**	**3.70**	**2491**	**26.09**	**18**	**0.76**	**2555**	**12.68**
35	Jana Small Finance Bank	3	0.02	2923	8.25	0	0.00	0	0.00	0	0.00	0	0.00	0	0.00	0	0.00
36	ESAF Small Finance Bank	0	0.00	1584	3.66	0	0.00	0	0.00	0	0.00	0	0.00	0	0.00	0	0.00
37	Suryoday Small Finance Bank	3	0.01	11	0.11	6134	15.00	92376	174.79	31	0.09	749	1.00	1025	2.51	23244	39.85
38	Ujjivan Small Finance Bank	258	2.43	1875	18.75	0	0.00	6	0.01	0	0.00	16	0.02	0	0.00	0	0.00
39	Utkarsh Small Finance Bank	0	0.00	0	0.00	0	0.00	0	0.00	0	0.00	0	0.00	0	0.00	0	0.00
	Total Small Finance Bank	**264**	**2.45**	**6393**	**30.77**	**6134**	**15.00**	**92382**	**174.80**	**31**	**0.09**	**765**	**1.01**	**1025**	**2.51**	**23244**	**39.85**
	TOTAL	**12067**	**69.24**	**148071**	**891.17**	**10115**	**112.02**	**123655**	**684.65**	**2759**	**42.23**	**41593**	**394.56**	**4324**	**59.44**	**53236**	**263.98**

Annexure - 14

MKUY status report as on 01-12-2020

Sl. No.	Bank Name		Go-Ahead	Sanction	Pending	Rejected
1	ALLHABAD BANK	INDIAN BANK	23	3	15	5
2	INDIAN BANK		36	17	17	2
3	ANDHRA BANK	UNION BANK OF INDIA	39	10	29	
4	UNION BANK OF INDIA		42	17	25	
5	CORPORATION BANK		14	2	12	
6	AXIS BANK		24	5	19	
7	BANDHAN BANK		2	0	2	
8	BANK OF BARODA	BANK OF BARODA	38	8	22	8
9	DENA BANK		5	2	3	
10	VIJAYA BANK		10	5	5	
11	BANK OF INDIA		61	9	52	
12	BANK OF MAHARASHTRA		1	0	1	
13	ANGUL UNITED CCC	OSCB	21	6	15	
14	BANKI CCB		12	2	10	
15	BCCB		1	0	1	
16	BERAHAMPUR CCB		7	0	7	
17	BOLANGIR DCCB		2	0	2	
18	BOUDH CCB		3	1	2	
19	CUTTACK DCCB		6	1	5	
20	DCCB BALASORE BHADRAK		16	6	10	
21	KENDRAPARA URBAN CO-OP BANK		2	1	1	
22	KEONJHAR CCB		4	2	2	
23	KHORDA CENTRAL COOP BANK		83	19	64	
24	KORAPUT CCB		4	0	4	
25	MAYURBHANJ DCCB		1	0	1	
26	NAYAGARH DCCB		8	3	2	3
27	UNITED PURI NIMAPARA CCB		5	0	5	
28	SAMBALPUR DCCB		19	3	16	
29	OSCB		1	0	1	
30	SUNDERGARH DCCB		4	3	1	
31	CANARA BANK	CANARA	67	9	58	
32	SYNDICATE BANK		28	5	22	1
33	CENTRAL BANK OF INDIA		27	4	23	
34	DCB BANK		1	1	0	
35	FEDERAL BANK		3	0	3	
36	HDFC BANK		14	2	12	
37	ICICI BANK		4	0	4	
38	IDBI BANK		77	22	48	7
39	INDIAN OVERSEAS BANK		32	10	20	2
40	KARNATAKA BANK		4	0	4	
41	NEELACHAL GRAMYA BANK	OGB	1	1	0	
42	ODISHA GRAMYA BANK		82	14	68	
43	ORIENTAL BANK OF COMMERCE	PUNJAB NATIONAL BANK	14	6	5	3
44	PUNJAB NATIONAL BANK		57	10	47	
45	UNITED BANK OF INDIA		29	19	10	
46	PUNJAB AND SIND BANK		6	2	4	
47	SOUTH INDIAN BANK		1	0	1	
48	STATE BANK OF INDIA		321	51	198	72
49	SUNDARAM FINANCE		1	1	0	
50	UCO BANK		59	10	49	
51	UTKAL GRAMEEN BANK		9	4	5	
52	Kotak Mahindra Bank		1	0	1	
	Total		**1332**	**296**	**933**	**103**

Annexure - 15

PROGRESS UNDER EDUCATION LOAN AS OF 30.09.2020

Amount in Crores

Sl	Name of Bank	Loan amount less than 10 lacs					Loan amount more than 10 lacs					TOTAL				
		Disbursement from 01.04.2020 to 30.09.2020		Balance O/S as on 30.09.2020		Amount Of Interest subsidy received	Disbursement from 01.04.2020 to 30.09.2020		Balance O/S as on 30.09.2020		Amount Of Interest subsidy received	Disbursement from 01.04.2020 to 30.09.2020		Balance O/S as on 30.09.2020		Amount Of Interest subsidy received
		A/C	Amt	A/C	Amt		A/C	Amt	A/C	Amt		A/C	Amt	A/C	Amt	
1	Bank of Baroda	0	0.00	5478	107.20	0.39	0	0.00	30	2.05	0.14	0	0.00	5508	109.25	0.53
2	Bank of India	240	2.63	4201	98.78	0.00	0	0.00	0	0.00	0.00	240	2.63	4201	98.78	0.00
3	Bank of Maharastra	5	0.53	80	3.84	0.00	0	0.00	0	0.00	0.00	5	0.53	80	3.84	0.00
4	Canara Bank	374	5.32	4718	134.93	0.03	0	0.00	283	34.26	0.00	374	5.32	5001	169.19	0.03
5	Central Bank of India	63	1.80	1406	43.94	0.00	64	2.98	276	45.96	0.00	127	4.78	1682	89.90	0.00
6	Indian Bank	194	7.54	1635	49.23	0.73	64	9.09	153	23.76	0.00	258	16.63	1788	72.99	0.73
7	Indian Overseas Bank	87	6.48	1589	30.21	0.00	5	1.00	5	7.00	0.00	92	7.48	1594	37.21	0.00
8	Punjab & Sind Bank	141	1.82	198	2.28	0.00	0	0.00	0	0.00	0.00	141	1.82	198	2.28	0.00
9	Punjab National Bank	294	5.85	5280	177.62	0.00	33	0.85	248	24.13	0.00	327	6.70	5528	201.75	0.00
10	State Bank of India	114	20.60	13370	468.26	0.00	550	25.50	1914	76.59	0.00	664	46.10	15284	544.85	0.00
11	UCO Bank	287	3.53	4712	142.75	0.00	0	0.00	128	22.86	0.00	287	3.53	4840	165.61	0.00
12	Union Bank of India	3	0.08	2138	82.16	0.00	1	0.12	301	6.01	0.00	4	0.20	2439	88.17	0.00
	Public Sector Banks	**1802**	**56.18**	**44805**	**1341.20**	**1.15**	**717**	**39.54**	**3338**	**242.62**	**0.14**	**2519**	**95.72**	**48143**	**1583.82**	**1.29**
13	Axis Bank Ltd	7	0.46	421	22.70	0.00	0	0.00	0	0.00	0.00	7	0.46	421	22.70	0.00
14	Bandhan Bank	0	0.00	1	0.00	0.00	0	0.00	0	0.00	0.00	0	0.00	1	0.00	0.00
15	City Union Bank	0	0.00	1	0.01	0.00	0	0.00	0	0.00	0.00	0	0.00	1	0.01	0.00
16	DCB Bank Ltd	28	0.84	54	1.29	0.00	0	0.00	0	0.00	0.00	28	0.84	54	1.29	0.00
17	Federal Bank	1	0.00	14	0.44	0.00	0	0.00	0	0.00	0.00	1	0.00	14	0.44	0.00
18	HDFC Bank	10	0.24	448	11.93	0.09	0	0.00	0	0.00	0.00	10	0.24	448	11.93	0.09
19	ICICI Bank	11	0.95	242	9.67	0.00	0	0.00	0	0.00	0.00	11	0.95	242	9.67	0.00
20	IDBI Bank	41	0.62	596	16.91	0.00	8	0.24	56	56.00	7.55	49	0.86	652	72.91	7.55
21	IDFC First Bank	0	0.00	0	0.00	0.00	0	0.00	0	0.00	0.00	0	0.00	0	0.00	0.00
22	Indus Ind Bank	0	0.00	0	0.00	0.00	0	0.00	0	0.00	0.00	0	0.00	0	0.00	0.00
23	Karnatak Bank Ltd.	0	0.00	11	0.32	0.00	0	0.00	8	0.46	0.00	0	0.00	19	0.78	0.00
24	Karur Vysya Bank	0	0.00	0	0.00	0.00	0	0.00	0	0.00	0.00	0	0.00	0	0.00	0.00
25	Kotak Mahindra Bank Ltd	0	0.00	0	0.00	0.00	0	0.00	0	0.00	0.00	0	0.00	0	0.00	0.00
26	Laxmi Vilas Bank	0	0.00	0	0.00	0.00	0	0.00	0	0.00	0.00	0	0.00	0	0.00	0.00
27	RBL Bank	19	0.06	126	0.25	0.00	0	0.00	0	0.00	0.00	19	0.06	126	0.25	0.00
28	Standard Chartered Bank	0	0.00	0	0.00	0.00	0	0.00	0	0.00	0.00	0	0.00	0	0.00	0.00
29	The South Indian Bank Ltd.	0	0.00	4	0.36	0.00	0	0.00	0	0.00	0.00	0	0.00	4	0.36	0.00
30	Yes Bank	0	0.00	0	0.00	0.00	0	0.00	0	0.00	0.00	0	0.00	0	0.00	0.00
31	Tamilnadu Mercantile Bank	0	0.00	1	0.04	0.00	0	0.00	0	0.00	0.00	0	0.00	1	0.04	0.00
	Private Sector Banks	**117**	**3.17**	**1919**	**63.92**	**0.09**	**8**	**0.24**	**64**	**56.46**	**7.55**	**125**	**3.41**	**1983**	**120.38**	**7.64**
32	Odisha Gramya Bank	9	0.08	1089	34.40	0.01	0	0.00	0	0.00	0.00	9	0.08	1089	34.40	0.01
33	Utkal Grameen Bank	2	0.03	371	9.84	0.00	0	0.00	0	0.00	0.00	2	0.03	371	9.84	0.00
	RRBs	**11**	**0.11**	**1460**	**44.24**	**0.01**	**0**	**0.00**	**0**	**0.00**	**0.00**	**11**	**0.11**	**1460**	**44.24**	**0.01**
34	Orissa State Co-Op. Bank	0	0.00	20	0.27	0.00	0	0.00	8	0.08	0.00	0	0.00	28	0.35	0.00
	Total of Co-op Bank	**0**	**0.00**	**20**	**0.27**	**0.00**	**0**	**0.00**	**8**	**0.08**	**0.00**	**0**	**0.00**	**28**	**0.35**	**0.00**
35	Jana Small Finance Bank	0	0.00	0	0.00	0.00	0	0.00	0	0.00	0.00	0	0.00	0	0.00	0.00
36	ESAF Small Finance Bank	0	0.00	0	0.00	0.00	0	0.00	0	0.00	0.00	0	0.00	0	0.00	0.00
37	Suryoday Small Finance Bank	0	0.00	0	0.00	0.00	0	0.00	0	0.00	0.00	0	0.00	0	0.00	0.00
38	Ujjivan Small Finance Bank	0	0.00	0	0.00	0.00	0	0.00	0	0.00	0.00	0	0.00	0	0.00	0.00
39	Utkarsh Small Finance Bank	0	0.00	0	0.00	0.00	0	0.00	0	0.00	0.00	0	0.00	0	0.00	0.00
	Total Small Finance Bank	**0**	**0.00**	**0**	**0.00**	**0.00**	**0**	**0.00**	**0**	**0.00**	**0.00**	**0**	**0.00**	**0**	**0.00**	**0.00**
	TOTAL	**1930**	**59.46**	**48204**	**1449.63**	**1.25**	**725**	**39.78**	**3410**	**299.16**	**7.69**	**2655**	**99.24**	**51614**	**1748.79**	**8.94**

Annexure - 16

PERFORMANCE UNDER HOUSING LOAN AS ON 30.09.2020 (Amount in Crores)					
Sl No.	Name of Bank	Disbursement made during the current year (01.04.2020 to 30.09.2020)		Balance outstanding as on 30.09.2020	
		No of A/c	Amt.	No of A/c	Amt
1	Bank of Baroda	627	61.14	16673	814.18
2	Bank of India	632	59.29	9613	883.43
3	Bank of Maharastra	66	20.51	480	59.21
4	Canara Bank	796	35.79	6941	732.26
5	Central Bank of India	321	12.34	1834	139.72
6	Indian Bank	608	72.19	5961	585.83
7	Indian Overseas Bank	317	56.14	3593	314.86
8	Punjab & Sind Bank	35	25.65	840	81.54
9	Punjab National Bank	869	51.55	12243	1296.23
10	State Bank of India	1895	459.00	46809	5479.00
11	UCO Bank	546	55.35	13428	834.74
12	Union Bank	452	68.01	11222	1154.24
Total Public Sector Banks		**7164**	**976.96**	**129637**	**12375.24**
13	Axis Bank Ltd	89	25.18	9826	976.30
14	Bandhan Bank	0	0.00	39	1.96
15	City Union Bank	0	0.00	7	0.84
16	DCB Bank Ltd	63	3.35	934	86.38
17	Federal Bank	16	1.45	204	17.77
18	HDFC Bank	462	4.86	3166	253.78
19	ICICI Bank	438	125.30	5473	1240.40
20	IDBI BANK	189	11.70	3833	342.59
21	IDFC First Bank	16	1.43	27	1.95
22	Indus Ind Bank	0	0.00	3	0.06
23	Karnatak Bank Ltd.	141	16.80	272	48.05
24	Karur Vysya Bank	0	0.00	0	0.00
25	Kotak Mahindra Bank Ltd	0	0.00	0	0.00
26	Laxmi Vilas Bank	0	0.00	0	0.00
27	RBL Bank	9	0.03	400	0.52
28	Standard Chartered Bank	0	0.00	0	0.00
29	The South Indian Bank Ltd.	0	0.00	0	0.00
30	Yes Bank	3	0.31	7	0.46
31	Tamilnadu Mercantile Bank	0	0.00	0	0.00
Total Private Sector Banks		**1426**	**190.41**	**24191**	**2971.06**
32	Odisha Gramya Bank	148	9.31	8406	212.91
33	Utkal Grameen Bank	142	7.06	3864	189.67
Total of RRBs		**290**	**16.37**	**12270**	**402.58**
34	Orissa State Co-Op. Bank	20	1.08	2164	33.62
Total of Co-operative		**20**	**1.08**	**2164**	**33.62**
35	Jana Small Finance Bank	72	0.49	196	1.07
36	ESAF Small Finance Bank	0	0.00	0	0.00
37	Suryoday Small Finance Bank	17	1.59	38	3.44
38	Ujjivan Small Finance Bank	41	0.77	989	9.80
39	Utkarsh Small Finance Bank	0	0.00	0	0.00
Total Small Finance Bank		**130**	**2.85**	**1223**	**14.31**
Grand Total		**9030**	**1187.67**	**169485**	**15796.81**

Annexure - 17

BANKING KEY INDICATOR AS ON 30.09.2020

Amount in Crores

Sl No.	Name of Bank	No. of Branches	Total Deposit	Advance Utilized in The State	Advance Sanctioned & Utilized in the State	Total P.S. Advance	Total Finance to Agril	Advance to MSME	Advance to Services Sector	Total Adv. to Weaker Section	Total Adv. to DRI	Advance to Women	Total Adv. to SC/ST	Investment In state govt. Bonds
1	Bank of Baroda	179	9453.61	4846.67	4566.67	4361.36	1316.56	2467.81	1229.55	2089.37	3.08	598.64	1189.29	0.00
2	Bank of India	254	20922.12	7307.80	7307.80	4962.51	1397.13	2582.53	1775.79	924.25	13.49	200.92	301.25	0.00
3	Bank of Maharastra	9	263.02	298.08	298.08	186.98	1.53	129.07	125.12	10.23	0.01	5.49	1.52	0.00
4	Canara Bank	293	16000.58	8778.64	6852.28	5335.20	838.25	3738.22	2348.04	301.59	2.53	1678.20	249.57	0.00
5	Central Bank of India	104	4539.30	1582.45	1582.45	1161.41	314.54	640.32	529.00	0.00	0.00	0.00	0.00	0.00
6	Indian Bank	210	11958.32	4495.87	4495.87	2605.94	707.98	1534.09	1228.19	425.68	0.80	363.39	121.01	0.00
7	Indian Overseas Bank	130	7464.23	2621.10	2621.10	2618.51	893.47	682.11	516.57	18.51	0.69	865.21	1521.10	0.00
8	Punjab & Sind Bank	18	658.30	1175.85	250.85	235.40	3.39	148.17	0.00	0.00	1.00	0.00	0.00	0.00
9	Punjab National Bank	371	17014.20	12412.53	12065.70	5385.52	1438.33	3142.84	2649.08	1344.55	2.30	1156.19	2969.12	0.00
10	State Bank of India	912	128784.00	60740.00	33540.25	11730.00	4472.00	5505.00	4362.00	3825.31	5.04	4356.90	2164.02	0.00
11	UCO Bank	249	17993.96	10230.16	6207.45	3934.90	1404.93	2567.99	1336.69	1601.19	2.82	663.32	248.41	349.54
12	Union Bank of India	375	29180.97	15194.61	10481.00	4523.39	1430.48	2532.82	1506.49	522.51	4.65	2131.52	125.37	0.00
	Total Public Sector Banks	**3104**	**264232.61**	**129683.76**	**90269.50**	**47041.12**	**14218.59**	**25670.97**	**17606.52**	**11063.19**	**36.41**	**12019.78**	**8890.66**	**349.54**
13	Axis Bank Ltd	181	17845.14	12643.31	12643.31	8973.53	2336.66	5539.03	1494.20	478.70	0.11	341.11	10.94	0.00
14	Bandhan Bank	182	1507.79	1549.34	1549.34	1507.67	568.67	721.65	549.50	1078.26	0.00	1242.09	117.72	0.00
15	City Union Bank	1	15.58	27.06	27.06	0.00	0.38	7.56	5.74	0.00	0.00	0.00	0.00	0.00
16	DCB Bank Ltd	43	857.20	1157.64	1157.64	913.05	502.90	359.57	308.18	409.63	0.00	172.37	0.78	0.00
17	Federal Bank	26	933.06	768.93	768.93	251.73	91.10	78.98	50.51	103.83	0.00	88.08	9.06	0.00
18	HDFC Bank	158	14582.15	11120.90	9461.75	3028.88	701.92	2214.00	112.95	793.67	0.00	1077.11	15.62	0.00
19	ICICI Bank	157	14865.73	9864.99	9864.99	3435.26	1041.37	2127.16	1932.99	937.65	0.00	2583.85	171.29	0.00
20	IDBI Bank	75	4935.53	2773.79	2062.32	1425.11	419.86	638.07	556.62	291.57	0.05	226.06	64.06	0.00
21	IDFC First Bank	14	211.58	439.07	439.07	27.80	9.02	16.65	15.14	12.65	0.00	12.37	1.86	0.00
22	Indus Ind Bank	48	2380.94	5354.37	5354.37	1454.35	165.15	1888.38	1273.32	103.77	0.00	292.46	28.58	0.00
23	Karnatak Bank Ltd.	8	399.03	711.26	711.26	226.12	56.52	148.59	119.69	0.01	0.00	0.05	0.30	0.00
24	Karur Vysya Bank	5	108.88	42.29	42.29	41.38	0.53	17.39	7.03	0.00	0.00	0.00	0.00	0.00
25	Kotak Mahindra Bank Ltd	19	1488.03	778.19	778.19	568.35	217.96	399.67	380.09	129.10	0.00	0.00	6.70	0.00
26	Laxmi Vilas Bank	5	63.59	19.26	19.26	6.25	0.00	0.00	0.00	0.00	0.00	0.00	0.00	0.00
27	RBL Bank	2	191.56	406.51	406.51	406.51	276.09	119.61	119.61	0.00	0.00	406.51	0.00	0.00
28	Standard Chartered Bank	1	137.28	0.00	0.00	0.00	0.00	0.00	0.00	0.00	0.00	0.00	0.00	0.00
29	The South Indian Bank Ltd.	3	173.77	409.20	409.20	132.42	0.53	74.61	74.61	0.00	0.00	0.00	0.00	0.00
30	Yes Bank	6	938.16	3371.34	3025.42	317.69	258.22	55.49	55.47	268.24	0.00	266.04	2.20	0.00
31	Tamilnadu Mercantile Bank	1	108.51	29.68	29.68	8.19	0.00	6.28	6.28	22.34	0.0003	1.93	0.01	0.00
	Total Private Sector Banks	**935**	**61743.51**	**51467.13**	**48750.59**	**22724.29**	**6646.89**	**14412.70**	**7061.93**	**4629.42**	**0.16**	**6710.03**	**429.12**	**0.00**
32	Odisha Gramya Bank	549	12949.35	5341.01	5341.01	4779.67	1993.52	1301.47	612.58	1779.25	1159.94	991.69	544.76	2929.70
33	Utkal Gramya Bank	436	7202.85	2988.39	2988.39	2741.66	2071.19	426.34	245.35	1070.43	0.00	710.91	1129.61	3702.04
	Total of RRBs	**985**	**20152.20**	**8329.40**	**8329.40**	**7521.33**	**4064.71**	**1727.81**	**857.93**	**2849.68**	**1159.94**	**1702.60**	**1674.37**	**6631.74**
	RIDF(NABARD)				20623.54	20623.54	20623.54							
34	Orissa State Co-Op. Bank	340	12359.59	15755.97	15755.97	15368.83	15080.33	27.99	27.33	13280.71	0.00	1705.11	3225.89	1004.88
	Total of Co-operative bank	**340**	**12359.59**	**15755.97**	**15755.97**	**15368.83**	**15080.33**	**27.99**	**27.33**	**13280.71**	**0.00**	**1705.11**	**3225.89**	**1004.88**
35	Jana Small Finance Bank	16	284.19	348.08	348.08	333.93	118.20	0.00	0.00	333.37	0.00	332.78	45.66	0.00
36	ESAF Small Finance Bank	2	20.72	4.46	4.46	4.46	4.46	0.00	0.00	4.46	0.00	4.46	1.99	0.00
37	Suryoday Small Finance Bank	79	91.64	900.77	900.77	504.53	425.22	56.36	56.20	427.91	0.00	453.77	52.23	0.00
38	Ujjivan Small Finance Bank	19	111.57	371.40	371.40	328.93	117.60	121.80	114.47	273.70	0.00	311.14	56.16	0.00
39	Utkarsh Small Finance Bank	33	28.27	42.34	42.34	42.18	13.81	12.81	11.50	42.18	0.00	42.18	8.69	0.00
	Total Small Finance Bank	**149**	**536.39**	**1667.05**	**1667.05**	**1214.03**	**679.29**	**190.97**	**182.17**	**1081.62**	**0.00**	**1144.33**	**164.73**	**0.00**
	GRAND TOTAL	**5513**	**359024.30**	**206903.31**	**185396.05**	**114493.14**	**61313.35**	**42030.43**	**25735.88**	**32904.62**	**1196.51**	**23281.85**	**14384.77**	**7986.16**

Annexure - 17

BANKING KEY INDICATOR AS ON 30.09.2020

Amt.in Crores

Sl No.	Name of Bank	No. of Branches	GROSS NPA	% of NPA to Total Advance	CD Ratio	% of P.S Adv to Total Adv	% of Agril Finance to Total Advance	% of Adv. To Weaker Section to PS Adv.	% of DRI Advance to Total Advance	% of Advance to Women to Total Advance	Creadit & Investment/Deposit ratio
1	Bank of Baroda	179	372.84	8.16	51.27	95.50	28.83	47.91	0.07	13.11	51.27
2	Bank of India	254	632.69	8.66	34.93	67.91	19.12	18.62	0.18	2.75	34.93
3	Bank of Maharastra	9	2.68	0.90	113.33	62.73	0.51	5.47	0.00	1.84	113.33
4	Canara Bank	293	335.20	4.89	54.86	77.86	12.23	5.65	0.04	24.49	54.86
5	Central Bank of India	104	173.20	10.95	34.86	73.39	19.88	0.00	0.00	0.00	34.86
6	Indian Bank	210	380.49	8.46	37.60	57.96	15.75	16.33	0.02	8.08	37.60
7	Indian Overseas Bank	130	633.22	24.16	35.12	99.90	34.09	0.71	0.03	33.01	35.12
8	Punjab & Sind Bank	18	9.00	3.59	178.62	93.84	1.35	0.00	0.40	0.00	178.62
9	Punjab National Bank	371	2252.39	18.67	72.95	44.63	11.92	24.97	0.02	9.58	72.95
10	State Bank of India	912	1015.00	3.03	47.16	34.97	13.33	32.61	0.02	12.99	47.16
11	UCO Bank	249	813.59	13.11	56.85	63.39	22.63	40.69	0.05	10.69	58.80
12	Union Bank of India	375	324.61	3.10	52.07	43.16	13.65	11.55	0.04	20.34	52.07
	Total Public Sector Banks	**3104**	**6944.91**	**7.69**	**49.08**	**52.11**	**15.75**	**23.52**	**0.04**	**13.32**	**49.21**
13	Axis Bank Ltd	181	83.48	0.66	70.85	70.97	18.48	5.33	0.00	2.70	70.85
14	Bandhan Bank	182	0.00	0.00	102.76	97.31	36.70	71.52	0.00	80.17	102.76
15	City Union Bank	1	0.00	0.00	173.68	0.00	1.42	#DIV/0!	0.00	0.00	173.68
16	DCB Bank Ltd	43	19.90	1.72	135.05	78.87	43.44	44.86	0.00	14.89	135.05
17	Federal Bank	26	6.23	0.81	82.41	32.74	11.85	41.25	0.00	11.45	82.41
18	HDFC Bank	158	119.59	1.26	76.26	32.01	7.42	26.20	0.00	11.38	76.26
19	ICICI Bank	157	0.00	0.00	66.36	34.82	10.56	27.29	0.00	26.19	66.36
20	IDBI Bank	75	152.48	7.39	56.20	69.10	20.36	20.46	0.00	10.96	56.20
21	IDFC First Bank	14	0.00	0.00	207.52	6.33	2.05	45.50	0.00	2.82	207.52
22	Indus Ind Bank	48	112.15	2.09	224.88	27.16	3.08	7.14	0.00	5.46	224.88
23	Karnatak Bank Ltd.	8	142.31	20.01	178.25	31.79	7.95	0.00	0.00	0.01	178.25
24	Karur Vysya Bank	5	0.00	0.00	38.84	97.85	1.25	0.00	0.00	0.00	38.84
25	Kotak Mahindra Bank Ltd	19	14.58	1.87	52.30	73.03	28.01	22.71	0.00	0.00	52.30
26	Laxmi Vilas Bank	5	3.69	19.16	30.29	32.45	0.00	0.00	0.00	0.00	30.29
27	RBL Bank	2	0.00	0.00	212.21	100.00	67.92	0.00	0.00	100.00	212.21
28	Standard Chartered Bank	1	0.00	#DIV/0!	0.00	#DIV/0!	#DIV/0!	#DIV/0!	#DIV/0!	#DIV/0!	0.00
29	The South Indian Bank Ltd.	3	0.06	0.01	235.48	32.36	0.13	0.00	0.00	0.00	235.48
30	Yes Bank	6	0.95	0.03	359.36	10.50	8.54	84.43	0.00	8.79	359.36
31	Tamilnadu Mercantile Bank	1	0.02	0.07	27.35	27.59	0.00	272.77	0.00	6.50	27.35
	Total Private Sector Banks	**935**	**655.44**	**1.34**	**83.36**	**46.61**	**13.63**	**20.37**	**0.00**	**13.76**	**83.36**
32	Odisha Gramya Bank	549	1304.80	24.43	41.25	89.49	37.32	37.23	21.72	18.57	63.87
33	Utkal Gramya Bank	436	867.28	29.02	41.49	91.74	69.31	39.04	0.00	23.79	92.89
	Total of RRBs	**985**	**2172.08**	**26.08**	**41.33**	**90.30**	**48.80**	**37.89**	**13.93**	**20.44**	**74.24**
	RIDF(NABARD)	0	0.00	0.00	0.00	100.00	100.00	0.00	0.00	0.00	0.00
34	Orissa State Co-Op. Bank	340	128.92	0.82	127.48	97.54	95.71	86.41	0.00	10.82	135.61
	Total of Co-operative bank	**340**	**128.92**	**0.82**	**127.48**	**97.54**	**95.71**	**86.41**	**0.00**	**10.82**	**135.61**
35	Jana Small Finance Bank	16	1.97	0.57	122.48	95.93	33.96	99.83	0.00	95.60	122.48
36	ESAF Small Finance Bank	2	0.00	0.00	21.53	100.00	100.00	100.00	0.00	100.00	21.53
37	Suryoday Small Finance Bank	79	18.04	2.00	982.94	56.01	47.21	84.81	0.00	50.38	982.94
38	Ujjivan Small Finance Bank	19	6.95	1.87	332.89	88.56	31.66	83.21	0.00	83.77	332.89
39	Utkarsh Small Finance Bank	33	0.00	0.00	149.77	99.62	32.62	100.00	0.00	99.62	149.77
	Total Small Finance Bank	**149**	**26.96**	**1.62**	**310.79**	**72.83**	**40.75**	**89.09**	**0.00**	**68.64**	**310.79**
	GRAND TOTAL	**5513**	**9928.31**	**6.03**	**57.63**	**61.76**	**33.07**	**28.74**	**0.65**	**12.56**	**59.85**

Annexure - 18

BANK-WISE & AREA WISE DEPOSITS ADVANCES & CD RATIO AS ON 30.09.2020

(Amt. in Crores)

Sl No.	Name of Bank	Rural				Semi Urban			
		No. of Branches	Deposit	Advance	CD Ratio	No. of Branches	Deposit	Advance	CD Ratio
1	Bank of Baroda	62	2298.61	901.21	39.21	66	2874.52	1401.17	48.74
2	Bank of India	140	6046.27	1987.50	32.87	54	7866.47	1240.60	15.77
3	Bank of Maharastra	0	0.00	0.00	#DIV/0!	3	26.52	21.39	80.66
4	Canara Bank	128	2701.63	1011.20	37.43	86	2872.26	1347.30	46.91
5	Central Bank of India	41	1304.37	404.79	31.03	38	1305.33	429.60	32.91
6	Indian Bank	91	2683.54	658.11	24.52	68	3044.78	830.05	27.26
7	Indian Overseas Bank	64	2178.02	732.81	33.65	36	2090.00	641.21	30.68
8	Punjab & Sind Bank	6	25.00	10.00	40.00	3	130.00	53.00	40.77
9	Punjab National Bank	170	5802.91	1546.73	26.65	124	4957.27	2224.69	44.88
10	State Bank of India	528	32819.83	7465.17	22.75	207	37989.79	9770.65	25.72
11	UCO Bank	138	6467.26	1740.13	26.91	71	4238.38	1038.85	24.51
12	Union Bank of India	137	2521.07	1158.00	45.93	144	7069.42	3414.00	48.29
Total Public Sector Banks		**1505**	**64848.51**	**17615.65**	**27.16**	**900**	**74464.74**	**22412.51**	**30.10**
13	Axis Bank Ltd	52	1238.68	760.41	61.39	78	5138.22	5550.65	108.03
14	Bandhan Bank	77	73.24	188.26	257.05	79	535.20	555.47	103.79
15	City Union Bank	0	0.00	0.00	#DIV/0!	0	0.00	0.00	#DIV/0!
16	DCB Bank Ltd	17	267.67	471.70	176.22	20	244.01	286.82	117.54
17	Federal Bank	6	38.37	38.11	99.31	13	298.55	318.83	106.79
18	HDFC Bank	48	923.99	969.39	104.91	51	3110.65	3947.07	126.89
19	ICICI Bank	53	3321.04	2972.52	89.51	55	3546.67	2866.46	80.82
20	IDBI Bank	23	355.84	162.33	45.62	32	1811.80	607.11	33.51
21	IDFC First Bank	1	3.92	4.28	109.18	8	45.63	31.76	69.60
22	Indus Ind Bank	6	150.57	2991.83	1987.00	26	772.62	740.60	95.86
23	Karnatak Bank Ltd.	0	0.00	0.00	#DIV/0!	2	42.31	40.62	96.01
24	Karur Vysya Bank	1	20.88	0.00	0.00	0	0.00	0.00	#DIV/0!
25	Kotak Mahindra Bank Ltd	0	0.00	0.00	#DIV/0!	6	242.99	7.52	3.09
26	Laxmi Vilas Bank	2	11.59	3.33	28.73	0	0.00	0.00	#DIV/0!
27	RBL Bank	0	0.00	0.00	#DIV/0!	0	0.00	0.00	#DIV/0!
28	Standard Chartered Bank	0	0.00	0.00	#DIV/0!	0	0.00	0.00	#DIV/0!
29	The South Indian Bank Ltd.	1	0.00	0.00	#DIV/0!	0	0.00	0.00	#DIV/0!
30	Yes Bank	0	0.00	0.00	#DIV/0!	0	0.00	0.00	#DIV/0!
31	Tamilnadu Mercantile Bank	0	0.00	0.00	#DIV/0!	0	0.00	0.00	#DIV/0!
Total Private Sector Banks		**287**	**6405.79**	**8562.16**	**133.66**	**370**	**15788.65**	**14952.91**	**94.71**
32	Odisha Gramya Bank	471	9835.59	3982.10	40.49	50	1914.82	715.45	37.36
33	Utkal Gramya Bank	366	4667.70	2172.58	46.54	54	1918.18	479.38	24.99
Total of RRBs		**837**	**14503.29**	**6154.68**	**42.44**	**104**	**3833.00**	**1194.83**	**31.17**
RIDF(NABARD)		0	0.00	20623.54	0.00	0	0.00	0.00	0.00
34	Orissa State Co-Op. Bank	172	6205.75	8520.83	137.31	106	3948.86	4844.96	**122.69**
Total of Co-op Bank		**172**	**6205.75**	**8520.83**	**137.31**	**106**	**3948.86**	**4844.96**	**122.69**
35	Jana Small Finance Bank	4	0.22	15.79	7177.27	5	61.47	115.27	**187.52**
36	ESAF Small Finance Bank	0	0.00	0.00	#DIV/0!	0	0.00	0.00	**#DIV/0!**
37	Suryoday Small Finance Bank	38	2.91	84.70	2910.65	27	0.34	424.68	**######**
38	Ujjivan Small Finance Bank	8	13.44	49.84	370.83	4	13.43	81.02	**603.28**
39	Utkarsh Small Finance Bank	12	0.12	5.53	4608.33	19	1.94	36.29	**1870.62**
Total Small Finance Bank		**62**	**16.69**	**155.86**	933.85	**55**	**77.18**	**657.26**	**851.59**
Grand Total		**2863**	**91980.03**	**61632.72**	**67.01**	**1535**	**98112.43**	**44062.47**	**44.91**

Annexure - 18

BANK-WISE & AREA WISE DEPOSITS ADVANCES & CD RATIO AS ON 30.09.2020								Amt.in Crores	
Sl No.	Name of Bank	Urban				Total			
		No. of Branches	Deposit	Advance	CD Ratio	Total No of Branches	Deposit	Advance	CD Ratio
1	Bank of Baroda	51	4280.48	2264.29	52.90	179	9453.61	4566.67	48.31
2	Bank of India	60	7009.38	4079.70	58.20	254	20922.12	7307.80	34.93
3	Bank of Maharastra	6	236.50	276.69	116.99	9	263.02	298.08	113.33
4	Canara Bank	79	10426.69	4493.78	43.10	293	16000.58	6852.28	42.83
5	Central Bank of India	25	1929.60	748.06	38.77	104	4539.30	1582.45	34.86
6	Indian Bank	51	6230.00	3007.71	48.28	210	11958.32	4495.87	37.60
7	Indian Overseas Bank	30	3196.21	1247.08	39.02	130	7464.23	2621.10	35.12
8	Punjab & Sind Bank	9	503.30	187.85	37.32	18	658.30	250.85	38.11
9	Punjab National Bank	77	6254.02	8294.28	132.62	371	17014.20	12065.70	70.92
10	State Bank of India	177	57974.38	16304.43	28.12	912	128784.00	33540.25	26.04
11	UCO Bank	40	7288.32	3428.47	47.04	249	17993.96	6207.45	34.50
12	Union Bank of india	94	19590.48	5909.00	30.16	375	29180.97	10481.00	35.92
Total Public Sector Banks		**699**	**124919.36**	**50241.34**	**40.22**	**3104**	**264232.61**	**90269.50**	**34.16**
13	Axis Bank Ltd	51	11468.24	6332.25	55.22	181	17845.14	12643.31	70.85
14	Bandhan Bank	26	899.35	805.61	89.58	182	1507.79	1549.34	102.76
15	City Union Bank	1	15.58	27.06	173.68	1	15.58	27.06	173.68
16	DCB Bank Ltd	6	345.52	399.12	115.51	43	857.20	1157.64	135.05
17	Federal Bank	7	596.14	411.99	69.11	26	933.06	768.93	82.41
18	HDFC Bank	59	10547.51	4545.29	43.09	158	14582.15	9461.75	64.89
19	ICICI Bank	49	7998.02	4026.01	50.34	157	14865.73	9864.99	66.36
20	IDBI Bank	20	2767.89	1292.88	46.71	75	4935.53	2062.32	41.79
21	IDFC First Bank	5	162.03	403.03	248.74	14	211.58	439.07	207.52
22	Indus Ind Bank	16	1457.75	1621.94	111.26	48	2380.94	5354.37	224.88
23	Karnatak Bank Ltd.	6	356.72	670.64	188.00	8	399.03	711.26	178.25
24	Karur Vysya Bank	4	88.00	42.29	48.06	5	108.88	42.29	38.84
25	Kotak Mahindra Bank Ltd	13	1245.04	770.67	61.90	19	1488.03	778.19	52.30
26	Laxmi Vilas Bank	3	52.00	15.93	30.63	5	63.59	19.26	30.29
27	RBL Bank	2	191.56	406.51	212.21	2	191.56	406.51	212.21
28	Standard Chartered Bank	1	137.28	0.00	0.00	1	137.28	0.00	0.00
29	The South Indian Bank Ltd.	2	173.77	409.20	235.48	3	173.77	409.20	235.48
30	Yes Bank	6	938.16	3025.42	322.48	6	938.16	3025.42	322.48
31	Tamilnadu Mercantile Bank	1	108.51	29.68	27.35	1	108.51	29.68	27.35
Total Private Sector Banks		**278**	**39549.07**	**25235.52**	**63.81**	**935**	**61743.51**	**48750.59**	**78.96**
32	Odisha Gramya Bank	28	1198.94	643.46	53.67	549	12949.35	5341.01	41.25
33	Utkal Gramya Bank	16	616.97	336.43	54.53	436	7202.85	2988.39	41.49
Total of RRBs		**44**	**1815.91**	**979.89**	**53.96**	**985**	**20152.20**	**8329.40**	**41.33**
RIDF(NABARD)		0	0.00	0.00	#DIV/0!	0	0.00	20623.54	0.00
34	Orissa State Co-Op. Bank	62	2204.98	2390.18	108.40	340	12359.59	15755.97	127.48
Total of Co-op Bank		**62**	**2204.98**	**2390.18**	**108.40**	**340**	**12359.59**	**15755.97**	**127.48**
35	Jana Small Finance Bank	7	222.50	217.02	97.54	16	284.19	348.08	122.48
36	ESAF Small Finance Bank	2	20.72	4.46	21.53	2	20.72	4.46	21.53
37	Suryoday Small Finance Bank	14	88.39	391.39	442.80	79	91.64	900.77	982.94
38	Ujjivan Small Finance Bank	7	84.70	240.54	283.99	19	111.57	371.40	332.89
39	Utkarsh Small Finance Bank	2	26.21	0.52	1.98	33	28.27	42.34	149.77
Total Small Finance Bank		**32**	**442.52**	**853.93**	**192.97**	**149**	**536.39**	**1667.05**	**310.79**
Grand Total		**1115**	**168931.84**	**79700.86**	**47.18**	**5513**	**359024.30**	**185396.05**	**51.64**

Annexure - 19

NPA Position as on 30.09.2020 under various sectors

Amt in Crores

		Short Term Crop Loan			Agriculture Term Loans			Allied Activities Advances			Total Agriculture Advance (Direct) Excluding Agr Infra & Ancillary activities		
		Outstanding	NPA		Outstanding	NPA		Outstanding	NPA		Outstanding	NPA	
Sl	Bank Name	Amount	Amount	% of NPA to total Outstanding	Amount	Amount	% of NPA to total Outstanding	Amount	Amount	% of NPA to total Outstanding	Amount	Amount	% of NPA to total Outstanding
1	Bank of Baroda	389.01	25.88	6.65	349.43	8.76	2.51	578.13	84.78	14.66	1316.57	119.42	9.07
2	Bank of India	883.46	145.53	16.47	389.77	86.37	22.16	123.91	19.26	15.54	1397.14	251.16	17.98
3	Bank of Maharastra	0.99	0.14	14.14	0.54	0.00	0.00	0.00	0.00	#DIV/0!	1.53	0.14	9.15
4	Canara Bank	423.25	17.48	4.13	434.10	23.04	5.31	73.63	8.32	11.30	930.98	48.84	5.25
5	Central Bank of India	247.43	17.35	7.01	43.00	17.62	40.98	23.46	10.19	43.44	313.89	45.16	14.39
6	Indian Bank	359.90	37.27	10.36	348.08	68.25	19.61	60.85	16.01	26.31	768.83	121.53	15.81
7	Indian Overseas Bank	434.26	90.55	20.85	47.18	16.44	34.85	98.93	36.21	36.60	580.37	143.20	24.67
8	Punjab & Sind Bank	1.26	0.40	31.86	0.78	0.00	0.00	1.35	0.27	20.00	3.39	0.67	19.79
9	Punjab National Bank	756.32	99.84	13.20	334.33	144.63	43.26	157.71	17.28	10.96	1248.36	261.75	20.97
10	State Bank of India	2693.51	463.18	17.20	1129.90	42.35	3.75	648.51	101.43	15.64	4471.92	606.96	13.57
11	UCO Bank	893.32	98.23	11.00	298.54	48.99	16.41	327.05	52.74	16.13	1518.91	199.96	13.16
12	Union Bank of India	751.44	32.22	4.29	679.00	52.88	7.79	166.08	73.86	44.47	1596.52	158.96	9.96
	Total Public Sector Banks	**7834.13**	**1028.07**	**13.12**	**4054.65**	**509.33**	**12.56**	**2259.61**	**420.35**	**18.60**	**14148.39**	**1957.75**	**13.84**
13	Axis Bank Ltd	540.67	12.44	2.30	706.04	6.33	0.90	51.50	3.55	6.89	1298.21	22.32	1.72
14	Bandhan Bank	40.23	0.00	0.00	0.00	0.00	#DIV/0!	568.57	0.00	0.00	608.80	0.00	0.00
15	City Union Bank	0.38	0.00	0.00	0.00	0.00	#DIV/0!	0.00	0.00	#DIV/0!	0.38	0.00	0.00
16	DCB Bank Ltd	177.83	1.76	0.99	268.69	5.80	2.16	56.38	1.03	1.83	502.90	8.59	1.71
17	Federal Bank	145.20	0.63	0.43	4.61	0.16	3.47	4.25	0.43	10.12	154.06	1.22	0.79
18	HDFC Bank	62.28	2.63	4.22	553.08	13.09	2.37	86.56	0.00	0.00	701.92	15.72	2.24
19	ICICI Bank	156.45	0.00	0.00	884.92	0.00	0.00	0.00	0.00	#DIV/0!	1041.37	0.00	0.00
20	IDBI Bank	187.37	34.23	18.27	203.31	16.20	7.97	20.89	15.15	72.52	411.57	65.58	15.93
21	IDFC First Bank	0.00	0.00	#DIV/0!	3.22	0.00	0.00	5.81	0.00	0.00	9.03	0.00	0.00
22	Indus Ind Bank	0.00	0.00	#DIV/0!	165.15	41.18	24.94	0.00	0.00	#DIV/0!	165.15	41.18	24.94
23	Karnatak Bank Ltd.	0.00	0.56	#DIV/0!	8.85	0.50	5.65	4.58	0.00	0.00	13.43	1.06	7.89
24	Karur Vysya Bank	0.00	0.00	#DIV/0!	0.00	0.00	#DIV/0!	0.00	0.00	#DIV/0!	0.00	0.00	#DIV/0!
25	Kotak Mahindra Bank Ltd	0.00	0.00	#DIV/0!	114.63	6.80	5.93	51.87	0.00	0.00	166.50	6.80	4.08
26	Laxmi Vilas Bank	0.00	0.00	#DIV/0!	0.00	0.00	#DIV/0!	0.00	0.00	#DIV/0!	0.00	0.00	#DIV/0!
27	RBL Bank	0.00	0.00	#DIV/0!	0.00	0.00	#DIV/0!	0.00	0.00	#DIV/0!	0.00	0.00	#DIV/0!
28	Standard Chartered Bank	0.00	0.00	#DIV/0!	0.00	0.00	#DIV/0!	0.00	0.00	#DIV/0!	0.00	0.00	#DIV/0!
29	The South Indian Bank Ltd.	0.00	0.00	#DIV/0!	0.00	0.00	#DIV/0!	0.00	0.00	#DIV/0!	0.00	0.00	#DIV/0!
30	Yes Bank	0.00	0.00	#DIV/0!	258.22	0.00	0.00	0.00	0.00	#DIV/0!	258.22	0.00	0.00
31	Tamilnadu Mercantile Bank	0.00	0.00	#DIV/0!	0.00	0.00	#DIV/0!	0.00	0.00	#DIV/0!	0.00	0.00	#DIV/0!
	Total Private Sector Banks	**1310.42**	**52.25**	**3.99**	**3170.72**	**90.06**	**2.84**	**850.41**	**20.16**	**2.37**	**5331.55**	**162.47**	**3.05**
32	Odisha Gramya Bank	1396.46	397.01	28.43	276.95	108.34	39.12	320.11	98.94	30.91	1993.52	604.29	30.31
33	Utkal Grameen Bank	1373.09	341.68	24.88	96.23	85.4	88.75	601.87	244.00	40.54	2071.19	671.08	32.40
	Total Of RRBs	**2769.55**	**738.69**	**26.67**	**373.18**	**193.74**	**51.92**	**921.98**	**342.94**	**37.20**	**4064.71**	**1275.37**	**31.38**
34	Orissa State Co-Op. Bank	14445.25	14.56	0.10	188.26	16.43	8.73	261.44	10.19	3.90	14894.95	41.18	0.28
	Total of Co-operative Banks	**14445.25**	**14.56**	**0.10**	**188.26**	**16.43**	**8.73**	**261.44**	**10.19**	**3.90**	**14894.95**	**41.18**	**0.28**
35	Jana Small Finance Bank	0.00	0.00	#DIV/0!	8.25	0.09	1.09	109.95	0.33	0.30	118.20	0.42	0.36
36	ESAF Small Finance Bank	0.00	0.00	#DIV/0!	0.00	0.00	#DIV/0!	0.00	0.00	#DIV/0!	0.00	0.00	#DIV/0!
37	Suryoday Small Finance Bank	0.00	0.00	#DIV/0!	27.53	1.04	3.78	397.69	14.48	3.64	425.22	15.52	3.65
38	Ujjivan Small Finance Bank	0.00	0.00	#DIV/0!	2.28	0.01	0.53	115.33	2.83	2.45	117.60	2.84	2.41
39	Utkarsh Small Finance Bank	0.00	0.00	#DIV/0!	0.00	0.00	#DIV/0!	0.00	0.00	#DIV/0!	0.00	0.00	#DIV/0!
	Total Small Finance Bank	**0.00**	**0.00**	**#DIV/0!**	**35.78**	**1.13**	**3.16**	**507.64**	**14.81**	**2.92**	**543.42**	**15.94**	**2.93**
	GrandTotal	**26359.35**	**1833.57**	**6.96**	**7822.59**	**810.69**	**10.36**	**4801.08**	**808.45**	**16.84**	**38983.02**	**3452.71**	**8.86**

Annexure - 19

NPA Position as on 30.09.2020 under various sectors

Amt in Crores

Sl	Bank Name	MSME Sector Advance			Education Loan Advance			Housing Loan Advance			Other Priority Sector Advance		
		Outstanding	NPA		Outstanding	NPA		Outstanding	NPA		Outstanding	NPA	
		Amt	Amt	% of NPA to total Outstanding	Amt	Amt	% of NPA to total Outstanding	Amt	Amt	% of NPA to total Outstanding	Amt	Amt	% of NPA to total Outstanding
1	Bank of Baroda	2467.81	208.94	8.47	109.25	16.73	15.31	814.18	26.73	3.28	10.56	1.02	9.66
2	Bank of India	2582.53	258.29	10.00	98.78	21.93	22.20	883.43	22.94	2.60	0.64	0.26	40.63
3	Bank of Maharastra	129.07	2.31	1.79	3.84	0.00	0.00	59.21	0.23	0.39	10.18	0.00	0.00
4	Canara Bank	3738.22	190.47	5.10	169.19	13.46	7.96	732.26	8.98	1.23	255.48	16.17	6.33
5	Central Bank of India	640.32	100.61	15.71	89.90	7.56	8.41	139.72	9.97	7.14	0.17	0.08	47.06
6	Indian Bank	1534.09	161.92	10.55	72.99	16.46	22.55	585.83	17.85	3.05	43.86	0.54	1.23
7	Indian Overseas Bank	682.11	171.00	25.07	37.21	6.80	18.27	314.86	19.60	6.22	540.93	208.19	38.49
8	Punjab & Sind Bank	148.17	5.47	3.69	2.28	0.31	13.60	81.54	2.55	3.13	0.00	0.00	#DIV/0!
9	Punjab National Bank	3142.84	537.19	17.09	201.75	33.52	16.61	1296.23	27.56	2.13	281.86	11.18	3.97
10	State Bank of India	5505.00	248.45	4.51	544.85	34.95	6.41	5479.00	15.00	0.27	374.00	11.00	2.94
11	UCO Bank	2567.99	304.93	11.87	165.61	25.33	15.29	834.74	22.78	2.73	245.83	56.77	23.09
12	Union Bank of India	2532.82	251.23	9.92	88.17	10.38	11.77	1154.24	10.12	0.88	509.61	48.78	9.57
Total Public Sector Banks		**25670.97**	**2440.81**	**9.51**	**1583.82**	**187.43**	**11.83**	**12375.24**	**184.31**	**1.49**	**2273.12**	**353.99**	**15.57**
13	Axis Bank Ltd	5539.03	45.27	0.82	22.70	0.74	3.26	976.30	0.36	0.04	132.21	0.51	0.39
14	Bandhan Bank	721.65	0.00	0.00	0.00	0.00	#DIV/0!	1.96	0.00	0.00	215.49	0.00	0.00
15	City Union Bank	7.56	0.00	0.00	0.01	0.00	0.00	0.84	0.00	0.00	0.00	0.00	#DIV/0!
16	DCB Bank Ltd	359.57	6.44	1.79	1.29	0.00	0.00	86.38	0.79	0.91	9.60	0.05	0.52
17	Federal Bank	78.98	0.22	0.28	0.44	0.10	22.73	17.77	0.19	1.07	0.46	0.01	1.24
18	HDFC Bank	2214.00	36.81	1.66	11.93	0.06	0.50	253.78	0.29	0.11	536.19	10.21	1.90
19	ICICI Bank	2127.16	0.00	0.00	9.67	0.00	0.00	1240.40	0.00	0.00	8.73	0.00	0.00
20	IDBI Bank	638.07	53.86	8.44	72.91	2.34	3.21	342.59	3.29	0.96	0.09	0.00	0.00
21	IDFC First Bank	16.65	0.00	0.00	0.00	0.00	#DIV/0!	1.95	0.00	0.00	0.00	0.00	#DIV/0!
22	Indus Ind Bank	1888.38	58.28	3.09	0.00	0.00	#DIV/0!	0.06	0.06	93.33	0.00	0.00	#DIV/0!
23	Karnatak Bank Ltd.	148.59	1.36	0.92	0.78	0.19	24.36	48.05	1.03	2.14	0.10	0.01	10.00
24	Karur Vysya Bank	17.39	0.00	0.00	0.00	0.00	#DIV/0!	0.00	0.00	#DIV/0!	0.00	0.00	#DIV/0!
25	Kotak Mahindra Bank Ltd	399.67	7.01	1.75	0.00	0.00	#DIV/0!	0.00	0.00	#DIV/0!	2.19	0.00	0.00
26	Laxmi Vilas Bank	0.00	0.00	#DIV/0!	0.00	0.00	#DIV/0!	0.00	0.00	#DIV/0!	19.26	3.69	19.16
27	RBL Bank	119.61	0.00	0.00	0.25	0.00	0.00	0.52	0.00	0.00	0.00	0.00	#DIV/0!
28	Standard Chartered Bank	0.00	0.00	#DIV/0!	0.00	0.00	#DIV/0!	0.00	0.00	#DIV/0!	0.00	0.00	#DIV/0!
29	The South Indian Bank Ltd.	74.61	0.00	0.00	0.36	0.00	0.00	0.00	0.00	#DIV/0!	0.06	0.06	100.00
30	Yes Bank	55.49	0.00	0.00	0.00	0.00	#DIV/0!	0.46	0.00	0.00	3.51	0.00	0.00
31	Tamilnadu Mercantile Bank	6.28	0.02	0.32	0.04	0.00	0.00	0.00	0.00	#DIV/0!	0.00	0.00	#DIV/0!
Total Private Sector Banks		**14412.70**	**209.27**	**1.45**	**120.38**	**3.43**	**2.85**	**2971.06**	**6.01**	**0.20**	**927.89**	**14.54**	**1.57**
32	Odisha Gramya Bank	1301.47	423.40	32.53	34.40	14.48	42.09	212.91	33.33	15.65	1234.98	166.10	13.45
33	Utkal Grameen Bank	426.34	132.72	31.13	9.84	6.89	70.02	189.67	22.77	12.01	44.62	5.81	13.02
Total Of RRBs		**1727.81**	**556.12**	**32.19**	**44.24**	**21.37**	**48.30**	**402.58**	**56.10**	**13.94**	**1279.60**	**171.91**	**13.43**
34	Orissa State Co-Op. Bank	27.99	0.00	0.00	0.35	0.00	0.00	33.62	1.34	3.99	439.91	13.29	3.02
Total of Co-operative Banks		**27.99**	**0.00**	**0.00**	**0.35**	**0.00**	**0.00**	**33.62**	**1.34**	**3.99**	**439.91**	**13.29**	**3.02**
35	Jana Small Finance Bank	0.00	0.00	#DIV/0!	0.00	0.00	#DIV/0!	1.07	0.004	0.36	214.66	1.47	0.69
36	ESAF Small Finance Bank	0.00	0.00	#DIV/0!	0.00	0.00	#DIV/0!	0.00	0.00	#DIV/0!	0.00	0.00	#DIV/0!
37	Suryoday Small Finance Bank	56.36	0.51	0.90	0.00	0.00	#DIV/0!	3.44	0.00	0.00	21.45	1.57	7.32
38	Ujjivan Small Finance Bank	121.80	0.59	0.48	0.00	0.00	#DIV/0!	9.80	0.08	0.79	79.73	2.42	3.03
39	Utkarsh Small Finance Bank	12.81	0.00	0.00	0.00	0.00	#DIV/0!	0.00	0.00	#DIV/0!	0.00	0.00	#DIV/0!
Total Small Finance Bank		**190.97**	**1.10**	**0.57**	**0.00**	**0.00**	**#DIV/0!**	**14.31**	**0.08**	**0.56**	**315.84**	**5.46**	**1.73**
Grand Total		**42030.43**	**3207.30**	**7.63**	**1748.79**	**212.23**	**12.14**	**15796.81**	**247.84**	**1.57**	**5236.36**	**559.19**	**10.68**

Annexure - 19

NPA Position as on 30.09.2020 under various sectors

Amt in Crores

Sl	Bank Name	Priority Sector Advance			Non-priority Advance			Total Advance		
		Outstanding	NPA		Outstanding	NPA		Outstanding	NPA	
		Amt	Amt	% of NPA to total Outstanding	Amt	Amt	% of NPA to total Outstanding	Amt	Amt	% of NPA to total Outstanding
1	Bank of Baroda	4361.36	372.84	8.55	205.31	0.00	0.00	4566.67	372.84	8.16
2	Bank of India	4962.51	554.58	11.18	2345.29	78.11	3.33	7307.80	632.69	8.66
3	Bank of Maharastra	186.98	2.68	1.43	111.10	0.00	0.00	298.08	2.68	0.90
4	Canara Bank	5335.20	277.92	5.21	1517.08	57.28	3.78	6852.28	335.20	4.89
5	Central Bank of India	1161.41	163.38	14.07	421.04	9.82	2.33	1582.45	173.20	10.95
6	Indian Bank	2605.94	318.30	12.21	1889.93	62.19	3.29	4495.87	380.49	8.46
7	Indian Overseas Bank	2618.51	548.79	20.96	2.59	84.43	3259.85	2621.10	633.22	24.16
8	Punjab & Sind Bank	235.40	9.00	3.82	15.45	0.00	0.00	250.85	9.00	3.59
9	Punjab National Bank	5385.52	871.20	16.18	6680.18	1381.19	20.68	12065.70	2252.39	18.67
10	State Bank of India	11730.00	916.36	7.81	21810.25	98.64	0.45	33540.25	1015.00	3.03
11	UCO Bank	3934.90	597.84	15.19	2272.55	215.75	9.49	6207.45	813.59	13.11
12	Union Bank of India	4523.39	324.61	7.18	5957.61	0.00	0.00	10481.00	324.61	3.10
	Total Public Sector Banks	**47041.12**	**4957.50**	**10.54**	**43228.38**	**1987.41**	**4.60**	**90269.50**	**6944.91**	**7.69**
13	Axis Bank Ltd	8973.53	69.20	0.77	3669.78	14.28	0.39	12643.31	83.48	0.66
14	Bandhan Bank	1507.67	0.00	0.00	41.67	0.00	0.00	1549.34	0.00	0.00
15	City Union Bank	0.00	0.00	#DIV/0!	27.06	0.00	0.00	27.06	0.00	0.00
16	DCB Bank Ltd	913.05	15.87	1.74	244.59	4.03	1.65	1157.64	19.90	1.72
17	Federal Bank	251.73	1.73	0.69	517.20	4.50	0.87	768.93	6.23	0.81
18	HDFC Bank	3028.88	63.09	2.08	6432.87	56.50	0.88	9461.75	119.59	1.26
19	ICICI Bank	3435.26	0.00	0.00	6429.73	0.00	0.00	9864.99	0.00	0.00
20	IDBI Bank	1425.11	125.07	8.78	637.21	27.41	4.30	2062.32	152.48	7.39
21	IDFC First Bank	27.80	0.00	0.00	411.27	0.00	0.00	439.07	0.00	0.00
22	Indus Ind Bank	1454.35	99.52	6.84	3900.02	12.63	0.32	5354.37	112.15	2.09
23	Karnatak Bank Ltd.	226.12	3.65	1.61	485.14	138.66	28.58	711.26	142.31	20.01
24	Karur Vysya Bank	41.38	0.00	0.00	0.91	0.00	0.00	42.29	0.00	0.00
25	Kotak Mahindra Bank Ltd	568.35	13.81	2.43	209.84	0.77	0.37	778.19	14.58	1.87
26	Laxmi Vilas Bank	6.25	3.69	59.05	13.01	0.00	0.00	19.26	3.69	19.16
27	RBL Bank	406.51	0.00	0.00	0.00	0.00	#DIV/0!	406.51	0.00	0.00
28	Standard Chartered Bank	0.00	0.00	#DIV/0!	0.00	0.00	#DIV/0!	0.00	0.00	#DIV/0!
29	The South Indian Bank Ltd.	132.42	0.06	0.05	276.78	0.00	0.00	409.20	0.06	0.01
30	Yes Bank	317.69	0.00	0.00	2707.73	0.95	0.04	3025.42	0.95	0.03
31	Tamilnadu Mercantile Bank	8.19	0.00	0.00	21.49	0.02	0.09	29.68	0.02	0.07
	Total Private Sector Banks	**22724.29**	**395.69**	**1.74**	**26026.30**	**259.75**	**1.00**	**48750.59**	**655.44**	**1.34**
32	Odisha Gramya Bank	4779.67	1241.60	25.98	561.34	63.20	11.26	5341.01	1304.80	24.43
33	Utkal Grameen Bank	2741.66	839.27	30.61	246.73	28.01	11.35	2988.39	867.28	29.02
	Total of RRBs	**7521.33**	**2080.87**	**27.67**	**808.07**	**91.21**	**11.29**	**8329.40**	**2172.08**	**26.08**
34	Orissa State Co-Op. Bank	15368.83	55.81	0.36	387.14	73.11	18.88	15755.97	128.92	0.82
	Total of Co-operative Banks	**15368.83**	**55.81**	**0.36**	**387.14**	**73.11**	**18.88**	**15755.97**	**128.92**	**0.82**
35	Jana Small Finance Bank	333.93	1.90	0.57	14.15	0.07	0.50	348.08	1.97	0.57
36	ESAF Small Finance Bank	4.46	0.00	0.00	0.00	0.00	#DIV/0!	4.46	0.00	0.00
37	Suryoday Small Finance Bank	504.53	17.60	3.49	396.24	0.44	0.11	900.77	18.04	2.00
38	Ujjivan Small Finance Bank	328.93	5.92	1.80	42.47	1.03	2.43	371.40	6.95	1.87
39	Utkarsh Small Finance Bank	42.18	0.00	0.00	0.16	0.00	0.00	42.34	0.00	0.00
	Total Small Finance Bank	**1214.03**	**25.42**	**2.09**	**453.02**	**1.54**	**0.34**	**1667.05**	**26.96**	**1.62**
	Grand Total	**93869.60**	**7515.29**	**8.01**	**70902.91**	**2413.02**	**3.40**	**164772.51**	**9928.31**	**6.03**

Annexure - 19

NPA Position as on 30.09.2020 under various sectors

Amt in Crores

Sl No.	Bank Name	SHG			PMRY			PMEGP			NULM			WCC			DRI		
		Outstanding	NPA		Outstanding	NPA		Outstanding	NPA		Outstanding	NPA		Outstanding	NPA		Outstanding	NPA	
		Amount	Amount	% of NPA to total Outstanding	Amount	Amount	% of NPA to total Outstanding	Amount	Amount	% of NPA to total Outstanding	Amount	Amount	% of NPA to total Outstanding	Amount	Amount	% of NPA to total Outstanding	Amount	Amount	% of NPA to total Outstanding
1	Bank of Baroda	86.51	1.98	2.29	0.00	0.00	#DIV/0!	99.14	28.21	28.45	0.00	0.00	#DIV/0!	0.00	0.00	#DIV/0!	3.08	0.59	19.16
2	Bank of India	162.93	3.05	1.87	0.00	0.00	#DIV/0!	67.19	13.62	20.27	0.00	0.00	#DIV/0!	0.00	0.00	#DIV/0!	13.49	0.41	3.04
3	Bank of Maharastra	0.04	0.00	0.00	0.00	0.00	#DIV/0!	0.83	0.00	0.00	0.00	0.00	#DIV/0!	0.00	0.00	#DIV/0!	0.01	0.00	0.00
4	Canara Bank	165.00	1.22	0.74	0.00	0.00	#DIV/0!	41.37	7.98	19.29	6.00	0.43	7.17	0.35	0.00	0.00	2.53	0.32	12.65
5	Central Bank of India	0.00	0.00	#DIV/0!	0.00	0.00	#DIV/0!	0.00	0.00	#DIV/0!	0.00	0.00	#DIV/0!	0.00	0.00	#DIV/0!	0.00	0.00	#DIV/0!
6	Indian Bank	110.60	5.47	4.95	5.22	2.84	54.41	54.33	14.46	26.62	3.99	0.58	14.54	0.14	0.00	0.00	0.80	0.06	7.50
7	Indian Overseas Bank	63.00	1.82	2.89	0.00	0.00	#DIV/0!	86.29	41.21	47.76	0.00	0.00	#DIV/0!	0.00	0.00	#DIV/0!	0.69	0.02	3.04
8	Punjab & Sind Bank	0.00	0.00	#DIV/0!	0.00	0.00	#DIV/0!	0.00	0.00	#DIV/0!	0.00	0.00	#DIV/0!	0.00	0.00	#DIV/0!	1.00	0.00	0.00
9	Punjab National Bank	193.90	4.30	2.22	21.98	2.17	9.87	36.57	4.32	11.81	2.12	0.28	13.21	0.74	0.25	33.78	2.30	0.12	5.22
10	State Bank of India	660.00	27.25	4.13	6.31	0.63	9.98	2.61	0.72	27.59	5.52	0.97	17.57	0.25	0.13	52.00	5.04	3.22	63.89
11	UCO Bank	309.13	20.87	6.75	38.47	11.36	29.53	24.57	7.15	29.10	13.23	0.43	3.25	0.72	0.11	15.28	2.94	0.07	2.38
12	Union Bank of India	150.21	10.54	7.02	5.20	4.03	77.50	162.94	15.96	9.80	0.00	0.00	#DIV/0!	0.00	0.00	#DIV/0!	4.65	0.00	0.00
	Total Public Sector Banks	**1901.32**	**76.50**	**4.02**	**77.18**	**21.03**	**27.25**	**575.84**	**133.63**	**23.21**	**30.86**	**2.69**	**8.72**	**2.20**	**0.49**	**22.27**	**36.53**	**4.81**	**13.17**
13	Axis Bank Ltd	0.00	0.00	#DIV/0!	0.00	0.00	#DIV/0!	0.00	0.00	#DIV/0!	0.00	0.00	#DIV/0!	0.00	0.00	#DIV/0!	0.11	0.00	0.00
14	Bandhan Bank	0.00	0.00	#DIV/0!	0.00	0.00	#DIV/0!	0.00	0.00	#DIV/0!	0.00	0.00	#DIV/0!	0.00	0.00	#DIV/0!	0.00	0.00	#DIV/0!
15	City Union Bank	0.00	0.00	#DIV/0!	0.00	0.00	#DIV/0!	0.00	0.00	#DIV/0!	0.00	0.00	#DIV/0!	0.00	0.00	#DIV/0!	0.00	0.00	#DIV/0!
16	DCB Bank Ltd	0.00	0.00	#DIV/0!	0.00	0.00	#DIV/0!	0.00	0.00	#DIV/0!	0.00	0.00	#DIV/0!	0.00	0.00	#DIV/0!	0.00	0.00	#DIV/0!
17	Federal Bank	0.35	0.00	0.00	0.02	0.00	0.00	0.23	0.00	0.00	0.00	0.00	#DIV/0!	0.00	0.00	#DIV/0!	0.00	0.00	#DIV/0!
18	HDFC Bank	0.53	0.18	33.96	0.00	0.00	#DIV/0!	0.00	0.00	0.00	0.01	0.002	20.00	0.00	0.00	#DIV/0!	0.00	0.00	#DIV/0!
19	ICICI Bank	30.26	0.00	0.00	0.19	0.00	0.00	0.08	0.00	0.00	0.26	0.00	0.00	0.00	0.00	#DIV/0!	0.00	0.00	#DIV/0!
20	IDBI Bank	17.20	11.44	66.51	0.00	0.00	#DIV/0!	6.82	0.40	5.87	1.03	0.28	27.18	0.04	0.00	0.00	0.05	0.03	60.00
21	IDFC First Bank	0.00	0.00	#DIV/0!	0.00	0.00	#DIV/0!	0.00	0.00	#DIV/0!	0.00	0.00	#DIV/0!	0.00	0.00	#DIV/0!	0.00	0.00	#DIV/0!
22	Indus Ind Bank	0.00	0.00	#DIV/0!	0.00	0.00	#DIV/0!	0.00	0.00	#DIV/0!	0.00	0.00	#DIV/0!	0.00	0.00	#DIV/0!	0.00	0.00	#DIV/0!
23	Karnatak Bank Ltd.	0.00	0.00	#DIV/0!	0.00	0.00	#DIV/0!	0.00	0.00	#DIV/0!	0.00	0.00	#DIV/0!	0.00	0.00	#DIV/0!	0.00	0.00	#DIV/0!
24	Karur Vysya Bank	0.00	0.00	#DIV/0!	0.00	0.00	#DIV/0!	0.00	0.00	#DIV/0!	0.00	0.00	#DIV/0!	0.00	0.00	#DIV/0!	0.00	0.00	#DIV/0!
25	Kotak Mahindra Bank Ltd	0.00	0.00	#DIV/0!	0.00	0.00	#DIV/0!	0.00	0.00	#DIV/0!	0.00	0.00	#DIV/0!	0.00	0.00	#DIV/0!	0.00	0.00	#DIV/0!
26	Laxmi Vilas Bank	0.00	0.00	#DIV/0!	0.00	0.00	#DIV/0!	0.00	0.00	#DIV/0!	0.00	0.00	#DIV/0!	0.00	0.00	#DIV/0!	0.00	0.00	#DIV/0!
27	RBL Bank	0.00	0.00	#DIV/0!	0.00	0.00	#DIV/0!	0.00	0.00	#DIV/0!	0.00	0.00	#DIV/0!	0.00	0.00	#DIV/0!	0.00	0.00	#DIV/0!
28	Standard Chartered Bank	0.00	0.00	#DIV/0!	0.00	0.00	#DIV/0!	0.00	0.00	#DIV/0!	0.00	0.00	#DIV/0!	0.00	0.00	#DIV/0!	0.00	0.00	#DIV/0!
29	The South Indian Bank Ltd.	0.00	0.00	#DIV/0!	0.00	0.00	#DIV/0!	0.00	0.00	#DIV/0!	0.00	0.00	#DIV/0!	0.00	0.00	#DIV/0!	0.00	0.00	#DIV/0!
30	Yes Bank	0.00	0.00	#DIV/0!	0.00	0.00	#DIV/0!	0.00	0.00	#DIV/0!	0.00	0.00	#DIV/0!	0.00	0.00	#DIV/0!	0.00	0.00	#DIV/0!
31	Tamilnadu Mercantile Bank	0.00	0.00	#DIV/0!	0.00	0.00	#DIV/0!	0.00	0.00	#DIV/0!	0.00	0.00	#DIV/0!	0.00	0.00	#DIV/0!	0.00	0.00	#DIV/0!
	Total Private Sector Banks	**48.34**	**11.62**	**24.04**	**0.21**	**0.00**	**0.00**	**7.13**	**0.40**	**5.61**	**1.30**	**0.28**	**21.69**	**0.04**	**0.00**	**0.00**	**0.16**	**0.03**	**18.75**
32	Odisha Gramya Bank	1206.76	50.45	4.18	0.00	0.00	#DIV/0!	65.37	11.14	17.04	13.64	0.00	0.00	11.77	1.08	9.18	1159.94	0.00	0.00
33	Utkal Grameen Bank	371.28	125.68	33.85	0.00	0.00	#DIV/0!	6.52	0.90	13.80	0.00	0.00	#DIV/0!	3.15	2.83	89.84	0.00	0.00	#DIV/0!
	Total Of RRBs	**1578.04**	**176.13**	**11.16**	**0.00**	**0.00**	**#DIV/0!**	**71.89**	**12.04**	**16.75**	**13.64**	**0.00**	**0.00**	**14.92**	**3.91**	**26.21**	**1159.94**	**0.00**	**0.00**
34	Orissa State Co-Op. Bank	230.40	35.71	15.50	0.00	0.00	#DIV/0!	0.00	0.00	#DIV/0!	0.00	0.00	#DIV/0!	0.00	0.00	#DIV/0!	0.00	0.00	#DIV/0!
	Total of Co-operative Banks	**230.40**	**35.71**	**15.50**	**0.00**	**0.00**	**#DIV/0!**	**0.00**	**0.00**	**#DIV/0!**	**0.00**	**0.00**	**#DIV/0!**	**0.00**	**0.00**	**#DIV/0!**	**0.00**	**0.00**	**#DIV/0!**
	GrandTotal	**3758.10**	**299.96**	**7.98**	**77.39**	**21.03**	**27.17**	**654.86**	**146.07**	**22.31**	**45.80**	**2.97**	**6.49**	**17.16**	**4.40**	**25.64**	**1196.63**	**4.84**	**0.40**

Annexure - 19

Sector / Scheme wise Recovery / Overdue position as on 30.09.2020

Amount in Crores

Sl.No	BankName	Crop Loan				Agriculture Term Loan				Allied activities advances				Total Agriculture advance			
		Total Demand for Recovery	Amount Collected	% Of Recovery	% Of Overdue	Total Demand for Recovery	Amount Collected	% Of Recovery	% Of Overdue	Total Demand for Recovery	Amount Collected	% Of Recovery	% Of Overdue	Total Demand for Recovery	Amount Collected	% Of Recovery	% Of Overdue
1	Bank of Baroda	85.67	48.67	56.81	43.19	58.19	34.67	59.58	40.42	16.74	68.40	408.60	-308.60	160.60	151.74	94.48	5.52
2	Bank of India	113.25	60.25	53.20	46.80	45.23	32.50	71.85	28.15	8.50	4.25	50.00	50.00	166.98	97.00	58.09	41.91
3	Bank of Maharastra	0.50	0.45	90.00	10.00	0.45	0.44	97.78	2.22	0.00	0.00	#DIV/0!	#DIV/0!	0.95	0.89	93.68	6.32
4	Canara Bank	81.24	65.64	80.80	19.20	29.79	23.64	79.36	20.64	13.44	11.34	84.38	15.63	124.47	100.62	80.84	19.16
5	Central Bank of India	22.75	20.45	89.89	10.11	14.45	13.43	92.94	7.06	17.45	16.22	92.95	7.05	54.65	50.10	91.67	8.33
6	Indian Bank	37.27	0.13	0.35	99.65	68.25	1.25	1.83	98.17	16.01	0.71	4.43	95.57	121.53	2.09	1.72	98.28
7	Indian Overseas Bank	90.55	47.76	52.74	47.26	16.44	8.99	54.68	45.32	36.21	21.23	58.63	41.37	143.20	77.98	54.46	45.54
8	Punjab & Sind Bank	0.00	0.00	#DIV/0!	#DIV/0!	0.00	0.00	#DIV/0!	#DIV/0!	0.00	0.00	#DIV/0!	#DIV/0!	0.00	0.00	#DIV/0!	#DIV/0!
9	Punjab National Bank	69.13	60.49	87.50	12.50	26.54	16.41	61.83	38.17	30.18	21.91	72.60	27.40	125.85	98.81	78.51	21.49
10	State Bank of India	448.00	255.09	56.94	43.06	36.00	10.00	27.78	72.22	3.28	1.00	30.49	69.51	487.28	266.09	54.61	45.39
11	UCO Bank	180.30	72.38	40.14	59.86	14.99	5.24	34.96	65.04	17.64	15.51	87.93	12.07	212.93	93.13	43.74	56.26
12	Union Bank of India	259.67	60.08	23.14	76.86	73.27	47.85	65.31	34.69	34.72	5.60	16.13	83.87	367.66	113.53	30.88	69.12
Total Public Sector Bank		**1388.33**	**691.39**	**49.80**	**50.20**	**383.60**	**194.42**	**50.68**	**49.32**	**194.17**	**166.17**	**85.58**	**14.42**	**1966.10**	**1051.98**	**53.51**	**46.49**
13	Axis Bank Ltd	0.00	0.00	#DIV/0!	#DIV/0!	0.00	0.00	#DIV/0!	#DIV/0!	0.00	0.00	#DIV/0!	#DIV/0!	0.00	0.00	#DIV/0!	#DIV/0!
14	Bandhan Bank	0.00	0.00	#DIV/0!	#DIV/0!	0.00	0.00	#DIV/0!	#DIV/0!	0.00	0.00	#DIV/0!	#DIV/0!	0.00	0.00	#DIV/0!	#DIV/0!
15	City Union Bank	0.00	0.00	#DIV/0!	#DIV/0!	0.00	0.00	#DIV/0!	#DIV/0!	0.00	0.00	#DIV/0!	#DIV/0!	0.00	0.00	#DIV/0!	#DIV/0!
16	DCB Bank Ltd	0.98	0.00	0.00	100.00	5.65	0.00	0.00	100.00	0.36	0.00	0.00	100.00	6.99	0.00	0.00	100.00
17	Federal Bank	22.40	0.43	1.91	98.09	0.03	0.00	12.06	87.94	0.00	0.00	#DIV/0!	#DIV/0!	22.43	0.43	1.93	98.07
18	HDFC Bank	0.00	0.00	#DIV/0!	#DIV/0!	92.85	76.80	82.71	17.29	0.00	0.00	#DIV/0!	#DIV/0!	92.85	76.80	82.71	17.29
19	ICICI Bank	0.00	0.00	#DIV/0!	#DIV/0!	0.00	0.00	#DIV/0!	#DIV/0!	0.00	0.00	#DIV/0!	#DIV/0!	0.00	0.00	#DIV/0!	#DIV/0!
20	IDBI Bank	11.74	5.52	47.02	52.98	12.13	8.19	67.52	32.48	7.73	3.33	43.08	56.92	31.60	17.04	53.92	46.08
21	IDFC First Bank	0.00	0.00	#DIV/0!	#DIV/0!	3.22	0.00	0.00	100.00	5.81	0.00	0.00	100.00	9.03	0.00	0.00	100.00
22	Indus Ind Bank	0.00	0.00	#DIV/0!	#DIV/0!	0.00	0.00	#DIV/0!	#DIV/0!	43.13	1.94	4.50	95.50	43.13	1.94	4.50	95.50
23	Karnatak Bank Ltd.	0.01	0.00	10.00	90.00	0.00	0.00	#DIV/0!	#DIV/0!	4.98	0.85	17.07	82.93	4.99	0.85	17.05	82.95
24	Karur Vysya Bank	0.00	0.00	#DIV/0!	#DIV/0!	0.00	0.00	#DIV/0!	#DIV/0!	0.00	0.00	#DIV/0!	#DIV/0!	0.00	0.00	#DIV/0!	#DIV/0!
25	Kotak Mahindra Bank Ltd	0.00	0.00	#DIV/0!	#DIV/0!	0.00	0.00	#DIV/0!	#DIV/0!	0.00	0.00	#DIV/0!	#DIV/0!	0.00	0.00	#DIV/0!	#DIV/0!
26	Laxmi Vilas Bank	0.00	0.00	#DIV/0!	#DIV/0!	0.00	0.00	#DIV/0!	#DIV/0!	0.00	0.00	#DIV/0!	#DIV/0!	0.00	0.00	#DIV/0!	#DIV/0!
27	RBL Bank	0.00	0.00	#DIV/0!	#DIV/0!	0.00	0.00	#DIV/0!	#DIV/0!	0.00	0.00	#DIV/0!	#DIV/0!	0.00	0.00	#DIV/0!	#DIV/0!
28	Standard Chartered Bank	0.00	0.00	#DIV/0!	#DIV/0!	0.00	0.00	#DIV/0!	#DIV/0!	0.00	0.00	#DIV/0!	#DIV/0!	0.00	0.00	#DIV/0!	#DIV/0!
29	The South Indian Bank Ltd.	0.00	0.00	#DIV/0!	#DIV/0!	0.00	0.00	#DIV/0!	#DIV/0!	0.00	0.00	#DIV/0!	#DIV/0!	0.00	0.00	#DIV/0!	#DIV/0!
30	Yes Bank	0.00	0.00	#DIV/0!	#DIV/0!	0.00	0.00	#DIV/0!	#DIV/0!	0.00	0.00	#DIV/0!	#DIV/0!	0.00	0.00	#DIV/0!	#DIV/0!
31	Tamilnadu Mercantile Bank	0.00	0.00	#DIV/0!	#DIV/0!	0.00	0.00	#DIV/0!	#DIV/0!	0.00	0.00	#DIV/0!	#DIV/0!	0.00	0.00	#DIV/0!	#DIV/0!
Total Private Sector Bank		**35.13**	**5.95**	**16.94**	**83.06**	**113.88**	**84.99**	**74.64**	**25.36**	**62.01**	**6.12**	**9.87**	**90.13**	**211.02**	**97.06**	**46.00**	**54.00**
32	Odisha Gramya Bank	740.92	500.04	67.49	32.51	247.34	137.95	55.77	44.23	156.48	79.59	50.86	49.14	1144.74	717.58	62.68	37.32
33	Utkal Grameen Bank	899.62	520.20	57.82	42.18	93.51	6.21	6.64	93.36	306.56	58.26	19.00	81.00	1299.69	584.67	44.99	55.01
Total RRBs		**1640.54**	**1020.24**	**62.19**	**37.81**	**340.85**	**144.16**	**42.29**	**57.71**	**463.04**	**137.85**	**29.77**	**70.23**	**2444.43**	**1302.25**	**53.27**	**46.73**
34	Orissa State Co-Op. Bank	14445.25	13562.65	93.89	6.11	449.70	313.89	69.80	30.20	0.00	0.00	#DIV/0!	#DIV/0!	14894.95	13876.54	93.16	6.84
Total of Co-op Bank		**14445.25**	**13562.65**	**93.89**	**6.11**	**449.70**	**313.89**	**69.80**	**30.20**	**0.00**	**0.00**	**#DIV/0!**	**#DIV/0!**	**14894.95**	**13876.54**	**93.16**	**6.84**
35	Jana Small Finance Bank	0.00	0.00	#DIV/0!	#DIV/0!	2.68	1.77	66.04	33.96	28.58	17.96	62.84	37.16	0.00	0.00	#DIV/0!	#DIV/0!
36	ESAF Small Finance Bank	0.00	0.00	#DIV/0!	#DIV/0!	4.46	0.79	17.71	82.29	0.00	0.00	#DIV/0!	#DIV/0!	0.00	0.00	#DIV/0!	#DIV/0!
37	Suryoday Small Finance	0.00	0.00	#DIV/0!	#DIV/0!	0.00	0.00	#DIV/0!	#DIV/0!	0.00	0.00	#DIV/0!	#DIV/0!	0.00	0.00	#DIV/0!	#DIV/0!
38	Ujjivan Small Finance Bank	0.00	0.00	#DIV/0!	#DIV/0!	0.33	0.31	96.00	4.00	16.58	14.80	89.28	10.72	0.00	0.00	#DIV/0!	#DIV/0!
39	Utkarsh Small Finance Bank	0.00	0.00	#DIV/0!	#DIV/0!	2.76	2.58	93.48	6.52	0.00	0.00	#DIV/0!	#DIV/0!	0.00	0.00	#DIV/0!	#DIV/0!
Total Small Finance Bank		**0.00**	**0.00**	**#DIV/0!**	#DIV/0!	**10.23**	**5.45**	**53.32**	**46.68**	**45.16**	**32.76**	**72.55**	**27.45**	**0.00**	**0.00**	**#DIV/0!**	**#DIV/0!**
Grand Total		**17509.25**	**15280.23**	**87.27**	**12.73**	**1298.25**	**742.92**	**57.22**	**42.78**	**764.38**	**342.90**	**44.86**	**55.14**	**19516.50**	**16327.83**	**83.66**	**16.34**

Annexure - 19

Sector / Scheme wise Recovery / Overdue position as on 30.09.2020

Amount in Crores

Sl.No	BankName	MSME Sector Advance				Education loan Advance				Housing loan Advance				Other Priority Sector Advance			
		Total Demand for Recovery	Amount Collected	% Of Recovery	% Of Overdue	Total Demand for Recovery	Amount Collected	% Of Recovery	% Of Overdue	Total Demand for Recovery	Amount Collected	% Of Recovery	% Of Overdue	Total Demand for Recovery	Amount Collected	% Of Recovery	% Of Overdue
1	Bank of Baroda	189.47	145.66	76.88	23.12	5.27	2.28	43.26	56.74	29.67	29.67	100.00	0.00	1.45	0.98	67.59	32.41
2	Bank of India	167.28	93.25	55.74	44.26	16.35	3.65	22.32	77.68	14.75	8.29	56.20	43.80	0.00	0.00	#DIV/0!	#DIV/0!
3	Bank of Maharastra	5.42	3.98	73.43	26.57	0.75	0.70	93.33	6.67	5.32	4.95	93.05	6.95	2.45	2.20	89.80	10.20
4	Canara Bank	180.54	158.94	88.04	11.96	26.04	20.64	79.26	20.74	88.77	77.22	86.99	13.01	28.74	27.27	94.89	5.11
5	Central Bank of India	96.32	81.23	84.33	15.67	4.97	4.40	88.53	11.47	14.52	13.66	94.08	5.92	10.09	10.03	99.41	0.59
6	Indian Bank	161.92	4.26	2.63	97.37	16.46	0.04	0.24	99.76	17.85	0.23	1.29	98.71	0.54	0.11	20.37	79.63
7	Indian Overseas Bank	171.00	54.00	31.58	68.42	6.80	3.30	48.53	51.47	19.60	10.00	51.02	48.98	208.19	0.00	0.00	100.00
8	Punjab & Sind Bank	0.00	0.00	#DIV/0!	#DIV/0!	0.00	0.00	#DIV/0!	#DIV/0!	0.00	0.00	#DIV/0!	#DIV/0!	0.00	0.00	#DIV/0!	#DIV/0!
9	Punjab National Bank	194.05	178.71	92.09	7.91	8.00	6.48	81.00	19.00	112.81	106.01	93.97	6.03	7.31	6.76	92.48	7.52
10	State Bank of India	248.45	14.00	5.63	94.37	35.00	0.00	0.00	100.00	47.00	15.00	31.91	68.09	0.00	0.00	#DIV/0!	#DIV/0!
11	UCO Bank	327.93	150.65	45.94	54.06	26.33	15.91	60.43	39.57	38.78	23.28	60.03	39.97	72.77	0.85	1.17	98.83
12	Union Bank of India	736.40	198.49	26.95	73.05	22.47	10.76	47.89	52.11	317.76	300.87	94.68	5.32	200.52	169.28	84.42	15.58
Total Public Sector Bank		**2478.78**	**1083.17**	**43.70**	**56.30**	**168.44**	**68.16**	**40.47**	**59.53**	**706.83**	**589.18**	**83.36**	**16.64**	**532.06**	**217.48**	**40.88**	**59.12**
13	Axis Bank Ltd	0.00	0.00	#DIV/0!	#DIV/0!	0.00	0.00	#DIV/0!	#DIV/0!	0.00	0.00	#DIV/0!	#DIV/0!	0.00	0.00	#DIV/0!	#DIV/0!
14	Bandhan Bank	0.00	0.00	#DIV/0!	#DIV/0!	0.00	0.00	#DIV/0!	#DIV/0!	0.00	0.00	#DIV/0!	#DIV/0!	0.00	0.00	#DIV/0!	#DIV/0!
15	City Union Bank	0.00	0.00	#DIV/0!	#DIV/0!	0.00	0.00	#DIV/0!	#DIV/0!	0.00	0.00	#DIV/0!	#DIV/0!	0.00	0.00	#DIV/0!	#DIV/0!
16	DCB Bank Ltd	2.86	0.00	0.00	100.00	0.01	0.00	0.00	100.00	0.20	0.00	0.00	100.00	0.06	0.00	0.00	100.00
17	Federal Bank	0.00	0.00	#DIV/0!	#DIV/0!	0.00	0.00	#DIV/0!	#DIV/0!	0.00	0.00	#DIV/0!	#DIV/0!	0.00	0.00	#DIV/0!	#DIV/0!
18	HDFC Bank	198.60	177.79	89.52	10.48	0.54	0.51	94.44	5.56	2.11	1.52	72.04	27.96	0.00	0.00	#DIV/0!	#DIV/0!
19	ICICI Bank	0.00	0.00	#DIV/0!	#DIV/0!	0.00	0.00	#DIV/0!	#DIV/0!	0.00	0.00	#DIV/0!	#DIV/0!	0.00	0.00	#DIV/0!	#DIV/0!
20	IDBI Bank	19.02	14.44	75.92	24.08	1.80	1.53	85.00	15.00	15.22	14.42	94.74	5.26	0.00	0.00	#DIV/0!	#DIV/0!
21	IDFC First Bank	16.82	0.00	0.00	100.00	0.00	0.00	#DIV/0!	#DIV/0!	1.95	0.00	0.00	100.00	0.00	0.00	#DIV/0!	#DIV/0!
22	Indus Ind Bank	62.84	4.56	7.26	92.74	0.00	0.00	#DIV/0!	#DIV/0!	0.00	0.00	#DIV/0!	#DIV/0!	0.00	0.00	#DIV/0!	#DIV/0!
23	Karnatak Bank Ltd.	21.71	4.65	21.42	78.58	0.40	0.06	15.00	85.00	45.06	6.71	14.89	85.11	0.01	0.00	10.00	90.00
24	Karur Vysya Bank	0.00	0.00	#DIV/0!	#DIV/0!	0.00	0.00	#DIV/0!	#DIV/0!	0.00	0.00	#DIV/0!	#DIV/0!	0.00	0.00	#DIV/0!	#DIV/0!
25	Kotak Mahindra Bank Ltd	0.00	0.00	#DIV/0!	#DIV/0!	0.00	0.00	#DIV/0!	#DIV/0!	0.00	0.00	#DIV/0!	#DIV/0!	0.00	0.00	#DIV/0!	#DIV/0!
26	Laxmi Vilas Bank	0.00	0.00	#DIV/0!	#DIV/0!	0.00	0.00	#DIV/0!	#DIV/0!	0.00	0.00	#DIV/0!	#DIV/0!	0.00	0.00	#DIV/0!	#DIV/0!
27	RBL Bank	0.00	0.00	#DIV/0!	#DIV/0!	0.00	0.00	#DIV/0!	#DIV/0!	0.00	0.00	#DIV/0!	#DIV/0!	0.00	0.00	#DIV/0!	#DIV/0!
28	Standard Chartered Bank	0.00	0.00	#DIV/0!	#DIV/0!	0.00	0.00	#DIV/0!	#DIV/0!	0.00	0.00	#DIV/0!	#DIV/0!	0.00	0.00	#DIV/0!	#DIV/0!
29	The South Indian Bank Ltd.	0.00	0.00	#DIV/0!	#DIV/0!	0.00	0.00	#DIV/0!	#DIV/0!	0.00	0.00	#DIV/0!	#DIV/0!	0.00	0.00	#DIV/0!	#DIV/0!
30	Yes Bank	0.00	0.00	#DIV/0!	#DIV/0!	0.00	0.00	#DIV/0!	#DIV/0!	0.00	0.00	#DIV/0!	#DIV/0!	0.00	0.00	#DIV/0!	#DIV/0!
31	Tamilnadu Mercantile Bank	0.00	0.00	#DIV/0!	#DIV/0!	0.00	0.00	#DIV/0!	#DIV/0!	0.00	0.00	#DIV/0!	#DIV/0!	0.00	0.00	#DIV/0!	#DIV/0!
Total Private Sector Bank		**321.85**	**201.44**	**62.59**	**37.41**	**2.75**	**2.10**	**76.36**	**23.64**	**64.54**	**22.65**	**35.09**	**64.91**	**0.07**	**0.00**	**1.43**	**98.57**
32	Odisha Gramya Bank	473.42	364.67	77.03	22.97	18.90	14.70	77.78	22.22	162.79	102.36	62.88	37.12	773.46	602.13	77.85	22.15
33	Utkal Grameen Bank	734.67	601.33	81.85	18.15	6.73	0.47	6.98	93.02	31.26	16.65	53.26	46.74	51.50	18.47	35.86	64.14
Total RRBs		**1208.09**	**966.00**	**79.96**	**20.04**	**25.63**	**15.17**	**59.19**	**40.81**	**194.05**	**119.01**	**61.33**	**38.67**	**824.96**	**620.60**	**75.23**	**24.77**
34	Orissa State Co-Op. Bank	0.00	0.00	#DIV/0!	#DIV/0!	0.00	0.00	#DIV/0!	#DIV/0!	0.00	0.00	#DIV/0!	#DIV/0!	0.00	0.00	#DIV/0!	#DIV/0!
Total of Co-op Bank		**0.00**	**0.00**	**#DIV/0!**	**#DIV/0!**	**0.00**	**0.00**	**#DIV/0!**	**#DIV/0!**	**0.00**	**0.00**	**#DIV/0!**	**#DIV/0!**	**0.00**	**0.00**	**#DIV/0!**	**#DIV/0!**
35	Jana Small Finance Bank	0.00	0.00	#DIV/0!	#DIV/0!	0.00	0.00	#DIV/0!	#DIV/0!	0.41	0.15	36.59	63.41	68.68	39.61	57.67	42.33
36	ESAF Small Finance Bank	0.00	0.00	#DIV/0!	#DIV/0!	0.00	0.00	#DIV/0!	#DIV/0!	0.00	0.00	#DIV/0!	#DIV/0!	0.00	0.00	#DIV/0!	#DIV/0!
37	Suryoday Small Finance	0.00	0.00	#DIV/0!	#DIV/0!	0.00	0.00	#DIV/0!	#DIV/0!	0.00	0.00	#DIV/0!	#DIV/0!	0.00	0.00	#DIV/0!	#DIV/0!
38	Ujjivan Small Finance Bank	17.09	15.89	92.96	7.04	0.00	0.00	#DIV/0!	#DIV/0!	0.60	0.54	89.50	10.50	12.95	11.39	87.95	12.05
39	Utkarsh Small Finance Bank	2.56	2.45	95.70	4.30	0.00	0.00	#DIV/0!	#DIV/0!	0.00	0.00	#DIV/0!	#DIV/0!	3.11	2.94	94.53	5.47
Total Small Finance Bank		**19.65**	**18.34**	**93.32**	**6.68**	**0.00**	**0.00**	**#DIV/0!**	**#DIV/0!**	**1.01**	**0.69**	**68.02**	**31.98**	**84.74**	**53.94**	**63.65**	**36.35**
Grand Total		**4028.37**	**2268.95**	**56.32**	**43.68**	**196.82**	**85.43**	**43.41**	**56.59**	**966.43**	**731.53**	**75.69**	**24.31**	**1441.83**	**892.02**	**61.87**	**38.13**

Annexure - 19

Sector / Scheme wise Recovery / Overdue position as on 30.09.2020

Amount in Crores

Sl.No	BankName	Total Priority Sector				Non Priority Sector Loans				Total Advance			
		Total Demand for Recovery	Amount Collected	% Of Recovery	% Of Overdue	Total Demand for Recovery	Amount Collected	% Of Recovery	% Of Overdue	Total Demand for Recovery	Amount Collected	% Of Recovery	% Of Overdue
1	Bank of Baroda	386.46	280.28	72.52	27.48	11.96	6.67	55.77	44.23	398.42	286.95	72.02	27.98
2	Bank of India	365.36	202.19	55.34	44.66	360.00	315.00	87.50	12.50	725.36	517.19	71.30	28.70
3	Bank of Maharastra	14.89	12.72	85.43	14.57	0.00	0.00	#DIV/0!	#DIV/0!	14.89	12.72	85.43	14.57
4	Canara Bank	448.56	384.69	85.76	14.24	110.34	98.04	88.85	11.15	558.90	482.73	86.37	13.63
5	Central Bank of India	180.55	159.42	88.30	11.70	101.65	89.74	88.28	11.72	282.20	249.16	88.29	11.71
6	Indian Bank	318.3	6.73	2.11	97.89	62.19	0.23	0.37	99.63	380.49	6.96	1.83	98.17
7	Indian Overseas Bank	548.79	145.28	26.47	73.53	84.43	54.32	64.34	35.66	633.22	199.60	31.52	68.48
8	Punjab & Sind Bank	0	0	#DIV/0!	#DIV/0!	0.00	0.00	#DIV/0!	#DIV/0!	0.00	0.00	#DIV/0!	#DIV/0!
9	Punjab National Bank	448.02	396.77	88.56	11.44	191.15	176.04	92.10	7.90	639.17	572.81	89.62	10.38
10	State Bank of India	817.73	295.09	36.09	63.91	152.50	0.00	0.00	100.00	970.23	295.09	30.41	69.59
11	UCO Bank	678.74	223.82	32.98	67.02	15.75	8.65	54.92	45.08	694.49	232.47	33.47	66.53
12	Union Bank of India	1644.81	792.93	48.21	51.79	496.25	389.25	78.44	21.56	2141.06	1182.18	55.21	44.79
Total Public Sector Bank		**5852.21**	**2899.92**	**49.55**	**50.45**	**1586.22**	**1137.94**	**71.74**	**28.26**	**7438.43**	**4037.86**	**54.28**	**45.72**
13	Axis Bank Ltd	0.00	0.00	#DIV/0!	#DIV/0!	0.00	0.00	#DIV/0!	#DIV/0!	0.00	0.00	#DIV/0!	#DIV/0!
14	Bandhan Bank	0.00	0.00	#DIV/0!	#DIV/0!	0.00	0.00	#DIV/0!	#DIV/0!	0.00	0.00	#DIV/0!	#DIV/0!
15	City Union Bank	0.00	0.00	#DIV/0!	#DIV/0!	0.00	0.00	#DIV/0!	#DIV/0!	0.00	0.00	#DIV/0!	#DIV/0!
16	DCB Bank Ltd	10.12	0.00	0.00	100.00	1.02	0.00	0.00	100.00	11.14	0.00	0.00	100.00
17	Federal Bank	22.43	0.43	1.92	98.08	0.00	0.00	#DIV/0!	#DIV/0!	22.43	0.43	1.92	98.08
18	HDFC Bank	294.10	256.62	87.26	12.74	416.39	387.48	93.06	6.94	710.49	644.10	90.66	9.34
19	ICICI Bank	0.00	0.00	#DIV/0!	#DIV/0!	0.00	0.00	#DIV/0!	#DIV/0!	0.00	0.00	#DIV/0!	#DIV/0!
20	IDBI Bank	67.64	47.43	70.12	29.88	50.39	30.34	60.21	39.79	118.03	77.77	65.89	34.11
21	IDFC First Bank	27.80	0.00	0.00	100.00	411.27	0.00	0.00	100.00	439.07	0.00	0.00	100.00
22	Indus Ind Bank	105.97	6.50	6.13	93.87	0.00	0.00	#DIV/0!	#DIV/0!	105.97	6.50	6.13	93.87
23	Karnatak Bank Ltd.	72.17	12.27	17.00	83.00	30.23	0.33	1.09	98.91	102.40	12.60	12.30	87.70
24	Karur Vysya Bank	0.00	0.00	#DIV/0!	#DIV/0!	0.00	0.00	#DIV/0!	#DIV/0!	0.00	0.00	#DIV/0!	#DIV/0!
25	Kotak Mahindra Bank Ltd	0.00	0.00	#DIV/0!	#DIV/0!	0.00	0.00	#DIV/0!	#DIV/0!	0.00	0.00	#DIV/0!	#DIV/0!
26	Laxmi Vilas Bank	0.00	0.00	#DIV/0!	#DIV/0!	0.00	0.00	#DIV/0!	#DIV/0!	0.00	0.00	#DIV/0!	#DIV/0!
27	RBL Bank	0.00	0.00	#DIV/0!	#DIV/0!	0.00	0.00	#DIV/0!	#DIV/0!	0.00	0.00	#DIV/0!	#DIV/0!
28	Standard Chartered Bank	0.00	0.00	#DIV/0!	#DIV/0!	0.00	0.00	#DIV/0!	#DIV/0!	0.00	0.00	#DIV/0!	#DIV/0!
29	The South Indian Bank Ltd.	0.00	0.00	#DIV/0!	#DIV/0!	0.00	0.00	#DIV/0!	#DIV/0!	0.00	0.00	#DIV/0!	#DIV/0!
30	Yes Bank	0.00	0.00	#DIV/0!	#DIV/0!	0.00	0.00	#DIV/0!	#DIV/0!	0.00	0.00	#DIV/0!	#DIV/0!
31	Tamilnadu Mercantile Bank	0.00	0.00	#DIV/0!	#DIV/0!	0.00	0.00	#DIV/0!	#DIV/0!	0.00	0.00	#DIV/0!	#DIV/0!
Total Private Sector Bank		**600.23**	**323.25**	**53.85**	**46.15**	**909.30**	**418.15**	**45.99**	**54.01**	**1509.53**	**741.40**	**49.11**	**50.89**
32	Odisha Gramya Bank	2573.31	1801.44	70.00	30.00	629.29	479.20	76.15	23.85	3202.60	2280.64	71.21	28.79
33	Utkal Grameen Bank	2123.85	1221.59	57.52	42.48	58.49	49.62	84.84	15.16	2182.34	1271.21	58.25	41.75
Total RRBs		**4697.16**	**3023.03**	**64.36**	**35.64**	**687.78**	**528.82**	**76.89**	**23.11**	**5384.94**	**3551.85**	**65.96**	**34.04**
34	Orissa State Co-Op. Bank	14894.95	13876.54	93.16	6.84	0.00	0.00	#DIV/0!	#DIV/0!	14894.95	13876.54	93.16	6.84
Total of Co-op Bank		**14894.95**	**13876.54**	**93.16**	**6.84**	**0.00**	**0.00**	**#DIV/0!**	**#DIV/0!**	**14894.95**	**13876.54**	**93.16**	**6.84**
35	Jana Small Finance Bank	100.35	59.49	59.28	40.72	0.03	0.08	266.67	-166.67	100.38	59.57	59.34	40.66
36	ESAF Small Finance Bank	0.79	0.79	100.00	0.00	0.00	0.00	#DIV/0!	#DIV/0!	0.79	0.79	100.00	0.00
37	Suryoday Small Finance	0.00	0.00	#DIV/0!	#DIV/0!	0.00	0.00	#DIV/0!	#DIV/0!	0.00	0.00	#DIV/0!	#DIV/0!
38	Ujjivan Small Finance Bank	47.54	42.92	90.28	9.72	3.47	3.02	87.00	13.00	51.01	45.94	90.06	9.94
39	Utkarsh Small Finance Bank	8.43	7.97	94.54	5.46	0.00	0.00	#DIV/0!	#DIV/0!	8.43	7.97	94.54	5.46
Total Small Finance Bank		**157.11**	**111.17**	**70.76**	**29.24**	**3.50**	**3.10**	**88.54**	**11.46**	**160.61**	**114.27**	**71.15**	**28.85**
Grand Total		**26201.66**	**20233.91**	**77.22**	**22.78**	**3186.80**	**2088.01**	**65.52**	**34.48**	**29388.46**	**22321.92**	**75.95**	**24.05**

Annexure - 19

Sector / Scheme wise Recovery / Overdue position as on 30.09.2020

Amount in Crores

Sl.No	BankName	SHG				PMRY/PMEGP				SJSRY				WCC				DRI			
		Total Demand for Recovery	Amount Collected	% Of Recovery	% Of Overdue	Total Demand for Recovery	Amount Collected	% Of Recovery	% Of Overdue	Total Demand for Recovery	Amount Collected	% Of Recovery	% Of Overdue	Total Demand for Recovery	Amount Collected	% Of Recovery	% Of Overdue	Total Demand for Recovery	Amount Collected	% Of Recovery	% Of Overdue
1	Bank of Baroda	6.74	6.70	99.41	0.59	0.00	0.00	#DIV/0!	#DIV/0!	0.00	0.00	#DIV/0!	#DIV/0!	0.00	0.00	#DIV/0!	#DIV/0!	0.00	0.00	#DIV/0!	#DIV/0!
2	Bank of India	15.00	13.00	86.67	13.33	0.00	0.00	#DIV/0!	#DIV/0!	0.00	0.00	#DIV/0!	#DIV/0!	0.00	0.00	#DIV/0!	#DIV/0!	0.00	0.00	#DIV/0!	#DIV/0!
3	Bank of Maharastra	0.05	0.03	52.08	47.92	0.00	0.00	#DIV/0!	#DIV/0!	0.00	0.00	#DIV/0!	#DIV/0!	0.00	0.00	#DIV/0!	#DIV/0!	0.01	0.00	40.00	60.00
4	Canara Bank	8.04	7.53	93.66	6.34	5.88	4.98	84.69	15.31	0.78	0.72	92.31	7.69	1.26	0.78	61.90	38.10	1.29	0.99	76.74	23.26
5	Central Bank of India	26.82	25.98	96.87	3.13	73.33	64.25	87.62	12.38	0.00	0.00	#DIV/0!	#DIV/0!	1.66	0.68	40.96	59.04	1.56	1.49	95.51	4.49
6	Indian Bank	5.47	0.03	0.55	99.45	17.30	0.00	0.00	100.00	0.00	0.00	#DIV/0!	#DIV/0!	0.07	0.00	0.00	100.00	0.06	0.00	0.00	100.00
7	Indian Overseas Bank	1.82	0.98	53.85	46.15	43.21	18.32	42.40	57.60	0.00	0.00	#DIV/0!	#DIV/0!	0.00	0.00	#DIV/0!	#DIV/0!	0.21	0.10	47.62	52.38
8	Punjab & Sind Bank	0.00	0.00	#DIV/0!	#DIV/0!	0.00	0.00	#DIV/0!	#DIV/0!	0.00	0.00	#DIV/0!	#DIV/0!	0.00	0.00	#DIV/0!	#DIV/0!	0.00	0.00	#DIV/0!	#DIV/0!
9	Punjab National Bank	15.61	5.21	33.38	66.62	0.00	0.00	#DIV/0!	#DIV/0!	0.00	0.00	#DIV/0!	#DIV/0!	0.00	0.00	#DIV/0!	#DIV/0!	0.00	0.00	#DIV/0!	#DIV/0!
10	State Bank of India	27.25	14.00	51.38	48.62	0.97	0.20	20.62	79.38	0.00	0.00	#DIV/0!	#DIV/0!	0.00	0.00	#DIV/0!	#DIV/0!	3.22	1.00	31.06	68.94
11	UCO Bank	30.87	0.20	0.65	99.35	38.36	7.52	19.60	80.40	0.43	0.32	74.42	25.58	0.12	0.07	58.33	41.67	1.87	1.50	80.21	19.79
12	Union Bank of India	30.01	17.14	57.11	42.89	0.00	0.00	#DIV/0!	#DIV/0!	0.00	0.00	#DIV/0!	#DIV/0!	0.00	0.00	#DIV/0!	#DIV/0!	0.00	0.00	#DIV/0!	#DIV/0!
Total Public Sector Bank		**167.68**	**90.80**	**54.15**	**45.85**	**179.05**	**95.27**	**53.21**	**46.79**	**1.21**	**1.04**	**85.95**	**14.05**	**3.11**	**1.53**	**49.20**	**50.80**	**8.22**	**5.08**	**61.86**	**38.14**
13	Axis Bank Ltd	0.00	0.00	#DIV/0!	#DIV/0!	0.00	0.00	#DIV/0!	#DIV/0!	0.00	0.00	#DIV/0!	#DIV/0!	0.00	0.00	#DIV/0!	#DIV/0!	0.00	0.00	#DIV/0!	#DIV/0!
14	Bandhan Bank	0.00	0.00	#DIV/0!	#DIV/0!	0.00	0.00	#DIV/0!	#DIV/0!	0.00	0.00	#DIV/0!	#DIV/0!	0.00	0.00	#DIV/0!	#DIV/0!	0.00	0.00	#DIV/0!	#DIV/0!
15	City Union Bank	0.00	0.00	#DIV/0!	#DIV/0!	0.00	0.00	#DIV/0!	#DIV/0!	0.00	0.00	#DIV/0!	#DIV/0!	0.00	0.00	#DIV/0!	#DIV/0!	0.00	0.00	#DIV/0!	#DIV/0!
16	DCB Bank Ltd	0.00	0.00	#DIV/0!	#DIV/0!	0.00	0.00	#DIV/0!	#DIV/0!	0.00	0.00	#DIV/0!	#DIV/0!	0.00	0.00	#DIV/0!	#DIV/0!	0.00	0.00	#DIV/0!	#DIV/0!
17	Federal Bank	0.00	0.00	#DIV/0!	#DIV/0!	0.04	0.00	0.00	100.00	0.0002	0.0002	100.00	0.00	0.00	0.00	#DIV/0!	#DIV/0!	0.00	0.00	#DIV/0!	#DIV/0!
18	HDFC Bank	0.00	0.00	#DIV/0!	#DIV/0!	0.0005	0.0005	100.00	0.00	0.004	0.003	75.00	25.00	0.00	0.00	#DIV/0!	#DIV/0!	0.00	0.00	#DIV/0!	#DIV/0!
19	ICICI Bank	0.00	0.00	#DIV/0!	#DIV/0!	0.00	0.00	#DIV/0!	#DIV/0!	0.00	0.00	#DIV/0!	#DIV/0!	0.00	0.00	#DIV/0!	#DIV/0!	0.00	0.00	#DIV/0!	#DIV/0!
20	IDBI Bank	5.50	1.00	18.18	81.82	0.56	0.41	73.21	26.79	0.07	0.02	28.57	71.43	0.002	0.002	100.00	0.00	0.02	0.01	33.00	67.00
21	IDFC First Bank	0.00	0.00	#DIV/0!	#DIV/0!	0.00	0.00	#DIV/0!	#DIV/0!	0.00	0.00	#DIV/0!	#DIV/0!	0.00	0.00	#DIV/0!	#DIV/0!	0.00	0.00	#DIV/0!	#DIV/0!
22	Indus Ind Bank	0.00	0.00	#DIV/0!	#DIV/0!	0.00	0.00	#DIV/0!	#DIV/0!	0.00	0.00	#DIV/0!	#DIV/0!	0.00	0.00	#DIV/0!	#DIV/0!	0.00	0.00	#DIV/0!	#DIV/0!
23	Karnatak Bank Ltd.	0.00	0.00	#DIV/0!	#DIV/0!	0.00	0.00	#DIV/0!	#DIV/0!	0.00	0.00	#DIV/0!	#DIV/0!	0.00	0.00	#DIV/0!	#DIV/0!	0.00	0.00	#DIV/0!	#DIV/0!
24	Karur Vysya Bank	0.00	0.00	#DIV/0!	#DIV/0!	0.00	0.00	#DIV/0!	#DIV/0!	0.00	0.00	#DIV/0!	#DIV/0!	0.00	0.00	#DIV/0!	#DIV/0!	0.00	0.00	#DIV/0!	#DIV/0!
25	Kotak Mahindra Bank Ltd	0.00	0.00	#DIV/0!	#DIV/0!	0.00	0.00	#DIV/0!	#DIV/0!	0.00	0.00	#DIV/0!	#DIV/0!	0.00	0.00	#DIV/0!	#DIV/0!	0.00	0.00	#DIV/0!	#DIV/0!
26	Laxmi Vilas Bank	0.00	0.00	#DIV/0!	#DIV/0!	0.00	0.00	#DIV/0!	#DIV/0!	0.00	0.00	#DIV/0!	#DIV/0!	0.00	0.00	#DIV/0!	#DIV/0!	0.00	0.00	#DIV/0!	#DIV/0!
27	RBL Bank	0.00	0.00	#DIV/0!	#DIV/0!	0.00	0.00	#DIV/0!	#DIV/0!	0.00	0.00	#DIV/0!	#DIV/0!	0.00	0.00	#DIV/0!	#DIV/0!	0.00	0.00	#DIV/0!	#DIV/0!
28	Standard Chartered Bank	0.00	0.00	#DIV/0!	#DIV/0!	0.00	0.00	#DIV/0!	#DIV/0!	0.00	0.00	#DIV/0!	#DIV/0!	0.00	0.00	#DIV/0!	#DIV/0!	0.00	0.00	#DIV/0!	#DIV/0!
29	The South Indian Bank Ltd.	0.00	0.00	#DIV/0!	#DIV/0!	0.00	0.00	#DIV/0!	#DIV/0!	0.00	0.00	#DIV/0!	#DIV/0!	0.00	0.00	#DIV/0!	#DIV/0!	0.00	0.00	#DIV/0!	#DIV/0!
30	Yes Bank	0.00	0.00	#DIV/0!	#DIV/0!	0.00	0.00	#DIV/0!	#DIV/0!	0.00	0.00	#DIV/0!	#DIV/0!	0.00	0.00	#DIV/0!	#DIV/0!	0.00	0.00	#DIV/0!	#DIV/0!
31	Tamilnadu Mercantile Bank	0.00	0.00	#DIV/0!	#DIV/0!	0.00	0.00	#DIV/0!	#DIV/0!	0.00	0.00	#DIV/0!	#DIV/0!	0.00	0.00	#DIV/0!	#DIV/0!	0.00	0.00	#DIV/0!	#DIV/0!
Total Private Sector Bank		**5.50**	**1.00**	**18.18**	**81.82**	**0.60**	**0.41**	**68.92**	**31.08**	**0.07**	**0.02**	**31.27**	**68.73**	**0.00**	**0.00**	**100.00**	**0.00**	**0.02**	**0.01**	**33.00**	**67.00**
32	Odisha Gramya Bank	34.92	26.85	76.89	23.11	2.97	1.70	57.24	42.76	0.00	0.00	#DIV/0!	#DIV/0!	0.00	0.00	#DIV/0!	#DIV/0!	0.00	0.00	#DIV/0!	#DIV/0!
33	Utkal Grameen Bank	190.02	56.68	29.83	70.17	2.19	0.73	33.33	66.67	0.00	0.00	#DIV/0!	#DIV/0!	2.91	0.08	2.75	97.25	0.00	0.00	#DIV/0!	#DIV/0!
Total RRBs		**224.94**	**83.53**	**37.13**	**62.87**	**5.16**	**2.43**	**47.09**	**52.91**	**0.00**	**0.00**	**#DIV/0!**	**#DIV/0!**	**2.91**	**0.08**	**2.75**	**97.25**	**0.00**	**0.00**	**#DIV/0!**	**#DIV/0!**
34	Orissa State Co-Op. Bank	0.00	0.00	#DIV/0!	#DIV/0!	0.00	0.00	#DIV/0!	#DIV/0!	0.00	0.00	#DIV/0!	#DIV/0!	0.00	0.00	#DIV/0!	#DIV/0!	0.00	0.00	#DIV/0!	#DIV/0!
Total of Co-op Bank		**0.00**	**0.00**	**#DIV/0!**	**#DIV/0!**	**0.00**	**0.00**	**#DIV/0!**	**#DIV/0!**	**0.00**	**0.00**	**#DIV/0!**	**#DIV/0!**	**0.00**	**0.00**	**#DIV/0!**	**#DIV/0!**	**0.00**	**0.00**	**#DIV/0!**	**#DIV/0!**
35	Jana Small Finance Bank	0.00	0.00	#DIV/0!	#DIV/0!	0.00	0.00	#DIV/0!	#DIV/0!	0.00	0.00	#DIV/0!	#DIV/0!	0.00	0.00	#DIV/0!	#DIV/0!	0.00	0.00	#DIV/0!	#DIV/0!
36	ESAF Small Finance Bank	0.00	0.00	#DIV/0!	#DIV/0!	0.00	0.00	#DIV/0!	#DIV/0!	0.00	0.00	#DIV/0!	#DIV/0!	0.00	0.00	#DIV/0!	#DIV/0!	0.00	0.00	#DIV/0!	#DIV/0!
37	Suryoday Small Finance	0.00	0.00	#DIV/0!	#DIV/0!	0.00	0.00	#DIV/0!	#DIV/0!	0.00	0.00	#DIV/0!	#DIV/0!	0.00	0.00	#DIV/0!	#DIV/0!	0.00	0.00	#DIV/0!	#DIV/0!
38	Ujjivan Small Finance Bank	0.00	0.00	#DIV/0!	#DIV/0!	0.00	0.00	#DIV/0!	#DIV/0!	0.00	0.00	#DIV/0!	#DIV/0!	0.00	0.00	#DIV/0!	#DIV/0!	0.00	0.00	#DIV/0!	#DIV/0!
39	Utkarsh Small Finance Bank	0.00	0.00	#DIV/0!	#DIV/0!	0.00	0.00	#DIV/0!	#DIV/0!	0.00	0.00	#DIV/0!	#DIV/0!	0.00	0.00	#DIV/0!	#DIV/0!	0.00	0.00	#DIV/0!	#DIV/0!
Total Small Finance Bank		**0.00**	**0.00**	**#DIV/0!**	**#DIV/0!**	**0.00**	**0.00**	**#DIV/0!**	**#DIV/0!**	**0.00**	**0.00**	**#DIV/0!**	**#DIV/0!**	**0.00**	**0.00**	**#DIV/0!**	**#DIV/0!**	**0.00**	**0.00**	**#DIV/0!**	**#DIV/0!**
Grand Total		**398.12**	**175.33**	**44.04**	**55.96**	**184.81**	**98.11**	**53.09**	**46.91**	**1.28**	**1.06**	**82.79**	**17.21**	**6.02**	**1.61**	**26.76**	**73.24**	**8.24**	**5.09**	**61.79**	**38.21**

Annexure - 20

PARTICULARS OF CASES FILED WITH COMPETENT AUTHORITY UNDER THE PROVISION OF OPDR ACT AS ON 30.09.2020

(Amt in Crores)

Sl No.	Name of Bank	No. of cases pending at the beginning of the year		No. of cases filed from 01.04.2020 to 30.09.2020		No. of cases settled from 01.04.2020 to 30.09.2020		Cases pending at the end of the quarter		Pending Age-wise < 1yr.		1-3 yr.		> 3 yr.	
		A/c	Amt	A/c	Amt	A/c	Amt	A/c	Amt.	A/c	Amt	A/c	Amt.	A/c	Amt
1	Bank of Baroda	0	0.00	0	0.00	0	0.00	0	0.00	0	0.00	0	0.00	0	0.00
2	Bank of India	22	30.41	0	0.00	0	0.00	22	30.41	3	4.56	5	9.73	14	16.12
3	Bank of Maharastra	0	0.00	0	0.00	0	0.00	0	0.00	0	0.00	0	0.00	0	0.00
4	Canara Bank	0	0.00	0	0.00	0	0.00	0	0.00	0	0.00	0	0.00	0	0.00
5	Central Bank of India	0	0.00	0	0.00	0	0.00	0	0.00	0	0.00	0	0.00	0	0.00
6	Indian Bank	2	0.25	36	1.99	0	0.00	38	2.24	36	1.99	2	2.25	0	0.00
7	Indian Overseas Bank	0	0.00	0	0.00	0	0.00	0	0.00	0	0.00	0	0.00	0	0.00
8	Punjab & Sind Bank	0	0.00	0	0.00	0	0.00	0	0.00	0	0.00	0	0.00	0	0.00
9	Punjab National Bank	0	0.00	0	0.00	0	0.00	0	0.00	0	0.00	0	0.00	0	0.00
10	State Bank of India	8275	98.26	0	0.00	0	0.00	8275	98.26	1641	17.21	1466	20.38	5168	60.67
11	UCO Bank	0	0.00	0	0.00	0	0.00	0	0.00	0	0.00	0	0.00	0	0.00
12	Union Bank of India	0	0.00	0	0.00	0	0.00	0	0.00	0	0.00	0	0.00	0	0.00
Total Public Sector Banks		**8299**	**128.92**	**36**	**1.99**	**0**	**0.00**	**8335**	**130.91**	**1000**	**19.64**	**1917**	**41.89**	**5418**	**69.38**
13	Axis Bank Ltd	0	0.00	0	0.00	0	0.00	0	0.00	0	0.00	0	0.00	0	0.00
14	Bandhan Bank	0	0.00	0	0.00	0	0.00	0	0.00	0	0.00	0	0.00	0	0.00
15	City Union Bank	0	0.00	0	0.00	0	0.00	0	0.00	0	0.00	0	0.00	0	0.00
16	DCB Bank Ltd	0	0.00	0	0.00	0	0.00	0	0.00	0	0.00	0	0.00	0	0.00
17	Federal Bank	0	0.00	0	0.00	0	0.00	0	0.00	0	0.00	0	0.00	0	0.00
18	HDFC Bank	0	0.00	0	0.00	0	0.00	0	0.00	0	0.00	0	0.00	0	0.00
19	ICICI Bank	0	0.00	0	0.00	0	0.00	0	0.00	0	0.00	0	0.00	0	0.00
20	IDBI Bank	0	0.00	0	0.00	0	0.00	0	0.00	0	0.00	0	0.00	0	0.00
21	IDFC First Bank	0	0.00	0	0.00	0	0.00	0	0.00	0	0.00	0	0.00	0	0.00
22	Indus Ind Bank	0	0.00	0	0.00	0	0.00	0	0.00	0	0.00	0	0.00	0	0.00
23	Karnatak Bank Ltd.	0	0.00	0	0.00	0	0.00	0	0.00	0	0.00	0	0.00	0	0.00
24	Karur Vysya Bank	0	0.00	0	0.00	0	0.00	0	0.00	0	0.00	0	0.00	0	0.00
25	Kotak Mahindra Bank Ltd	0	0.00	0	0.00	0	0.00	0	0.00	0	0.00	0	0.00	0	0.00
26	Laxmi Vilas Bank	0	0.00	0	0.00	0	0.00	0	0.00	0	0.00	0	0.00	0	0.00
27	RBL Bank	0	0.00	0	0.00	0	0.00	0	0.00	0	0.00	0	0.00	0	0.00
28	Standard Chartered Bank	0	0.00	0	0.00	0	0.00	0	0.00	0	0.00	0	0.00	0	0.00
29	The South Indian Bank Ltd.	0	0.00	0	0.00	0	0.00	0	0.00	0	0.00	0	0.00	0	0.00
30	Yes Bank	0	0.00	0	0.00	0	0.00	0	0.00	0	0.00	0	0.00	0	0.00
31	Tamilnadu Mercantile Bank	0	0.00	0	0.00	0	0.00	0	0.00	0	0.00	0	0.00	0	0.00
Total Private Sector Banks		**0**	**0.00**	**0**	**0.00**	**0**	**0.00**	**0**	**0.00**	**0**	**0.00**	**0**	**0.00**	**0**	**0.00**
32	Odisha Gramya Bank	3295	1.72	0	0.00	0	0.00	3295	1.72	0	0.00	0	0.00	3295	1.72
33	Utkal Grameen Bank	80	1.00	2	0.02	27	0.06	55	0.96	54	0.95	0	0.00	1	0.01
Total of RRBs		**3375**	**2.72**	**2**	**0.02**	**27**	**0.06**	**3350**	**2.68**	**402**	**0.40**	**771**	**0.86**	**2178**	**1.42**
34	Orissa State Co-Op. Bank	0	0.00	0	0.00	0	0.00	0	0.00	0	0.00	0	0.00	0	0.00
Total OSCB		**0**	**0.00**	**0**	**0.00**	**0**	**0.00**	**0**	**0.00**	**0**	**0.00**	**0**	**0.00**	**0**	**0.00**
35	Jana Small Finance Bank	0	0.00	0	0.00	0	0.00	0	0.00	0	0.00	0	0.00	0	0.00
36	ESAF Small Finance Bank	0	0.00	0	0.00	0	0.00	0	0.00	0	0.00	0	0.00	0	0.00
37	Suryoday Small Finance Bank	0	0.00	0	0.00	0	0.00	0	0.00	0	0.00	0	0.00	0	0.00
38	Ujjivan Small Finance Bank	0	0.00	0	0.00	0	0.00	0	0.00	0	0.00	0	0.00	0	0.00
39	Utkarsh Small Finance Bank	0	0.00	0	0.00	0	0.00	0	0.00	0	0.00	0	0.00	0	0.00
Total Small Finance Bank		**0**	**0.00**	**0**	**0.00**	**0**	**0.00**	**0**	**0.00**	**0**	**0.00**	**0**	**0.00**	**0**	**0.00**
GRAND TOTAL		**11674**	**131.64**	**38**	**2.01**	**27**	**0.06**	**11685**	**133.59**	**1402**	**20.04**	**2688**	**42.75**	**7595**	**70.80**

Annexure - 20

PARTICULARS OF CASES FILED WITH COMPETENT AUTHORITY UNDER THE PROVISION OF ORISSA AGRICULTURE CREDIT OPERATION & MISC PROVISION(BANKS) ACT AS ON 30.09.2020

(Amt in Crores)

Sl No.	Name of Bank	No. of cases pending at the beginning of the year		No. of cases filed from 01.04.2020 to 30.09.2020		No. of cases settled from 01.04.2020 to 30.09.2020		Cases pending at the end of the quarter		Pending Age-wise < 1yr.		1-3 yr.		> 3 yr.	
		A/c	Amt	A/c	Amt.	A/c	Amt	A/c	Amt.	A/c	Amt	A/c	Amt.	A/c	Amt
1	Bank of Baroda	0	0.00	0	0.00	0	0.00	0	0.00	0	0.00	0	0.00	0	0.00
2	Bank of India	0	0.00	0	0.00	0	0.00	0	0.00	0	0.00	0	0.00	0	0.00
3	Bank of Maharastra	0	0.00	0	0.00	0	0.00	0	0.00	0	0.00	0	0.00	0	0.00
4	Canara Bank	0	0.00	0	0.00	0	0.00	0	0.00	0	0.00	0	0.00	0	0.00
5	Central Bank of India	0	0.00	0	0.00	0	0.00	0	0.00	0	0.00	0	0.00	0	0.00
6	Indian Bank	0	0.00	0	0.00	0	0.00	0	0.00	0	0.00	0	0.00	0	0.00
7	Indian Overseas Bank	0	0.00	0	0.00	0	0.00	0	0.00	0	0.00	0	0.00	0	0.00
8	Punjab & Sind Bank	0	0.00	0	0.00	0	0.00	0	0.00	0	0.00	0	0.00	0	0.00
9	Punjab National Bank	0	0.00	0	0.00	0	0.00	0	0.00	0	0.00	0	0.00	0	0.00
10	State Bank of India	0	0.00	0	0.00	0	0.00	0	0.00	0	0.00	0	0.00	0	0.00
11	UCO Bank	0	0.00	0	0.00	0	0.00	0	0.00	0	0.00	0	0.00	0	0.00
12	Union Bank of India	0	0.00	0	0.00	0	0.00	0	0.00	0	0.00	0	0.00	0	0.00
Total Public Sector Banks		**0**	**0.00**	**0**	**0.00**	**0**	**0.00**	**0**	**0.00**	**0**	**0.00**	**0**	**0.00**	**0**	**0.00**
13	Axis Bank Ltd	0	0.00	0	0.00	0	0.00	0	0.00	0	0.00	0	0.00	0	0.00
14	Bandhan Bank	0	0.00	0	0.00	0	0.00	0	0.00	0	0.00	0	0.00	0	0.00
15	City Union Bank	0	0.00	0	0.00	0	0.00	0	0.00	0	0.00	0	0.00	0	0.00
16	DCB Bank Ltd	0	0.00	0	0.00	0	0.00	0	0.00	0	0.00	0	0.00	0	0.00
17	Federal Bank	0	0.00	0	0.00	0	0.00	0	0.00	0	0.00	0	0.00	0	0.00
18	HDFC Bank	0	0.00	0	0.00	0	0.00	0	0.00	0	0.00	0	0.00	0	0.00
19	ICICI Bank	0	0.00	0	0.00	0	0.00	0	0.00	0	0.00	0	0.00	0	0.00
20	IDBI Bank	0	0.00	0	0.00	0	0.00	0	0.00	0	0.00	0	0.00	0	0.00
21	IDFC First Bank	0	0.00	0	0.00	0	0.00	0	0.00	0	0.00	0	0.00	0	0.00
22	Indus Ind Bank	0	0.00	0	0.00	0	0.00	0	0.00	0	0.00	0	0.00	0	0.00
23	Karnatak Bank Ltd.	0	0.00	0	0.00	0	0.00	0	0.00	0	0.00	0	0.00	0	0.00
24	Karur Vysya Bank	0	0.00	0	0.00	0	0.00	0	0.00	0	0.00	0	0.00	0	0.00
25	Kotak Mahindra Bank Ltd	0	0.00	0	0.00	0	0.00	0	0.00	0	0.00	0	0.00	0	0.00
26	Laxmi Vilas Bank	0	0.00	0	0.00	0	0.00	0	0.00	0	0.00	0	0.00	0	0.00
27	RBL Bank	0	0.00	0	0.00	0	0.00	0	0.00	0	0.00	0	0.00	0	0.00
28	Standard Chartered Bank	0	0.00	0	0.00	0	0.00	0	0.00	0	0.00	0	0.00	0	0.00
29	The South Indian Bank Ltd.	0	0.00	0	0.00	0	0.00	0	0.00	0	0.00	0	0.00	0	0.00
30	Yes Bank	0	0.00	0	0.00	0	0.00	0	0.00	0	0.00	0	0.00	0	0.00
31	Tamilnadu Mercantile Bank	0	0.00	0	0.00	0	0.00	0	0.00	0	0.00	0	0.00	0	0.00
Total Private Sector Banks		**0**	**0.00**	**0**	**0.00**	**0**	**0.00**	**0**	**0.00**	**0**	**0.00**	**0**	**0.00**	**0**	**0.00**
32	Odisha Gramya Bank	762	0.32	0	0.00	0	0.00	762	0.32	0	0.00	0	0.00	762	0.32
33	Utkal Grameen Bank	0	0.00	0	0.00	0	0.00	0	0.00	0	0.00	0	0.00	0	0.00
Total of RRBs		**762**	**0.32**	**0**	**0.00**	**0**	**0.00**	**762**	**0.32**	**0**	**0.00**	**0**	**0.00**	**762**	**0.32**
34	Orissa State Co-Op. Bank	0	0.00	0	0.00	0	0.00	0	0.00	0	0.00	0	0.00	0	0.00
Total of Co-operative Bank		**0**	**0.00**	**0**	**0.00**	**0**	**0.00**	**0**	**0.00**	**0**	**0.00**	**0**	**0.00**	**0**	**0.00**
GRAND TOTAL		**762**	**0.32**	**0**	**0.00**	**0**	**0.00**	**762**	**0.32**	**0**	**0.00**	**0**	**0.00**	**762**	**0.32**

Annexure - 20

District Wise Breakup of Pending Cases under OACO & MPBA as on 30.09.2020 (Amt in Crores)

Sl.No	DistrictName	Under OPDR		Under OACO & MPBA	
		A/C	Amt	A/C	Amt
1	ANGUL	381	3.48	20	0.02
2	BALASORE	878	6.11	1	0.01
3	BARGARH	149	2.02	0	0.00
4	BHADRAK	589	6.85	30	0.04
5	BOLANGIR	144	1.64	0	0.00
6	BOUDH	535	4.49	0	0.00
7	CUTTACK	582	2.36	103	0.08
8	DEOGARH	94	0.92	0	0.00
9	DHENKANAL	252	5.10	21	0.04
10	GAJAPATI	0	0.00	0	0.00
11	GANJAM	462	26.82	0	0.00
12	JAGATSINGHPUR	358	0.07	87	0.02
13	JAJPUR	380	0.67	212	0.04
14	JHARSUGUDA	185	1.39	0	0.00
15	KALAHANDI	929	10.79	0	0.00
16	KANDHAMAL	422	3.63	0	0.00
17	KENDRAPARA	945	1.12	248	0.03
18	KEONJHAR	84	0.29	0	0.00
19	KHURDA	1153	29.94	0	0.00
20	KORAPUT	475	4.81	0	0.00
21	MALKANGIRI	381	3.72	0	0.00
22	MAYURBHANJ	120	0.99	0	0.00
23	NABARANGPUR	252	3.08	0	0.00
24	NAYAGARH	1014	5.77	0	0.00
25	NUAPADA	59	0.64	0	0.00
26	PURI	329	1.66	40	0.04
27	RAYAGADA	55	0.45	0	0.00
28	SAMBALPUR	199	1.66	0	0.00
29	SONEPUR	67	0.97	0	0.00
30	SUNDARGARH	212	2.15	0	0.00
Total		**11685**	**133.59**	**762**	**0.32**

Annexure - 21

District Wise number of Applications for attachment of Property under Section 14 of SARFAESI pending with District Magistrate as on 30.09.2020

Sl	Districts	Applications Pending	Amount (in Cr.)
1	Puri	232	23.37
2	Khurda	223	140.14
3	Cuttack	124	76.80
4	Nayagarh	98	43.06
5	Angul	61	16.73
6	Jagatsinghpur	48	3.54
7	Keonjhar	45	8.49
8	Mayurbhanj	40	2.19
9	Sundargarh	33	7.61
10	Dhenkanal	27	7.59
11	Balasore	25	11.25
12	Koraput	25	2.01
13	Sambalpur	19	10.21
14	Bhadrak	14	4.86
15	Jharsuguda	14	5.28
16	Kendrapara	14	3.74
17	Jajpur	13	2.38
18	Kalahandi	11	2.75
19	Malkangiri	11	0.51
20	Bolangir	10	0.75
21	Ganjam	9	1.36
22	Nuapada	8	1.70
23	Boudh	5	0.31
24	Deogarh	4	0.47
25	Bargarh	1	0.15
26	Rayagada	1	0.25
27	Gajapati	0	0.00
28	Kandhamal	0	0.00
29	Nabarangpur	0	0.00
30	Sonepur	0	0.00
	TOTAL	**1115**	**377.50**

Sl	Banks	Applications Pending	Amount (in Cr.)
1	Odisha Gramya Bank	651	91.26
2	Bank of Baroda	232	39.34
3	Utkal Grameen Bank	78	6.99
4	UCO Bank	58	29.19
5	Punjab National Bank	43	163.05
6	Bank of India	22	30.41
7	Indian Overseas Bank	21	11.87
8	State Bank of India	6	0.63
9	HDFC Bank	4	4.76
	TOTAL	**1115**	**377.50**

Annexure - 22

Credit Flow to Micro Small Medium Enterprises(MSME)Sectors from 01.04.2020 to 30.09.2020								Amt.in Crores	
Sl. No.	Name of Bank	Micro Enterprises		Small Enterprises		Medium Enterprises		Total MSME Sector	
		A/C	Amt	A/C	Amt	A/C	Amt	A/C	Amt
1	Bank of Baroda	4875	78.83	2543	113.07	536	63.57	7954	255.47
2	Bank of India	20295	352.63	1782	184.02	60	49.18	22137	585.83
3	Bank of Maharastra	1270	38.13	0	0.00	0	0.00	1270	38.13
4	Canara Bank	12104	249.74	1056	154.19	165	206.29	13325	610.22
5	Central Bank of India	7868	193.37	684	163.60	117	64.85	8669	421.82
6	Indian Bank	12248	100.40	552	53.58	26	38.20	12826	192.18
7	Indian Overseas Bank	11431	91.90	423	88.77	18	3.36	11872	184.03
8	Punjab & Sind Bank	375	73.13	543	22.46	15	25.46	933	121.05
9	Punjab National Bank	25001	1726.78	4465	322.92	426	55.96	29892	2105.66
10	State Bank of India	37461	1425.20	8936	2133.97	223	443.03	46620	4002.20
11	UCO Bank	10042	307.46	2004	329.86	32	33.53	12078	670.85
12	Union Bank of India	10628	341.91	1322	212.83	616	149.92	12566	704.66
Total Public Sector Banks		**153598**	**4979.48**	**24310**	**3779.27**	**2234**	**1133.35**	**180142**	**9892.10**
13	Axis Bank Ltd	7820	75.23	129	57.02	260	104.02	8209	236.27
14	Bandhan Bank	58893	281.41	159	1.63	0	0.00	59052	283.04
15	City Union Bank	6	0.44	2	0.12	0	0.00	8	0.56
16	DCB Bank Ltd	158	9.84	55	6.84	1	1.03	214	17.71
17	Federal Bank	79	11.14	40	28.90	5	17.89	124	57.93
18	HDFC Bank	4487	111.31	797	155.77	202	47.01	5486	314.09
19	ICICI Bank	1032	272.43	897	610.71	135	138.58	2064	1021.72
20	IDBI Bank	3899	295.04	279	57.24	9	1.52	4187	353.80
21	IDFC First Bank	903	4.04	15	0.36	0	0.00	918	4.40
22	Indus Ind Bank	170873	448.93	77	24.72	3	1.44	170953	475.09
23	Karnatak Bank Ltd.	247	77.89	138	82.31	10	34.21	395	194.41
24	Karur Vysya Bank	8	0.55	0	0.00	0	0.00	8	0.55
25	Kotak Mahindra Bank Ltd	61	42.38	135	33.92	11	3.71	207	80.01
26	Laxmi Vilas Bank	0	0.00	0	0.00	0	0.00	0	0.00
27	RBL Bank	886	2.86	0	0.00	0	0.00	886	2.86
28	Standard Chartered Bank	0	0.00	0	0.00	0	0.00	0	0.00
29	The South Indian Bank Ltd.	0	0.00	0	0.00	0	0.00	0	0.00
30	Yes Bank	34	3.81	35	6.58	4	4.65	73	15.04
31	Tamilnadu Mercantile Bank	3	0.13	0	0.00	0	0.00	3	0.13
Total Private Sector Banks		**249389**	**1637.43**	**2758**	**1066.12**	**640**	**354.07**	**252787**	**3057.62**
32	Odisha Gramya Bank	2586	26.93	263	7.00	134	7.42	2983	41.35
33	Utkal Gramya Bank	2991	287.53	19	37.23	7	291.34	3017	616.10
Total of RRBs		**5577**	**314.46**	**282**	**44.23**	**141**	**298.76**	**6000**	**657.45**
34	Orissa State Co-Op. Bank	0	0.00	0	0.00	0	0.00	0	0.00
Total of Co-op Bank		**0**	**0.00**	**0**	**0.00**	**0**	**0.00**	**0**	**0.00**
35	Jana Small Finance Bank	0	0.00	0	0.00	0	0.00	0	0.00
36	ESAF Small Finance Bank	0	0.00	0	0.00	0	0.00	0	0.00
37	Suryoday Small Finance Bank	0	0.00	0	0.00	0	0.00	0	0.00
38	Ujjivan Small Finance Bank	1773	7.67	0	0.00	0	0.00	1773	7.67
39	Utkarsh Small Finance Bank	104	0	0	0.00	0	0.00	104	0.38
Total Small Finance Bank		**1877**	**8.05**	**0**	**0.00**	**0**	**0.00**	**1877**	**8.05**
Grand Total		**410441**	**6939.42**	**27350**	**4889.62**	**3015**	**1786.18**	**440806**	**13615.22**

Annexure - 22

Credit Flow to Micro,Small & Medium Enterprises(MSME)Sectors-Balance Outstanding as on 30.09.2020								Amount in Crores	
Sl. No.	Name of Bank	Micro Enterprises		Small Enterprises		Medium Enterprises		Total MSME Sector	
		A/C	Amt	A/C	Amt	A/C	Amt	A/C	Amt
1	Bank of Baroda	55965	1031.69	12861	1033.03	481	403.09	69307	2467.81
2	Bank of India	80082	1748.64	4343	676.13	213	157.76	84638	2582.53
3	Bank of Maharastra	1455	129.07	0	0.00	0	0.00	1455	129.07
4	Canara Bank	50523	1400.49	2805	1723.15	196	614.58	53524	3738.22
5	Central Bank of India	25265	363.51	856	196.11	190	80.70	26311	640.32
6	Indian Bank	41921	840.64	6689	628.99	41	64.46	48651	1534.09
7	Indian Overseas Bank	35458	460.61	1041	190.69	28	30.81	36527	682.11
8	Punjab & Sind Bank	1722	100.10	555	22.50	458	25.57	2735	148.17
9	Punjab National Bank	75512	1599.27	10067	1262.42	289	281.15	85868	3142.84
10	State Bank of India	88480	2101.02	7098	2775.48	187	628.50	95765	5505.00
11	UCO Bank	58466	1414.47	18742	900.46	82	253.06	77290	2567.99
12	Union Bank of India	110937	1532.64	4436	766.25	1363	233.93	116736	2532.82
Total Public Sector Banks		**625786**	**12722.15**	**69493**	**10175.21**	**3528**	**2773.61**	**698807**	**25670.97**
13	Axis Bank Ltd	176179	3405.39	45168	1204.54	41411	929.10	262758	5539.03
14	Bandhan Bank	213147	717.65	165	4.00	0	0.00	213312	721.65
15	City Union Bank	25	5.09	9	2.47	0	0.00	34	7.56
16	DCB Bank Ltd	1718	154.84	1124	200.66	10	4.07	2852	359.57
17	Federal Bank	116	13.46	47	51.52	5	14.00	168	78.98
18	HDFC Bank	161464	574.74	6252	1103.07	2424	536.19	170140	2214.00
19	ICICI Bank	6495	589.28	4201	1252.83	960	285.05	11656	2127.16
20	IDBI Bank	9652	527.22	640	94.71	22	16.14	10314	638.07
21	IDFC First Bank	2061	13.89	37	2.47	2	0.29	2100	16.65
22	IndusInd Bank	514658	833.78	7115	1053.35	6	1.25	521779	1888.38
23	Karnatak Bank Ltd.	247	60.70	137	62.73	8	25.16	392	148.59
24	Karur Vysya Bank	42	7.03	13	10.36	0	0.00	55	17.39
25	Kotak Mahindra Bank Ltd	245	61.42	2312	299.45	257	38.80	2814	399.67
26	Laxmi Vilas Bank	0	0.00	0	0.00	0	0.00	0	0.00
27	RBL Bank	65844	119.61	0	0.00	0	0.00	65844	119.61
28	Standard Chartered Bank	0	0.00	0	0.00	0	0.00	0	0.00
29	The South Indian Bank Ltd.	6	6.05	21	2.49	7	66.07	34	74.61
30	Yes Bank	599	20.01	118	23.45	35	12.03	752	55.49
31	Tamilnadu Mercantile Bank	76	6.02	15	0.26	0	0.00	91	6.28
Total Private Sector Banks		**1152574**	**7116.18**	**67374**	**5368.36**	**45147**	**1928.15**	**1265095**	**14412.70**
32	Odisha Gramya Bank	79139	730.01	42814	492.57	997	78.89	122950	1301.47
33	Utkal Gramya Bank	19424	226.46	37	32.05	13	167.83	19474	426.34
Total of RRBs		**98563**	**956.47**	**42851**	**524.62**	**1010**	**246.72**	**142424**	**1727.81**
34	Orissa State Co-Op. Bank	0	0.00	6198	24.63	526	3.36	6724	27.99
Total of Co-op Bank		**0**	**0.00**	**6198**	**24.63**	**526**	**3.36**	**6724**	**27.99**
35	Jana Small Finance Bank	0	0.00	0	0.00	0	0.00	0	0.00
36	ESAF Small Finance Bank	0	0.00	0	0.00	0	0.00	0	0.00
37	Suryoday Small Finance Bank	1498	9.29	169	38.36	35	8.71	1702	56.36
38	Ujjivan Small Finance Bank	39548	120.00	14	1.80	0	0.00	39562	121.80
39	Utkarsh Small Finance Bank	9432	12.81	0	0.00	0	0.00	9432	12.81
Total Small Finance Bank		**50478**	**142.10**	**183**	**40.16**	**35**	**8.71**	**50696**	**190.97**
Grand Total		**1927401**	**20936.90**	**186099**	**16132.98**	**50246**	**4960.55**	**2163746**	**42030.43**

Annexure-22

CREDIT FLOW TO MSME(MANUFACTURING)SECTOR FOR THE QUARTER ENDED SEPTEMBER 2020

Amount in Crores

Sl. No.	Name of Bank	MICRO ENTERPRISES (MANUFACTURING)				SMALL ENTERPRISES (MANUFACTURING)				MEDIUM ENTERPRISES (MANUFACTURING)				TOTAL MSME (MANUFACTURING)			
		No of cases disbursed		Balance Outstanding		No of cases disbursed		Balance Outstanding		No of cases disbursed		Balance Outstanding		No of cases disbursed		Balance Outstanding	
		A/c	Amt.	A/c	Amt.	A/c	Amt	A/c	Amt	A/c	Amt	A/c	Amt	A/c	Amt	A/c	Amt
1	Bank of Baroda	2069	28.89	24700	436.30	1290	54.30	6410	480.72	241	29.62	101	321.25	3600	112.81	31211	1238.27
2	Bank of India	916	105.93	4451	431.75	158	52.53	496	206.89	4	9.79	26	96.20	1078	168.25	4973	734.84
3	Bank of Maharastra	20	10.12	75	4.06	0	0.00	0	0.00	0	0.00	0	0.00	20	10.12	75	4.06
4	Canara Bank	4457	92.46	3586	392.85	165	23.32	601	463.89	147	184.81	74	533.43	4769	300.59	4261	1390.17
5	Central Bank of India	1471	38.25	4133	70.64	50	22.06	86	28.32	3	13.17	29	12.37	1524	73.48	4248	111.33
6	Indian Bank	1033	9.50	5376	122.45	94	14.28	368	144.11	15	25.61	21	39.35	1142	49.39	5765	305.91
7	Indian Overseas Bank	4057	27.42	8749	100.61	67	6.36	165	36.97	3	0.46	16	27.96	4127	34.24	8930	165.54
8	Punjab & Sind Bank	0	0.00	0	0.00	0	0.00	0	0.00	0	0.00	0	0.00	0	0.00	0	0.00
9	Punjab National Bank	1963	30.08	9249	239.14	2886	94.68	667	212.42	382	34.03	30	42.21	5231	158.79	9946	493.77
10	State Bank of India	3761	264.37	4223	291.58	2234	533.49	2568	644.48	56	110.76	71	207.50	6051	908.62	6862	1143.56
11	UCO Bank	830	35.98	18736	754.67	236	40.50	3245	334.80	11	17.54	26	141.83	1077	94.02	22007	1231.30
12	Union Bank of India	2204	82.31	52417	534.89	299	84.28	1743	372.69	223	90.78	327	118.76	2726	257.37	54487	1026.34
Total Public Sector Banks		**22781**	**725.31**	**135695**	**3378.94**	**7479**	**925.80**	**16349**	**2925.29**	**1085**	**516.57**	**721**	**1540.86**	**31345**	**2167.68**	**152765**	**7845.09**
13	Axis Bank Ltd	80	48.22	122182	2218.93	80	40.85	23123	630.15	138	60.46	20312	476.01	298	149.53	165617	3325.09
14	Bandhan Bank	15638	70.95	54106	172.07	5	0.04	5	0.08	0	0.00	0	0.00	15643	70.99	54111	172.15
15	City Union Bank	0	0.00	2	0.19	1	0.10	4	1.63	0	0.00	0	0.00	1	0.10	6	1.82
16	DCB Bank Ltd	16	1.08	97	16.67	5	0.80	33	32.33	0	0.00	1	2.39	21	1.88	131	51.39
17	Federal Bank	28	1.94	34	2.69	6	2.99	9	25.78	1	0.0039	1	0.0026	35	4.93	44	28.47
18	HDFC Bank	461	5.13	22527	56.37	37	29.89	144	67.89	5	3.96	37	50.07	503	38.98	22708	174.33
19	ICICI Bank	44	20.10	101	29.14	129	85.04	233	131.06	24	24.69	40	33.97	197	129.83	374	194.17
20	IDBI Bank	314	27.37	616	43.78	90	32.23	174	37.28	3	0.19	7	0.38	407	59.79	797	81.44
21	IDFC First Bank	37	0.15	74	1.16	3	0.11	4	0.16	0	0.00	1	0.19	40	0.26	79	1.51
22	Indus Ind Bank	307	8.45	5	5.64	6	8.17	7	8.94	1	1.27	6	1.25	314	17.89	18	15.83
23	Karnatak Bank Ltd.	38	7.21	38	5.40	16	17.21	16	15.16	0	0.00	0	0.00	54	24.42	54	20.56
24	Karur Vysya Bank	0	0.00	0	0.00	0	0.00	13	10.36	0	0.00	0	0.00	0	0.00	13	10.36
25	Kotak Mahindra Bank Ltd	7	1.02	19	6.40	9	5.06	49	12.72	0	0.00	2	0.46	16	6.08	70	19.58
26	Laxmi Vilas Bank	0	0.00	0	0.00	0	0.00	0	0.00	0	0.00	0	0.00	0	0.00	0	0.00
27	RBL Bank	0	0.00	0	0.00	0	0.00	0	0.00	0	0.00	0	0.00	0	0.00	0	0.00
28	Standard Chartered Bank	0	0.00	0	0.00	0	0.00	0	0.00	0	0.00	0	0.00	0	0.00	0	0.00
29	The South Indian Bank Ltd.	0	0.00	0	0.00	0	0.00	0	0.00	0	0.00	0	0.00	0	0.00	0	0.00
30	Yes Bank	2	0.66	2	0.48	0	0.00	0	0.00	1	0.002	1	0.002	3	0.66	3	0.48
31	Tamilnadu Mercantile Banl	0	0.00	0	0.00	0	0.00	6	0.0028	0	0.00	0	0.00	0	0.00	6	0.0028
Total Private Sector Banks		**16972**	**192.28**	**199803**	**2558.92**	**387**	**222.49**	**23820**	**973.54**	**173**	**90.58**	**20408**	**564.72**	**17532**	**505.35**	**244031**	**4097.19**
32	Odisha Gramya Bank	433	12.85	15302	153.60	37	1.91	2615	50.97	32	4.05	1	0.13	502	18.81	17918	204.70
33	Utkal Grameen Bank	991	137.68	8290	95.27	10	20.86	19	15.19	5	282.66	11	162.83	1006	441.20	8320	273.29
Total of RRBs		**1424**	**150.53**	**23592**	**248.87**	**47**	**22.77**	**2634**	**66.16**	**37**	**286.71**	**12**	**162.96**	**1508**	**460.01**	**26238**	**477.99**
34	Orissa State Co-Op. Bank	0	0.00	0	0.00	0	0.00	5	0.66	0	0.00	0	0.00	0	0.00	5	0.66
Total of Co-op Bank		**0**	**0.00**	**0**	**0.00**	**0**	**0.00**	**5**	**0.66**	**0**	**0.00**	**0**	**0.00**	**0**	**0.00**	**5**	**0.66**
35	Jana Small Finance Bank	0	0.00	0	0.00	0	0.00	0	0.00	0	0.00	0	0.00	0	0.00	0	0.00
36	ESAF Small Finance Bank	0	0.00	0	0.00	0	0.00	0	0.00	0	0.00	0	0.00	0	0.00	0	0.00
37	Suryoday Small Finance Bank	0	0.00	2	0.16	0	0.00	0	0.00	0	0.00	0	0.00	0	0.00	2	0.16
38	Ujjivan Small Finance Bank	46	0.46	379	7.26	0	0.00	4	0.07	0	0.00	0	0.00	46	0.46	383	7.33
39	Utkarsh Small Finance Bank	14	0.06	946	1.31	0	0.00	0	0.00	0	0.00	0	0.00	14	0.06	946	1.31
Total Small Finance Bank		**60**	**0.52**	**1327**	**8.73**	**0**	**0.00**	**4**	**0.07**	**0**	**0.00**	**0**	**0.00**	**60**	**0.52**	**1331**	**8.80**
Grand Total		**41237**	**1068.64**	**360417**	**6195.46**	**7913**	**1171.06**	**42812**	**3965.72**	**1295**	**893.86**	**21141**	**2268.54**	**50445**	**3133.56**	**424370**	**12429.72**

Annexure-22

CREDIT FLOW TO MSME(SERVICES)SECTOR FOR THE QUARTER ENDED SEPTEMBER 2020

Amount in Crores

Sl. No.	Name of Bank	MICRO ENTERPRISES (SERVICES)				SMALL ENTERPRISES (SERVICES)				MEDIUM ENTERPRISES (SERVICES)				TOTAL MSME (SERVICES) SECTOR			
		No of cases disbursed		Balance Outstanding		No of cases disbursed		Balance Outstanding		No of cases disbursed		Balance Outstanding		No of cases disbursed		Balance Outstanding	
		A/c	Amt.	A/c	Amt.	A/c	Amt	A/c	Amt	A/c	Amt	A/c	Amt	A/c	Amt	A/c	Amt
1	Bank of Baroda	2806	49.94	31265	595.39	1253	58.77	6451	552.31	295	33.95	380	81.84	4354	142.66	38096	1229.54
2	Bank of India	19379	246.70	75631	1316.89	1624	131.49	3847	469.24	56	39.39	187	61.56	21059	417.58	79665	1847.69
3	Bank of Maharastra	1250	28.01	1380	125.01	0	0.00	0	0.00	0	0.00	0	0.00	1250	28.01	1380	125.01
4	Canara Bank	7647	157.28	46937	1007.64	891	130.87	2204	1259.26	18	21.48	122	81.15	8556	309.63	49263	2348.05
5	Central Bank of India	6397	155.12	21132	292.87	634	141.54	770	167.79	114	51.68	161	68.33	7145	348.34	22063	528.99
6	Indian Bank	11215	90.90	36545	718.19	458	39.30	6321	484.88	11	12.59	20	25.11	11684	142.79	42886	1228.18
7	Indian Overseas Bank	7374	64.48	26709	360.00	356	82.41	876	153.72	15	2.90	12	2.85	7745	149.79	27597	516.57
8	Punjab & Sind Bank	375	73.13	1722	100.10	543	22.46	555	22.50	15	25.46	458	25.57	933	121.05	2735	148.17
9	Punjab National Bank	23038	1696.70	66263	1360.13	1579	228.24	9400	1050.00	44	21.93	259	238.94	24661	1946.87	75922	2649.07
10	State Bank of India	33700	1160.83	84257	1809.44	6702	1600.48	4530	2131.00	167	332.27	116	421.00	40569	3093.58	88903	4361.44
11	UCO Bank	9212	271.48	39730	659.80	1768	289.36	15497	565.66	21	15.99	56	111.23	11001	576.83	55283	1336.69
12	Union Bank of India	8424	259.60	58520	997.75	1023	128.55	2693	393.56	393	59.14	1036	115.17	9840	447.29	62249	1506.48
Total Public Sector Banks		**130817**	**4254.17**	**490091**	**9343.21**	**16831**	**2853.47**	**53144**	**7249.92**	**1149**	**616.78**	**2807**	**1232.75**	**148797**	**7724.42**	**546042**	**17825.88**
13	Axis Bank Ltd	7740	27.01	53997	1186.46	49	16.17	22045	574.39	122	43.56	21099	453.09	7911	86.74	97141	2213.94
14	Bandhan Bank	43255	210.46	159041	545.58	154	1.59	160	3.92	0	0.00	0	0.00	43409	212.05	159201	549.50
15	City Union Bank	6	0.44	23	4.90	1	0.02	5	0.84	0	0.00	0	0.00	7	0.46	28	5.74
16	DCB Bank Ltd	142	8.76	1621	138.17	50	6.04	1091	168.33	1	1.03	9	1.68	193	15.83	2721	308.18
17	Federal Bank	51	9.20	82	10.77	34	25.91	38	25.74	4	17.89	4	14.00	89	53.00	124	50.51
18	HDFC Bank	4026	106.18	138937	518.37	760	125.88	6108	1035.18	197	43.05	2387	486.12	4983	275.11	147432	2039.67
19	ICICI Bank	988	252.33	6394	560.14	768	525.67	3968	1121.77	111	113.89	920	251.08	1867	891.89	11282	1932.99
20	IDBI Bank	3585	267.67	9036	483.44	189	25.01	466	57.43	6	1.33	15	15.76	3780	294.01	9517	556.63
21	IDFC First Bank	866	3.89	1987	12.73	12	0.25	33	2.31	0	0.00	1	0.10	878	4.14	2021	15.14
22	Indus Ind Bank	170566	440.48	514653	828.14	71	16.55	7108	1044.41	2	0.17	0	0.00	170639	457.20	521761	1872.55
23	Karnatak Bank Ltd.	209	70.68	209	55.30	122	65.10	121	47.57	10	34.21	8	25.16	341	169.99	338	128.03
24	Karur Vysya Bank	8	0.55	42	7.03	0	0.00	0	0.00	0	0.00	0	0.00	8	0.55	42	7.03
25	Kotak Mahindra Bank Ltd	54	41.36	226	55.02	126	28.86	2263	286.73	11	3.71	255	38.34	191	73.93	2744	380.09
26	Laxmi Vilas Bank	0	0.00	0	0.00	0	0.00	0	0.00	0	0.00	0	0.00	0	0.00	0	0.00
27	RBL Bank	886	2.86	65844	119.61	0	0.00	0	0.00	0	0.00	0	0.00	886	2.86	65844	119.61
28	Standard Chartered Bank	0	0.00	0	0.00	0	0.00	0	0.00	0	0.00	0	0.00	0	0.00	0	0.00
29	The South Indian Bank Ltd.	0	0.00	6	6.05	0	0.00	21	2.49	0	0.00	7	66.07	0	0.00	34	74.61
30	Yes Bank	32	3.15	597	19.53	35	6.58	118	23.45	3	4.65	34	12.03	70	14.38	749	55.01
31	Tamilnadu Mercantile Bank	3	0.13	76	6.02	0	0.00	9	0.26	0	0.00	0	0.00	3	0.13	85	6.28
Total Private Sector Banks		**232417**	**1445.15**	**952771**	**4557.26**	**2371**	**843.63**	**43554**	**4394.82**	**467**	**263.49**	**24739**	**1363.43**	**235255**	**2552.28**	**1021064**	**10315.51**
32	Odisha Gramya Bank	2153	14.08	63837	576.41	226	5.09	40199	441.60	102	3.37	996	78.76	2481	22.54	105032	1096.77
33	Utkal Grameen Bank	2000	149.85	11134	131.19	9	16.37	18	16.86	2	8.68	2	5.00	2011	174.90	11154	153.05
Total of RRBs		**4153**	**163.93**	**74971**	**707.60**	**235**	**21.46**	**40217**	**458.46**	**104**	**12.05**	**998**	**83.76**	**4492**	**197.44**	**116186**	**1249.82**
34	Orissa State Co-Op. Bank	0	0.00	0	0.00	0	0.00	6193	23.97	0	0.00	526	3.36	0	0.00	6719	27.33
Total of Co-op Bank		**0**	**0.00**	**0**	**0.00**	**0**	**0.00**	**6193**	**23.97**	**0**	**0.00**	**526**	**3.36**	**0**	**0.00**	**6719**	**27.33**
35	Jana Small Finance Bank	0	0.00	0	0.00	0	0.00	0	0.00	0	0.00	0	0.00	0	0.00	0	0.00
36	ESAF Small Finance Bank	0	0.00	0	0.00	0	0.00	0	0.00	0	0.00	0	0.00	0	0.00	0	0.00
37	Suryoday Small Finance Bank	0	0.00	1496	9.13	0	0.00	169	38.36	0	0.00	35	8.71	0	0.00	1700	56.20
38	Ujjivan Small Finance Bank	1727	7.21	39169	112.74	0	0.00	10	1.73	0	0.00	0	0.00	1727	7.21	39179	114.47
39	Utkarsh Small Finance Bank	90	0.32	8486	11.50	0	0.00	0	0.00	0	0.00	0	0.00	90	0.32	8486	11.50
Total Small Finance Bank		**1817**	**7.53**	**49151**	**133.37**	**0**	**0.00**	**179**	**40.09**	**0**	**0.00**	**35**	**8.71**	**1817**	**7.53**	**49365**	**182.17**
Grand Total		**369204**	**5870.78**	**1566984**	**14741.44**	**19437**	**3718.56**	**143287**	**12167.26**	**1720**	**892.32**	**29105**	**2692.01**	**390361**	**10481.67**	**1739376**	**29600.71**

Annexure- 23

BANKWISE TARGET AND ACHIEVEMET UNDER PMEGP FOR THE YEAR 2020-21 IN RESPECT OF ODISHA AS OF 23.12.2020

SR. NO	NAME OF THE BANK	Target for new set up-2020-21			Achievemnt			% in achievement against target			Applications sanctioned by banks		Pending at Bank for sanction	
		NO.OF UNIT	MM (Rs. in lakhs)	Emp. (in nos.)	NO.OF UNIT	MM (Rs. in lakhs)	Emp. (in nos.)	NO. of Projects	M.M. (Rs. in lakh)	Employ ment	NO. of Projects	M.M. involve d (Rs. in lakh)	NO. of Projects	M.M. (Rs. in lakh)
1	Bank of Baroda	207	640.88	1656	75	259.35	600	36.23	40.47	36.23	113	399.51	318	1127.26
2	Bank of India	272	842.12	2176	154	468.88	1232	56.62	55.68	56.62	224	587.49	410	1399.62
3	Bank of Maharastra	9	27.86	72	1	3.50	8	11.11	12.56	11.11	8	24.92	15	46.53
4	Canara Bank	315	975.25	2520	89	209.03	712	28.25	21.43	28.25	187	465.10	126	479.27
5	Central Bank of India	111	343.66	888	48	147.77	384	43.24	43.00	43.24	92	255.59	195	655.86
6	Indian Bank	224	693.51	1792	60	185.16	480	26.79	26.70	26.79	91	272.05	348	1133.45
7	Indian Overseas Bank	139	430.35	1112	49	160.96	392	35.25	37.40	35.25	71	240.29	158	539.32
8	Punjab & Sind Bank	19	58.82	152	7	21.26	56	36.84	36.14	36.84	12	53.09	14	67.13
9	Punjab National Bank	398	1232.21	3184	152	446.21	1216	38.19	36.21	38.19	286	846.56	248	1017.93
10	State Bank of India	932	2885.49	7456	205	494.05	1640	22.00	17.12	22.00	605	1290.56	1085	3501.25
11	UCO Bank	266	823.54	2128	51	69.30	408	19.17	8.41	19.17	110	178.34	128	421.21
12	Union Bank of India	400	1238.41	3200	122	572.42	976	30.50	46.22	30.50	233	841.96	284	994.63
13	Axis Bank	185	572.76	1480	16	23.85	128	8.65	4.16	8.65	21	46.36	124	462.15
14	Bandhan Bank	188	582.05	1504	0	0.00	0	0.00	0.00	0.00	0	0.00	9	25.08
15	DCB Bank Ltd	42	130.03	336	0	0.00		0.00	0.00	0.00	0	0.00	6	11.71
16	Federal Bank	27	83.59	216	3	10.21	24	11.11	12.21	11.11	1	0.74	20	67.88
17	HDFC Bank	160	495.36	1280	0	0.00	0	0.00	0.00	0.00	11	1.67	41	137.34
18	ICICI Bank	168	520.13	1344	1	0.48	8	0.60	0.09	0.60	2	0.98	44	168.05
19	IDBI Bank	80	247.68	640	17	88.44	136	21.25	35.71	21.25	27	113.98	32	147.56
20	IDFC First Bank	10	30.96	80	0	0.00		0.00	0.00	0.00	0	0.00	2	3.75
21	Indus Ind Bank	51	157.90	408	0	0.00	0	0.00	0.00	0.00	0	0.00	2	2.75
22	Karnatak Bank Ltd	9	27.86	72	0	0.00		0.00	0.00	0.00	2	12.32	6	29.91
23	Kotak Mahindra Bank Ltd.	19	58.82	152	0	0.00	0	0.00	0.00	0.00	0	0.00	0	0.00
24	Yes Bank	6	18.58	48	0	0.00		0.00	0.00	0.00	0	0.00	1	1.25
25	Odisha Gramya Bank	107	321.03	856	36	121.56	288	33.64	37.87	33.64	63	217.89	398	1201.42
26	Utkal Grameen Bank	15	45.00	120	1	3.51	8	6.67	7.80	6.67	1	3.51	49	193.84
	Total	**4359**	**13483.86**	**34872**	**1087**	**3285.94**	**8696**	**24.94**	**24.37**	**24.94**	**2160**	**5852.91**	**4063**	**13836.15**

*** Source - PMEGP, Ministry of MSME, GOI**

Annexure- 23

District wise performance under PMEGP of Odisha for the year 2020-21 as on 23.12.2020

Sr. No.	Name of the District	TARGET FOR NEW SET UP 2020-21		ACHIEVEMENT		% in achievement aginst target		Applications sanctioned by banks		Pending at Bank for sanction	
		No. of Projects	M.M. (Rs. in lakh)	NO. of Projects	M.M. (Rs. in lakh)	NO. of Projects	M.M. (Rs. in lakh)	NO. of Projects	M.M. involved (Rs. in lakh)	NO. of Projects	M.M. (Rs. in lakh)
1	Angul	141	439.74	22	76.48	15.60	17.39	52	157.62	105	462.13
5	Balasore	184	567.23	60	161.02	32.61	28.39	135	332.47	279	1022.2
2	Bargarh	153	473.49	38	126.05	24.84	26.62	65	189.04	111	476.71
3	Bhadrak	153	473.49	46	118.62	30.07	25.05	87	178.11	161	529.79
4	Bolangir	158	488.49	52	121.02	32.91	24.77	91	209.78	150	463.02
6	Boudh	75	225.00	7	36.70	9.33	16.31	20	68.46	51	136.69
7	Cuttack	251	769.73	66	207.75	26.29	26.99	126	357.12	352	1287.62
8	Deogarh	75	225.00	12	25.66	16.00	11.40	33	59.28	34	110.43
9	Dhenkanal	143	443.49	27	95.24	18.88	21.48	63	174.12	150	546.28
10	Gajapati	75	225.00	13	44.86	17.33	19.94	15	53.92	58	80.46
11	Ganjam	288	937.39	73	372.24	25.35	39.71	107	507.24	184	863.74
12	Jagatsinghpur	140	435.99	29	63.92	20.71	14.66	67	164.32	167	602.57
13	Jajpur	168	518.48	40	105.44	23.81	20.34	86	233.91	140	541.17
14	Jharsuguda	110	338.00	16	55.47	14.55	16.41	49	106.27	38	153.16
15	Kalahandi	158	488.49	10	23.36	6.33	4.78	55	107.04	91	345.29
16	Kandhamal	75	225.00	27	38.86	36.00	17.27	47	103.56	23	71.96
17	Kendrapara	154	477.24	28	78.56	18.18	16.46	63	180	163	477.03
18	Keonjhar	163	503.48	35	101.74	21.47	20.21	59	177.03	111	345.79
19	Khurda	220	675.99	76	269.68	34.55	39.89	145	490.22	300	1050.46
20	Koraput	80	245.00	34	89.06	42.50	36.35	62	123.4	118	279.01
21	Malkangiri	75	225.00	15	34.34	20.00	15.26	44	107.3	83	222.98
22	Mayurbhanj	195	600.98	75	265.17	38.46	44.12	141	409.77	340	1122.98
23	Nabrangpur	75	225.00	18	51.62	24.00	22.94	51	58.79	60	146.52
24	Nayagarh	134	417.24	61	195.81	45.52	46.93	70	212.88	101	383.92
25	Nuapada	75	225.00	15	48.57	20.00	21.59	22	58.51	75	211.62
26	Puri	158	488.49	72	145.63	45.57	29.81	182	400.91	281	833.72
27	Rayagada	131	409.67	35	70.59	26.72	17.23	67	129.8	47	121.24
28	Sambalpur	126	386.75	32	60.53	25.40	15.65	44	99.28	75	237.3
29	Sonepur	120	367.99	21	77.96	17.50	21.19	44	163.61	86	270.62
30	Sundergarh	306	962.02	32	123.99	10.46	12.89	68	239.15	136	467.67
	TOTAL	**4359**	**13483.86**	**1087**	**3285.94**	**24.94**	**24.37**	**2160**	**5852.91**	**4070**	**13864.08**

*** Source - PMEGP, Ministry of MSME, GOI**

Annexure - 24

PRADHAN MANTRI JAN DHAN YOJNA

PROGRESS REPORT ON NO. OF ACCOUNTS OPENED UNDER PMJDY : UP TO 30.09.2020

NAME OF STATE: ODISHA

SR.NO.	BANKS	NO OF ACCOUNTS OPENED						
		E-KYC		WITHOUT AADHAAR		SUB TOTAL		TOTAL
		RURAL	URBAN	RURAL	URBAN	RURAL	URBAN	(RURAL+URBAN)
1	PSBs	2,393,004	913,902	6,895,716	3,222,332	**9,288,720**	**4,136,234**	**13,424,954**
2	SPONSORED RRBs	8	132	2,147,163	127,488	**2,147,171**	**127,620**	**2,274,791**
3	PRIVATE SECTOR BANKS	119,116	52,133	142,580	254,758	**261,696**	**306,891**	**568,587**
	SMALL FINANCE BANKS	3	1	33	3	**36**	**4**	**40**
4	TOTAL (1+2+3)	**2,512,128**	**966,167**	**9,185,459**	**3,604,578**	**11,697,587**	**4,570,745**	**16,268,372**

Annexure - 24

PRADHAN MANTRI JAN DHAN YOJNA

PROGRESS REPORT ON NO. OF ACCOUNTS OPENED UNDER PMJDY : UP TO 30.09.2020

NAME OF STATE:ODISHA

SL NO	NAME OF THE BANK	NO OF ACCOUNTS OPENED							NO. OF PMJDY ACCOUNTS WITH ZERO BALANCE		TOTAL DEPOSIT OF PMJDY ACCOUNTS (Lacs)		AADHAAR SEEDED ACCOUNTS		RUPAY CARD ISSUED		RUPAY CARD ACTIVATED		PASSBOOKS ISSUED	
		E-KYC		WITHOUT AADHAAR		TOTAL		TOTAL												
		RURAL	URBAN	RURAL	URBAN	RURAL	URBAN		RURAL	URBAN	RURAL	URBAN	RURAL	URBAN	RURAL	URBAN	RURAL	URBAN	RURAL	URBAN
1	Bank of Baroda	23417	21745	341843	298621	365260	320366	**685626**	18952	17452	1654.36	2184.73	336458	225898	329789	216954	98664	118526	324586	219745
2	Bank of India	748131	140711	141027	50331	889158	191042	**1080200**	9466	11203	30294.28	4684.38	748131	140711	824907	162918	45536	54189	69145	95374
3	Bank of Maharastra	0	60	0	7502	0	7562	**7562**	0	2586	0.00	15.44	0	4080	0	5065	0	1716	0	6719
4	Canara Bank	309036	63676	133746	20481	442782	84157	**526939**	44667	9810	12814.44	2349.07	289579	47738	195991	32746	152391	33936	292527	64749
5	Central Bank of India	67501	81067	12096	24776	79597	105843	**185440**	9101	10248	2018.36	2342.01	67648	81214	63657	77928	45648	55648	68652	94928
6	Indian Bank	150079	72419	67288	145145	217367	217564	**434931**	17929	14092	9872.65	14289.52	222307	115486	214752	95099	150879	78861	168809	79352
7	Indian Overseas Bank	134539	72444	70628	30271	205167	102715	**307882**	55235	25235	5572.32	3291.45	136250	77415	202651	102613	176510	75231	207135	103516
8	Punjab & Sind Bank	1912	1246	1085	1565	2997	2811	**5808**	242	295	362.36	615.50	2449	1854	2878	2699	251	326	6776	5791
9	Punjab National Bank	314074	175105	483544	276239	797618	451344	**1248962**	117850	19926	45016.73	41542.63	541142	276260	372260	273270	363658	260249	744942	429490
10	State Bank of India	382375	141867	4922045	1994265	5304420	2136132	**7440552**	211523	113595	171757.22	65025.03	3502449	1419553	4814201	1943500	2194568	868944	4587868	1867874
11	UCO Bank	104817	26250	593305	242723	698122	268973	**967095**	92953	9194	31599.98	14877.42	567531	229675	441813	211455	441813	211455	441402	208725
12	Union Bank of India	157123	117312	129109	130413	286232	247725	**533957**	44676	52928	6916.33	8428.11	235959	132528	182109	164789	113429	137157	235978	171818
13	Axis Bank Ltd	11620	11760	22633	15127	34253	26887	**61140**	15265	10178	673.00	687.00	33047	7695	25652	13995	25154	14295	25152	13995
14	Bandhan Bank	3035	12661	48810	141702	51845	154363	**206208**	0	0	0.00	0.00	0	0	50661	150838	0	0	0	0
15	City Union Bank Ltd	0	0	0	98	0	98	**98**	0	0	0.00	0.21	0	60	0	92	0	30	0	30
16	DCB	0	0	4082	2564	4082	2564	**6646**	1271	573	174.48	125.29	529	450	0	0	0	0	1089	563
17	Federal Bank	3713	163	8759	605	12472	768	**13240**	3295	71	451.32	48.63	1071	93	9066	820	7471	720	7680	780
18	HDFC Bank	0	0	28312	71495	28312	71495	**99807**	4669	11692	923.73	1287.53	13307	31609	28311	71494	13871	34257	25882	67494
19	ICICI Bank	95388	8307	27581	12748	122969	21055	**144024**	71263	26834	716.42	312.33	94565	9125	122713	21303	122713	21303	122713	21303
20	IDBI Bank	3658	9224	1364	5846	5022	15070	**20092**	369	1557	167.70	427.48	3655	9205	3747	13246	3747	13246	4889	14767
21	Indus Ind Bank	676	7285	76	1450	752	8735	**9487**	105	1641	8.85	73.78	676	7285	1445	7924	630	6863	630	6863
22	Karnataka Bank Ltd.	0	2	715	1422	715	1424	**2139**	0	0	0.00	0.00	0	1275	0	622	0	0	0	0
23	Karur Vysya Bank	0	1162	0	293	0	1455	**1455**	0	0	0.00	0.00	0	593	0	0	0	0	0	0
24	Kotak Mahindra Bank Ltd	0	360	0	1309	0	1669	**1669**	0	0	0.00	0.00	0	600	1000	515	0	0	0	0
25	Laxmi Vilas Bank	1026	641	248	41	1274	682	**1956**	226	153	10.32	8.54	599	235	866	643	562	584	0	0
26	Standard Chartered Bank	0	0	0	0	0	0	**0**	0	0	0.00	0.00	0	0	0	0	0	0	0	0
27	The South Indian Bank Ltd.	0	564	0	0	0	564	**564**	0	339	0.00	6.34	0	68	0	461	0	414	0	564
28	YES Bank	0	0	0	58	0	58	**58**	0	19	0.00	1.01	0	40	0	58	0	0	0	0
29	RBL	0	0	0	0	0	0	**0**	0	0	0.00	0.00	0	0	0	0	0	0	0	0
30	IDFC First Bank	0	4	0	0	0	4	**4**	0	0	0.00	0.00	0	4	0	2	0	0	0	0
31	Jana SFB	0	0	0	0	0	0	**0**	0	0	0.00	0.00	0	0	0	0	0	0	0	0
32	ESAF SFB	0	0	0	0	0	0	**0**	0	0	0.00	0.00	0	0	0	0	0	0	0	0
33	Suryodaya SFB	3	1	33	3	36	4	**40**	36	4	6.08	1.01	36	4	36	4	36	4	0	0
34	Ujjivan SFB	0	0	0	0	0	0	**0**	0	0	0.00	0.00	0	0	0	0	0	0	0	0
35	Utkarsh SFB	0	0	0	0	0	0	**0**	0	0	0.00	0.00	0	0	0	0	0	0	0	0
36	Odisha Gramya Bank	8	132	1204098	96021	1204106	96153	**1300259**	86703	8521	54534.10	3954.12	886693	69696	590915	9412	368981	6126	1204098	96021
37	Utkal Grameen Bank	0	0	943065	31467	943065	31467	**974532**	206159	25326	27531.00	3190.90	802390	101924	576791	95890	126563	27643	969654	116634
38	Orissa State Co-Op. Bank	0	0	0	0	0	0	**0**	0	0	0.00	0.00	0	0	0	0	0	0	0	0
	TOTAL	**2512131**	**966168**	**9185492**	**3604581**	**11697623**	**4570749**	**16268372**	**1011955**	**373472**	**403076.04**	**169769.47**	**8486471**	**2992373**	**9056211**	**3676355**	**4453075**	**2021723**	**9509607**	**3687095**

Annexure - 25

Number of Households having Basic Savings Bank Deposit Accounts(BSBDA) as on 30.09.2020						
Sl.No	**BankName**	**BSBD A/Cs Opened**	**RuPay Cards Issued**	**% of Rupay Card Issued to BSBD A/Cs**	**No Of BSBD A/Cs With Aadhaar No**	**Aadhaar Seeding %**
1	Bank of Baroda	685626	546743	79.74	562356	82.02
2	Bank of India	1080200	987825	91.45	888842	82.28
3	Bank of Maharastra	7562	5065	66.98	4080	53.95
4	Canara Bank	526939	228737	43.41	337317	64.01
5	Central Bank of India	185440	141585	76.35	148862	80.28
6	Indian Bank	434931	309851	71.24	337793	77.67
7	Indian Overseas Bank	307882	305264	99.15	213665	69.40
8	Punjab & Sind Bank	5808	5577	96.02	4303	74.09
9	Punjab National Bank	1248962	645530	51.69	817402	65.45
10	State Bank of India	7440552	6757701	90.82	4922002	66.15
11	UCO Bank	967095	653268	67.55	797206	82.43
12	Union Bank	533957	346898	64.97	368487	69.01
Total Public Sector Bank		**13424954**	**10934044**	**81.45**	**9402315**	**70.04**
13	Axis Bank Ltd	61140	39647	64.85	40742	66.64
14	Bandhan Bank	206208	201499	97.72	0	00.00
15	City Union Bank	98	92	93.88	60	61.22
16	DCB Bank Ltd	6646	0	00.00	979	14.73
17	Federal Bank	13240	9886	74.67	1164	08.79
18	HDFC Bank	99807	99805	100.00	44916	45.00
19	ICICI Bank	144024	144016	99.99	103690	71.99
20	IDBI Bank	20092	16993	84.58	12860	64.01
21	Indus Ind Bank	9487	9369	98.76	7961	83.91
22	Karnatak Bank Ltd.	2139	622	29.08	1275	59.61
23	Karur Vysya Bank	1455	0	00.00	593	40.76
24	Kotak Mahindra Bank Ltd	1669	1515	90.77	600	35.95
25	Laxmi Vilas Bank	1956	1509	77.15	834	42.64
26	Standard Chartered Bank	0	0	00.00	0	00.00
27	The South Indian Bank Ltd.	564	461	81.74	68	12.06
28	Yes Bank	58	58	100.00	40	68.97
29	RBL	0	0	#DIV/0!	0	#DIV/0!
30	IDFC First Bank	4	2	50.00	4	100.00
Total Private Sector Bank		**568587**	**525474**	**92.42**	**215786**	**37.95**
31	Jana SFB	0	0	#DIV/0!	0	#DIV/0!
32	ESAF SFB	0	0	00.00	0	#DIV/0!
33	Suryodaya SFB	40	40	100.00	40	100.00
34	Ujjivan SFB	0	0	#DIV/0!	0	#DIV/0!
35	Utkarsh SFB	0	0	00.00	0	#DIV/0!
Total Small Finance Banks		**40**	**40**	**100.00**	**40**	**100.00**
36	Odisha Gramya Bank	1300259	600327	46.17	956389	73.55
37	Utkal Grameen Bank	974532	672681	69.03	904314	92.79
Total RRBs		**2274791**	**1273008**	**55.96**	**1860703**	**81.80**
Total of Commercial Banks		**16268372**	**12732566**	**78.27**	**11478844**	**70.56**

Annexure - 25

Number of Households having Basic Savings Bank Deposit Accounts(BSBDA) as on 30.09.2020						
Sl.No	**DistrictName**	**BSBD A/Cs Opened**	**RuPay Cards Issued**	**% of Rupay Card Issued to BSBD A/Cs**	**No Of BSBD A/Cs With Aadhaar No**	**Aadhaar Seeding %**
1	**ANGUL**	521670	427281	81.91	418024	80.13
2	**BALASORE**	795130	620453	78.03	543997	68.42
3	**BARGARH**	620991	491440	79.14	409751	65.98
4	**BHADRAK**	570983	460530	80.66	464786	81.40
5	**BOLANGIR**	766943	572806	74.69	556341	72.54
6	**BOUDH**	332552	252082	75.80	242829	73.02
7	**CUTTACK**	808799	628063	77.65	637189	78.78
8	**DEOGARH**	225829	174163	77.12	149661	66.27
9	**DHENKANAL**	557674	406624	72.91	488107	87.53
10	**GAJAPATI**	255806	197432	77.18	205840	80.47
11	**GANJAM**	976819	710000	72.68	576755	59.04
12	**JAGATSINGHPUR**	439244	332827	75.77	294798	67.11
13	**JAJPUR**	629128	457455	72.71	382054	60.73
14	**JHARSUGUDA**	308978	247998	80.26	208787	67.57
15	**KALAHANDI**	540096	406275	75.22	426020	78.88
16	**KANDHAMAL**	316222	255742	80.87	217020	68.63
17	**KENDRAPARA**	516767	408952	79.14	307918	59.59
18	**KEONJHAR**	551125	446945	81.10	348961	63.32
19	**KHURDA**	890612	806209	90.52	539918	60.62
20	**KORAPUT**	515550	407775	79.10	346025	67.12
21	**MALKANGIRI**	259256	204871	79.02	202136	77.97
22	**MAYURBHANJ**	1169398	1032922	88.33	761114	65.09
23	**NABARANGPUR**	457430	294366	64.35	351994	76.95
24	**NAYAGARH**	395710	329346	83.23	289131	73.07
25	**NUAPADA**	352523	254588	72.22	289053	82.00
26	**PURI**	686535	499863	72.81	466053	67.88
27	**RAYAGADA**	323749	244217	75.43	275732	85.17
28	**SAMBALPUR**	455203	345750	75.96	302416	66.44
29	**SONEPUR**	343496	274370	79.88	259793	75.63
30	**SUNDARGARH**	684154	541221	79.11	516641	75.52
Grand Total		**16268372**	**12732566**	**78.27**	**11478844**	**70.56**

Annexure - 26

Performance of Banks under Social Security Schemes as on 30.09.2020

Sl	BANKS	Pradhan Mantri Suraksha Bima Yojana - PMSBY							Pradhan Mantri Jeevan Jyoti Bima Yojana - PMJJBY							Atal Pension Yojana - APY						
		Urban		Rural		Total		Total	Urban		Rural		Total		Total	Urban		Rural		Total		Total
		Male	Female	Male	Female	Male	Female	Lives	Male	Female	Male	Female	Male	Female	Lives	Male	Female	Male	Female	Male	Female	Lives
1	Bank of Baroda	53841	34781	45324	23252	99165	58033	157198	21854	13524	16742	10643	38596	24167	62763	3729	3174	4984	4167	8713	7341	16054
2	Bank of India	78933	56569	90255	102457	169188	159026	328214	24964	17438	32383	26415	57347	43853	101200	11938	5685	18436	11763	30374	17448	47822
3	Bank of Maharastra	1757	642	0	0	1757	642	2399	1227	616	0	0	1227	616	1843	221	111	0	0	221	111	332
4	Canara Bank	59406	43717	81112	74437	140518	118154	258672	15722	10508	25071	18131	40793	28639	69432	6441	5056	21609	18376	28050	23432	51482
5	Central Bank of India	29254	23113	31275	22001	60529	45114	105643	11012	8444	11085	7572	22097	16016	38113	7596	5611	7270	5207	14866	10818	25684
6	Indian Bank	276756	27973	46572	44504	323328	72477	395805	14725	16327	9104	14011	23829	30338	54167	11605	10415	12858	13101	24463	23516	47979
7	Indian Overseas Bank	28121	19123	39245	29530	67366	48653	116019	12415	8530	18452	11304	30867	19834	50701	2168	1560	3600	1925	5768	3485	9253
8	Punjab & Sind Bank	2441	1243	913	232	3354	1475	4829	713	357	248	83	961	440	1401	160	108	73	28	233	136	369
9	Punjab National Bank	125408	151724	148192	271880	273600	423604	697204	16592	16410	22121	29718	38713	46128	84841	8508	8695	6948	15478	15455	24172	39628
10	State Bank of India	257555	102080	994501	1030339	1252056	1132419	2384475	65913	5296	477029	191983	542942	197279	740221	50548	44784	60444	59650	110992	104434	215426
11	UCO Bank	63256	42752	75973	73208	139229	115960	255189	32157	23359	40571	31185	72728	54544	127272	8037	6460	8227	7073	16264	13533	29797
12	Union Bank of India	63375	40827	157418	85032	220793	125859	346652	18448	12760	34260	15199	52708	27959	80667	16168	10150	31526	16269	47694	26419	74113
13	Axis Bank Ltd	15591	4157	16375	3981	31966	8138	40104	5017	1886	3250	1013	8267	2899	11166	9167	2727	23999	3913	33166	6640	39806
14	Bandhan Bank	0	0	0	0	0	0	0	0	0	0	0	0	0	0	0	0	0	0	0	0	0
15	City Union Bank Ltd	0	0	0	0	0	0	0	0	0	0	0	0	0	0	6	3	0	0	6	3	9
16	DCB	58	0	57	0	115	0	115	31	10	34	11	65	21	86	165	26	131	37	296	63	359
17	Federal Bank	881	306	5521	2752	6402	3058	9460	544	208	2584	1186	3128	1394	4522	58	34	344	79	402	113	515
18	HDFC Bank	14970	5854	5046	1554	20016	7408	27424	8686	2662	1952	601	10638	3263	13901	7382	2009	1942	484	9324	2493	11817
19	ICICI Bank	9799	2023	110782	83540	120581	85563	206144	5291	1246	811	235	6102	1481	7583	1164	329	2521	1323	3685	1652	5337
20	IDBI Bank	27298	8725	6189	3231	33487	11956	45443	13759	4579	2179	765	15938	5344	21282	5906	1958	1209	418	7115	2376	9491
21	IDFC FIRST Bank	40	28	0	0	40	28	68	8	9	0	0	8	9	17	0	0	0	0	0	0	0
22	IndusInd Bank	1632	719	424	116	2056	835	2891	86	59	11	3	97	62	159	15	7	3	1	18	8	26
23	Karnataka Bank Ltd.	287	53	87	14	374	67	441	235	41	69	14	304	55	359	386	257	0	0	386	257	643
24	Karur Vysya Bank	0	0	0	0	0	0	0	0	0	0	0	0	0	0	29	20	0	0	29	20	49
25	Kotak Mahindra Bank Ltd	0	0	0	0	0	0	0	0	0	0	0	0	0	0	0	0	0	0	0	0	0
26	Laxmi Vilas Bank	96	37	131	18	227	55	282	50	19	16	1	66	20	86	3	0	5	3	8	3	11
27	RBL Bank																					
28	Standard Chartered Bank	0	0	0	0	0	0	0	0	0	0	0	0	0	0	0	0	0	0	0	0	0
29	The South Indian Bank Ltd.	223	113	1	1	224	114	338	78	44	7	1	85	45	130	26	3	10	8	36	11	47
30	Tamilnadu Mercantile Bank																					
31	YES Bank	98	57	0	0	98	57	155	69	42	0	0	69	42	111	3	4	0	0	3	4	7
32	Odisha Gramya Bank	31914	37797	258425	363858	290339	401655	691994	13854	17309	117492	173350	131346	190659	322005	2307	3479	25076	34560	27383	38039	65422
33	Utkal Grameen Bank	19866	120442	102619	142594	122485	263036	385521	10017	7325	13341	13819	23358	21144	44502	2454	4598	13903	18123	16357	22721	39078
34	Orissa State Co-Op. Bank	678	268	10	3	688	271	959	176	112	4	2	180	114	294	0	0	0	0	0	0	0
35	Jana SFB	0	0	0	0	0	0	0	0	0	0	0	0	0	0	0	0	0	0	0	0	0
36	ESAF SFB																					
37	Suryodaya SFB	0	0	0	0	0	0	0	48	10	99	100	147	110	257	114	50	5	0	119	50	169
38	Ujjivan SFB	0	0	0	0	0	0	0	0	0	0	0	0	0	0	0	0	0	0	0	0	0
39	Utkarsh SFB																					
	TOTAL	1163534	728123	2216447	2358534	3379981	3083657	6463638	293691	169130	828915	547345	1122606	716475	1839081	156304	117313	245123	211986	401426	329298	730725

Annexure - 27

Insurance Claim Pending Status under PMJDY, PMSBY & PMJJBY as on 30.09.2020

SL	Bank Name	RuPay Debit Card (Rs 1,00,000/-)				PMJJBY (Rs 2,00,000/-)				PMSBY (Rs 2,00,000/-)				Life Insurance - PMJDY (Rs 30,000/-)			
		Claimed	Settled	Rejected/ Returned by Insurance Co.	Pending	Claimed	Settled	Rejected/ Returned by Insurance Co.	Pending	Claimed	Settled	Rejected/ Returned by Insurance Co.	Pending	Claimed	Settled	Rejected/ Returned by Insurance Co.	Pending
1	Bank of Baroda	91	91	0	0	175	174	1	0	134	129	5	0	87	87	0	0
2	Bank of India	5	3	0	2	143	94	8	41	136	90	9	37	90	80	0	10
3	Bank of Maharastra	0	0	0	0	4	4	0	0	1	1	0	0	0	0	0	0
4	Canara Bank	3	2	0	1	386	361	0	25	196	184	1	11	16	7	6	3
5	Central Bank of India	0	0	0	0	95	90	0	5	32	30	0	2	0	0	0	0
6	Indian Bank	0	0	0	0	411	328	20	63	82	48	10	24	0	0	0	0
7	Indian Overseas Bank	68	64	0	4	265	260	0	5	250	240	0	10	79	78	0	1
8	Punjab & Sind Bank	0	0	0	0	2	2	0	0	2	2	0	0	0	0	0	0
9	Punjab National Bank	8	4	0	4	248	205	21	22	125	101	9	15	33	27	6	0
10	State Bank of India	4	4	0	0	1585	1584	0	1	729	508	57	164	43	43	0	0
11	UCO Bank	40	32	1	7	157	133	15	9	103	91	7	5	67	54	9	4
12	Union Bank of India	18	18	0	0	34	34	0	0	28	26	0	2	9	9	0	0
13	Axis Bank Ltd	0	0	0	0	0	0	0	0	0	0	0	0	0	0	0	0
14	Bandhan Bank	0	0	0	0	0	0	0	0	0	0	0	0	0	0	0	0
15	City Union Bank	0	0	0	0	0	0	0	0	0	0	0	0	0	0	0	0
16	DCB Ltd	0	0	0	0	0	0	0	0	0	0	0	0	0	0	0	0
17	Federal Bank	0	0	0	0	7	7	0	0	0	0	0	0	0	0	0	0
18	HDFC Bank	0	0	0	0	21	18	1	2	9	4	0	5	0	0	0	0
19	ICICI Bank	0	0	0	0	0	0	0	0	0	0	0	0	0	0	0	0
20	IDBI Bank	0	0	0	0	14	8	1	5	1	1	0	0	2	2	0	0
21	IDFC First Bank	0	0	0	0	0	0	0	0	0	0	0	0	0	0	0	0
22	IndusInd Bank	0	0	0	0	0	0	0	0	0	0	0	0	0	0	0	0
23	Karnatak Bank Ltd.	0	0	0	0	0	0	0	0	0	0	0	0	0	0	0	0
24	Karur Vysya Bank	0	0	0	0	0	0	0	0	0	0	0	0	0	0	0	0
25	Kotak Mahindra Bank	0	0	0	0	3	3	0	0	1	1	0	0	0	0	0	0
26	Laxmi Vilas Bank	0	0	0	0	0	0	0	0	0	0	0	0	0	0	0	0
27	RBL Bank	0	0	0	0	0	0	0	0	0	0	0	0	0	0	0	0
28	Standard Chartered	0	0	0	0	0	0	0	0	0	0	0	0	0	0	0	0
29	The South Indian Bank	0	0	0	0	0	0	0	0	0	0	0	0	0	0	0	0
30	Yes Bank	0	0	0	0	0	0	0	0	0	0	0	0	0	0	0	0
31	Tamilnadu Mercantile Bank																
32	Odisha Gramya Bank	1	1	0	0	1372	1198	24	150	264	79	110	75	43	22	0	21
33	Utkal Grameen Bank	1	1	0	0	363	363	0	0	138	105	4	29	1	1	0	0
34	Orissa State Co-Op. Bank																
35	Jana SFB	0	0	0	0	0	0	0	0	0	0	0	0	0	0	0	0
36	ESAF Small Finance																
37	Suryoday SFB	0	0	0	0	0	0	0	0	0	0	0	0	0	0	0	0
38	Ujjivan SFB																
39	Utkarsh Small Finance Bank	0	0	0	0	0	0	0	0	0	0	0	0	0	0	0	0
	TOTAL	***239***	***220***	***1***	***18***	***5285***	***4866***	***91***	***328***	***2231***	***1640***	***212***	***379***	***470***	***410***	***21***	***39***

Annexure - 28

Category wise performance under Pradhan Mantri MUDRA Yojana (PMMY) from 01.04.2020 to 30.11.2020

Amount in Crores

Category	Shishu (Loans up to Rs. 50,000)				Kishore (Loans from Rs. 50,001 to Rs. 5.00 Lakh)				Tarun (Loans from Rs. 5.00 to Rs. 10.00 Lakh)				Total			
	No Of A/Cs	Sanctioned Amt	Disbursement Amt	Outstanding Amt	No Of A/Cs	Sanctioned Amt	Disbursement Amt	Outstanding Amt	No Of A/Cs	Sanctioned Amt	Disbursement Amt	Outstanding Amt	No Of A/Cs	Sanctioned Amt	Disbursement Amt	Outstanding Amt
General	399626	1057.79	1042.31	935.33	66321	1090.29	972.68	1227.94	9566	693.33	615.94	668.13	**475513**	**2841.41**	**2630.93**	**2831.40**
SC	315493	828.12	824.24	663.74	14776	120.32	115.53	152.39	252	17.44	15.19	20.98	**330521**	**965.88**	**954.96**	**837.11**
ST	119731	275.73	273.57	219.07	2873	37.35	33.41	104.86	158	10.44	9.51	14.73	**122762**	**323.52**	**316.49**	**338.66**
OBC	535605	1325.81	1318.55	1041.34	20489	208.60	194.50	308.17	1197	72.46	65.74	117.48	**557291**	**1606.87**	**1578.79**	**1466.99**
TOTAL	**1370455**	**3487.45**	**3458.67**	**2859.48**	**104459**	**1456.56**	**1316.12**	**1793.36**	**11173**	**793.67**	**706.38**	**821.32**	**1486087**	**5737.68**	**5481.17**	**5474.16**
Out of above																
Women Enterpreneurs	1093620	2612.68	2598.96	2100.39	30346	274.93	253.39	435.36	1044	72.70	59.65	76.17	**1125010**	**2960.31**	**2912.00**	**2611.92**
New Enterpreneurs / Accounts	200606	525.71	509.17	439.87	29430	531.38	471.47	455.37	5231	384.60	345.84	324.21	**235267**	**1441.69**	**1326.48**	**1219.45**
Minority	45027	89.15	88.63	79.76	1745	29.34	24.87	30.99	251	16.93	14.77	18.11	**47023**	**135.42**	**128.27**	**128.86**
PMJDY OD Account	16066	1.97	0.58	0.30	0	0.00	0.00	0.00	0	0.00	0.00	0.00	**16066**	**1.97**	**0.58**	**0.30**
Mudra card	572	2.22	2.12	1.85	1077	23.76	21.82	19.79	290	23.03	20.23	17.60	**1939**	**49.01**	**44.17**	**39.24**
NULM	139	0.34	0.22	0.22	108	1.67	1.18	1.25	1	0.06	0.06	0.05	**248**	**2.07**	**1.46**	**1.52**
NRLM	211	1.38	0.91	1.07	927	17.91	14.39	13.86	24	1.81	0.47	1.09	**1162**	**21.10**	**15.77**	**16.02**
Other Govt. Sponsored Prog.	5396	12.72	12.21	11.91	4647	85.00	74.24	71.92	616	46.47	41.82	36.87	**10659**	**144.19**	**128.27**	**120.70**
Skill Certified	196	0.54	0.52	4.29	599	19.81	19.31	18.15	202	15.18	14.62	13.32	**997**	**35.53**	**34.45**	**35.76**
Self Certified	647	2.28	1.92	11.28	3924	72.08	67.53	62.15	34	3.77	3.11	2.86	**4605**	**78.13**	**72.56**	**76.29**
Unskilled	19823	25.66	20.91	32.64	7159	161.78	133.59	124.24	1593	127.14	116.01	103.47	**28575**	**314.58**	**270.51**	**260.35**

* Source - MUDRA, GOI

Annexure - 28

District wise performance under Pradhan Mantri MUDRA Yojana (PMMY) from 01.04.2020 to 30.11.2020

Amount in Crores

District	Shishu			Kishore			Tarun			Total		
	No Of A/Cs	Sanctioned Amt	Disbursement Amt	No Of A/Cs	Sanctioned Amt	Disbursement Amt	No Of A/Cs	Sanctioned Amt	Disbursement Amt	No Of A/Cs	Sanctioned Amt	Disbursement Amt
Angul	45329	125.94	124.40	3392	47.24	43.48	370	25.74	24.16	**49091**	**198.92**	**192.04**
Balangir	47420	106.44	105.26	1443	22.96	21.10	252	17.04	15.99	**49115**	**146.44**	**142.35**
Balasore	56655	125.54	124.48	3886	60.91	52.08	528	37.41	31.28	**61069**	**223.86**	**207.84**
Bargarh	65166	167.99	166.33	2865	31.66	27.90	226	15.49	14.57	**68257**	**215.14**	**208.80**
Bhadrak	67097	167.31	165.92	6151	61.66	58.50	309	20.39	18.59	**73557**	**249.36**	**243.01**
Boudh	12165	31.23	30.90	634	12.23	11.21	98	6.89	6.54	**12897**	**50.35**	**48.65**
Cuttack	85382	200.63	198.76	8675	121.87	110.27	1035	75.71	67.84	**95092**	**398.21**	**376.87**
Deogarh	8716	25.33	24.85	445	8.93	7.33	109	6.67	6.08	**9270**	**40.93**	**38.26**
Dhenkanal	36958	94.99	94.37	1611	29.00	27.66	200	15.20	14.82	**38769**	**139.19**	**136.85**
Gajapati	6932	10.20	10.01	701	13.15	10.77	88	6.30	6.02	**7721**	**29.65**	**26.80**
Ganjam	98247	276.85	274.06	6962	105.69	94.57	731	57.49	53.45	**105940**	**440.03**	**422.08**
Jagatsinghpur	45594	78.79	78.00	2835	38.03	34.35	261	17.19	15.33	**48690**	**134.01**	**127.68**
Jajpur	61949	140.56	139.97	3564	51.46	47.75	482	31.11	28.78	**65995**	**223.13**	**216.50**
Jharsuguda	55806	164.79	164.24	2086	25.56	23.34	196	13.06	12.20	**58088**	**203.41**	**199.78**
Kalahandi	41179	109.73	108.90	1442	20.97	19.74	192	14.73	13.98	**42813**	**145.43**	**142.62**
Kandhamal	9872	20.12	19.84	1021	19.10	17.61	146	9.54	8.34	**11039**	**48.76**	**45.79**
Kendrapara	13802	29.07	28.50	1107	20.18	18.19	221	14.86	14.04	**15130**	**64.11**	**60.73**
Keonjhar	54222	154.62	153.47	3157	55.57	40.22	446	30.94	23.28	**57825**	**241.13**	**216.97**
Khordha	123982	352.02	350.24	22007	263.54	249.54	1998	145.54	129.64	**147987**	**761.10**	**729.42**
Koraput	28399	73.92	73.30	1056	18.93	16.69	184	13.37	12.25	**29639**	**106.22**	**102.24**
Malkangiri	11527	23.40	23.07	382	7.44	6.51	49	3.97	3.91	**11958**	**34.81**	**33.49**
Mayurbhanj	60033	134.76	133.39	4158	80.89	61.51	613	43.56	30.22	**64804**	**259.21**	**225.12**
Nabarangpur	19299	39.66	38.79	382	7.05	6.40	91	6.50	6.35	**19772**	**53.21**	**51.54**
Nayagarh	38283	99.30	98.56	1995	30.09	26.77	187	12.94	11.02	**40465**	**142.33**	**136.35**
Nuapada	15449	34.51	34.05	649	10.13	9.44	94	8.05	7.46	**16192**	**52.69**	**50.95**
Puri	52642	135.04	134.23	6968	83.96	78.02	452	31.08	27.90	**60062**	**250.08**	**240.15**
Rayagada	17208	45.45	44.31	1059	18.37	17.53	181	11.26	10.92	**18448**	**75.08**	**72.76**
Sambalpur	51445	139.40	138.36	2942	46.43	42.32	459	32.66	30.84	**54846**	**218.49**	**211.52**
Sonepur	23915	59.42	58.86	1027	13.64	12.82	150	9.36	8.39	**25092**	**82.42**	**80.07**
Sundargarh	109782	303.39	302.20	5419	78.03	70.64	727	52.98	45.55	**115928**	**434.40**	**418.39**
Other	6000	17.05	17.05	4438	51.89	51.86	98	6.64	6.64	**10536**	**75.58**	**75.55**
Total	**1370455**	**3487.45**	**3458.67**	**104459**	**1456.56**	**1316.12**	**11173**	**793.67**	**706.38**	**1486087**	**5737.68**	**5481.17**

Annexure - 28

Bank wise performance under Pradhan Mantri MUDRA Yojana (PMMY) from 01.04.2020 to 30.11.2020

Bank / Financial Institution	Shishu (Loans up to Rs. 50,000)			Kishore (Loans from Rs. 50,001 to Rs. 5.00 Lakh)			Tarun (Loans from Rs. 5.00 to Rs. 10.00 Lakh)			Total (Amt. in Crores)		
	No Of A/Cs	Sanction Amt	Disbursement Amt	No Of A/Cs	Sanction Amt	Disbursement Amt	No Of A/Cs	Sanction Amt	Disbursement Amt	No Of A/Cs	Sanction Amt	Disbursement Amt
Public Sector Commercial Banks												
State Bank of India	15692	35.24	34.54	11068	227.59	226.57	3049	242.72	242.43	**29809**	**505.55**	**503.54**
Bank of Baroda	648	2.00	1.86	1094	21.48	20.79	182	14.97	14.86	**1924**	**38.45**	**37.51**
Bank of India	15498	24.28	21.42	10933	207.15	147.86	1207	93.77	49.44	**27638**	**325.20**	**218.72**
Bank of Maharashtra	110	0.16	0.15	104	2.46	2.38	23	1.84	1.84	**237**	**4.46**	**4.37**
Canara Bank	9608	5.54	5.12	3789	97.04	79.88	814	64.41	57.60	**14211**	**166.99**	**142.60**
Central Bank of India	7898	13.67	10.58	4652	91.97	70.81	839	67.69	51.60	**13389**	**173.33**	**132.99**
Indian Bank	808	1.75	1.74	876	14.50	14.50	122	8.89	8.89	**1806**	**25.14**	**25.13**
Indian Overseas Bank	3098	6.02	5.95	2630	42.83	42.37	179	13.78	13.47	**5907**	**62.63**	**61.79**
Punjab National Bank	9880	22.30	21.88	5069	99.66	98.18	696	52.94	52.59	**15645**	**174.90**	**172.65**
Union Bank of India	7718	15.46	10.58	6059	115.46	99.35	804	63.74	58.72	**14581**	**194.66**	**168.65**
Punjab & Sind Bank	458	0.71	0.63	188	3.52	3.21	52	4.25	4.07	**698**	**8.48**	**7.91**
UCO Bank	13857	22.94	16.40	4317	68.92	51.42	436	36.48	25.69	**18610**	**128.34**	**93.51**
Total	**85273**	**150.07**	**130.85**	**50779**	**992.58**	**857.32**	**8403**	**665.48**	**581.20**	**144455**	**1808.13**	**1569.37**
Private Sector Commercial Banks												
Catholic Syrian Bank	18	0.06	0.06	0	0	0	0	0.00	0.00	**18**	**0.06**	**0.06**
Federal Bank	20	0.1	0.09	16	0.4	0.36	6	0.46	0.33	**42**	**0.96**	**0.78**
Karnataka Bank	14	0.02	0.02	18	0.37	0.34	19	1.10	0.62	**51**	**1.49**	**0.98**
Karur Vysya Bank	0	0.00	0.00	0	0.00	0.00	1	0.06	0.06	**1**	**0.06**	**0.06**
Ratnakar Bank	377	0.79	0.79	0	0.00	0.00	0	0.00	0.00	**377**	**0.79**	**0.79**
South Indian Bank	0	0.00	0.00	0	0.00	0.00	1	0.10	0.10	**1**	**0.10**	**0.10**
ICICI Bank	153	0.53	0.53	418	8.15	8.15	126	7.81	7.81	**697**	**16.49**	**16.49**
Axis Bank	888	2.99	2.99	1971	44.85	44.85	459	40.37	40.37	**3318**	**88.21**	**88.21**
IndusInd Bank	510200	787.43	787.43	4094	28.72	28.72	359	11.99	11.99	**514653**	**828.14**	**828.14**
Yes Bank	10825	34.83	34.83	0	0.00	0.00	0	0.00	0.00	**10825**	**34.83**	**34.83**
HDFC Bank	9170	24.08	24.08	952	15.50	15.50	660	38.01	38.01	**10782**	**77.59**	**77.59**
Kotak Mahindra Bank	0	0.00	0.00	6	0.14	0.14	3	0.25	0.25	**9**	**0.39**	**0.39**
IDFC Bank Limited	4769	12.23	12.23	2702	28.10	28.09	51	3.31	3.31	**7522**	**43.64**	**43.63**
IDBI Bank Limited	179	0.23	0.23	821	4.66	4.66	912	11.81	11.81	**1912**	**16.70**	**16.70**
Total	**536613**	**863.29**	**863.28**	**10998**	**130.89**	**130.81**	**2597.00**	**115.27**	**114.66**	**550208**	**1109.45**	**1108.75**

Bank / Financial Institution	Shishu (Loans up to Rs. 50,000)			Kishore (Loans from Rs. 50,001 to Rs. 5.00 Lakh)			Tarun (Loans from Rs. 5.00 to Rs. 10.00 Lakh)			Total (Amt. in Crores)		
	No Of A/Cs	Sanction Amt	Disbursement Amt	No Of A/Cs	Sanction Amt	Disbursement Amt	No Of A/Cs	Sanction Amt	Disbursement Amt	No Of A/Cs	Sanction Amt	Disbursement Amt
Foreign Banks												
Citibank	0	0.00	0.00	0	0.00	0.00	0	0.00	0.00	**0**	**0.00**	**0.00**
Total	**0**	**0.00**	**0.00**	**0**	**0.00**	**0.00**	**0**	**0.00**	**0.00**	**0**	**0.00**	**0.00**
Regional Rural Banks												
Odisha Gramya Bank	487	1.83	1.83	1621	27.17	27.17	20	1.32	1.32	**2128**	**30.32**	**30.32**
Utkal Grameen Bank	264	1.14	0.41	260	6.46	1.40	35	2.83	0.66	**559**	**10.43**	**2.47**
Total	**751**	**2.97**	**2.24**	**1881**	**33.63**	**28.57**	**55**	**4.15**	**1.98**	**2687**	**40.75**	**32.79**
Others												
Others	0	0.00	0.00	0	0.00	0.00	0	0.00	0.00	0	0.00	0.00
Total	**0**	**0.00**	**0.00**	**0**	**0.00**	**0.00**	**0**	**0.00**	**0.00**	**0**	**0.00**	**0.00**
NBFC-Micro Finance Institutions												
Vedika Credit Capital Ltd	1544	4.58	4.58	0	0.00	0.00	0	0.00	0.00	**1544**	**4.58**	**4.58**
Annapurna Microfinance Pvt. Ltd.	284769	1054.88	1054.88	17039	124.08	124.06	55	4.09	4.09	**301863**	**1183.05**	**1183.03**
Village financial services pvt ltd	781	2.25	2.25	0	0.00	0.00	0	0.00	0.00	**781**	**2.25**	**2.25**
Muthoot Microfin Ltd	3201	11.39	11.39	0	0.00	0.00	0	0.00	0.00	**3201**	**11.39**	**11.39**
ASA International India Microfinance Pvt. Ltd.	727	1.76	1.76	0	0.00	0.00	0	0.00	0.00	**727**	**1.76**	**1.76**
Jagaran Microfin Pvt Ltd.	1704	4.45	4.45	15	0.11	0.11	0	0.00	0.00	**1719**	**4.56**	**4.56**
Grameen Koota Financial Services Private Limited	5710	12.58	12.58	6	0.04	0.04	0	0.00	0.00	**5716**	**12.62**	**12.62**
Madura Micro Finance Limited	5321	18.82	18.82	0	0.00	0.00	0	0.00	0.00	**5321**	**18.82**	**18.82**
Belstar investment and finance private limited	7717	24.35	24.35	37	0.22	0.22	0	0.00	0.00	**7754**	**24.57**	**24.57**
Adhikar Microfinance Private Limited	0	0.00	0.00	0	0.00	0.00	0	0.00	0.00	**0**	**0.00**	**0.00**
Svatantra Microfin Private Limited	3479	12.41	12.41	1744	9.47	9.47	0	0.00	0.00	**5223**	**21.88**	**21.88**
Satin Creditcare Network Limited	18676	38.73	38.73	0	0.00	0.00	0	0.00	0.00	**18676**	**38.73**	**38.73**
Sambandh Finserve Private Limited	101731	310.21	310.21	71	0.56	0.56	0	0.00	0.00	**101802**	**310.77**	**310.77**
Asirvad microfinance pvt. Ltd	6540	20.24	20.24	0	0.00	0.00	0	0.00	0.00	**6540**	**20.24**	**20.24**
Fusion microfinance pvt. Ltd.	61587	208.23	199.65	19	0.12	0.11	0	0.00	0.00	**61606**	**208.35**	**199.76**
Arohan Financial Services Pvt. Ltd.	69668	204.12	204.12	1875	10.35	10.35	1	0.10	0.10	**71544**	**214.57**	**214.57**
Uttrayan Financial Services Private	253	0.64	0.64	0	0.00	0.00	0	0.00	0.00	**253**	**0.64**	**0.64**
Janakalyan Financial Services Priva	4838	10.60	10.60	0	0.00	0.00	0	0.00	0.00	**4838**	**10.60**	**10.60**
Sampark Fin Services Pvt Ltd	11365	37.75	37.75	0	0.00	0.00	0	0.00	0.00	**11365**	**37.75**	**37.75**
Satya MicroCapital Limited	3622	12.53	12.53	8	0.05	0.05	0	0.00	0.00	**3630**	**12.58**	**12.58**
Total	**593233**	**1990.52**	**1981.94**	**20814**	**145**	**144.97**	**56**	**4.19**	**4.19**	**614103**	**2139.71**	**2131.10**

Bank / Financial Institution	Shishu (Loans up to Rs. 50,000)			Kishore (Loans from Rs. 50,001 to Rs. 5.00 Lakh)			Tarun (Loans from Rs. 5.00 to Rs. 10.00 Lakh)			Total (Amt. in Crores)		
	No Of A/Cs	Sanction Amt	Disbursement Amt	No Of A/Cs	Sanction Amt	Disbursement Amt	No Of A/Cs	Sanction Amt	Disbursement Amt	No Of A/Cs	Sanction Amt	Disbursement Amt
Non Banking Financial Companies												
Magma Fincorp Limited	0	0	0	1011	18.03	18.03	41	2.97	2.97	**1052**	**21.00**	**21.00**
Shri Ram Finance Corporation Private Limited	1231	4.82	4.82	725	5.76	5.76	6	0.36	0.36	**1962**	**10.94**	**10.94**
Total	**1231**	**4.82**	**4.82**	**1736**	**23.79**	**23.79**	**47**	**3.33**	**3.33**	**3014**	**31.94**	**31.94**
Small Finance Banks												
Suryoday Micro Finance Limited	20478	52.55	52.55	63	0.48	0.47	13	1.11	0.88	**20554**	**54.14**	**53.90**
Utkarsh Small Finance Bank	14893	33.78	33.54	0	0.00	0.00	0	0.00	0.00	**14893**	**33.78**	**33.54**
Ujjivan Small Finance Bank	117945	389.27	389.27	18080	129.49	129.49	2	0.14	0.14	**136027**	**518.90**	**518.90**
Jana Small Finance Bank Limited	38	0.18	0.18	108	0.70	0.70	0	0.00	0.00	**146**	**0.88**	**0.88**
Total	**153354**	**475.78**	**475.54**	**18251**	**130.67**	**130.66**	**15**	**1.25**	**1.02**	**171620**	**607.70**	**607.22**
Grand Total	**1370455**	**3487.45**	**3458.67**	**104459**	**1456.56**	**1316.12**	**11173**	**793.67**	**706.38**	**1486087**	**5737.68**	**5481.17**

Annexure - 28

State wise performance under Pradhan Mantri MUDRA Yojana (PMMY) from 01.04.2020 to 30.11.2020

[Amount Rs. in Crore]

Sr No	State Name	Shishu			Kishore			Tarun			Total		
		No Of A/Cs	Sanction Amt	Disbursement Amt	No Of A/Cs	Sanction Amt	Disbursement Amt	No Of A/Cs	Sanction Amt	Disbursement Amt	No Of A/Cs	Sanction Amt	Disbursement Amt
1	Tamil Nadu	2040046	6181.02	6164.37	321812	3481.17	3379.77	21580	1590.33	1521.38	**2383438**	**11252.52**	**11065.52**
2	Karnataka	1667717	4672.02	4655.59	508212	6221.13	6075.35	34421	2603.73	2504.70	**2210350**	**13496.88**	**13235.64**
3	West Bengal	1833991	4266.76	4233.18	193626	2851.76	2676.45	17363	1235.55	1124.58	**2044980**	**8354.07**	**8034.21**
4	Uttar Pradesh	1537687	3696.47	3561.33	214504	3876.09	3426.54	36390	2712.70	2428.75	**1788581**	**10285.26**	**9416.62**
5	Bihar	1537453	4216.54	4157.89	161235	2556.87	1927.06	19974	1464.50	1313.34	**1718662**	**8237.91**	**7398.29**
6	Maharashtra	1383504	3569.71	3531.02	203450	3176.89	2932.94	37242	2414.56	2251.36	**1624196**	**9161.16**	**8715.32**
7	Odisha	1370455	3487.45	3458.67	104459	1456.56	1316.12	11173	793.67	706.38	**1486087**	**5737.68**	**5481.17**
8	Rajasthan	981892	2910.17	2885.33	284594	4388.78	4273.57	24504	1787.82	1716.31	**1290990**	**9086.77**	**8875.21**
9	Madhya Pradesh	989408	2616.26	2541.32	151877	2418.63	2129.41	22179	1549.44	1390.36	**1163464**	**6584.33**	**6061.09**
10	Gujarat	600993	1794.82	1774.47	124976	1697.31	1623.68	15457	1106.69	1037.20	**741426**	**4598.82**	**4435.35**
11	Jharkhand	657868	1661.10	1636.38	58147	961.89	857.51	9871	712.94	620.88	**725886**	**3335.93**	**3114.77**
12	Kerala	493312	1252.24	1244.39	155457	2050.53	1982.65	14691	1130.90	1075.43	**663460**	**4433.67**	**4302.47**
13	Haryana	505369	1533.77	1511.28	82874	1204.45	1134.90	11790	878.19	830.20	**600033**	**3616.41**	**3476.38**
14	Punjab	487016	1340.21	1311.93	73109	1258.96	1169.33	12653	963.19	908.54	**572778**	**3562.36**	**3389.80**
15	Assam	482412	1356.55	1343.50	45411	697.65	633.60	5625	424.47	383.23	**533448**	**2478.67**	**2360.33**
16	Andhra Pradesh	212122	402.80	367.04	113555	1976.05	1884.91	22290	1727.41	1672.78	**347967**	**4106.26**	**3924.73**
17	Chhattisgarh	282365	776.82	757.66	49119	778.40	687.87	8554	595.62	541.04	**340038**	**2150.84**	**1986.57**
18	Telangana	200483	304.54	287.71	57676	1055.37	1009.80	13892	994.33	963.02	**272051**	**2354.24**	**2260.53**
19	Union Territory of Jammu and Kashmir	62645	175.73	171.40	115585	2143.56	2106.76	13370	981.56	961.10	**191600**	**3300.85**	**3239.26**
20	Delhi	139521	392.99	387.29	33081	578.82	544.01	9229	699.81	657.41	**181831**	**1671.62**	**1588.71**
21	Tripura	116215	337.45	335.18	20994	277.26	260.38	902	64.52	58.64	**138111**	**679.23**	**654.20**
22	Uttarakhand	98225	293.59	286.00	27866	550.77	514.36	5441	403.62	378.61	**131532**	**1247.98**	**1178.97**
23	Himachal Pradesh	41468	109.73	98.87	30323	607.40	566.29	5433	433.70	412.15	**77224**	**1150.83**	**1077.31**
24	Pondicherry	62306	186.07	185.57	12922	131.94	129.48	565	39.97	38.57	**75793**	**357.98**	**353.62**
25	Manipur	29565	78.46	77.38	3385	55.86	51.50	512	37.81	33.31	**33462**	**172.13**	**162.19**
26	Meghalaya	14710	43.53	43.23	2588	42.39	40.71	463	34.09	31.53	**17761**	**120.01**	**115.47**
27	Goa	8685	22.60	21.61	6008	107.43	98.66	1151	82.60	74.28	**15844**	**212.63**	**194.55**
28	Chandigarh	10195	32.11	31.52	3847	67.06	60.89	1000	74.46	68.63	**15042**	**173.63**	**161.04**
29	Union Territory of Ladakh	258	0.86	0.86	4283	85.74	84.49	780	55.55	54.70	**5321**	**142.15**	**140.05**
30	Nagaland	1994	4.56	4.12	2177	41.99	38.37	506	35.39	32.25	**4677**	**81.94**	**74.74**
31	Mizoram	1682	3.67	3.36	2658	60.71	54.50	249	24.00	20.13	**4589**	**88.38**	**77.99**
32	Sikkim	2276	5.67	5.02	1280	23.52	21.05	216	16.68	15.28	**3772**	**45.87**	**41.35**
33	Andaman and Nicobar Islands	1397	3.36	3.33	1877	40.42	38.62	413	32.49	31.33	**3687**	**76.27**	**73.28**
34	Arunachal Pradesh	1298	2.50	2.26	1162	23.82	22.13	362	28.61	26.87	**2822**	**54.93**	**51.26**
35	Dadra and Nagar Haveli	522	0.74	0.65	242	4.79	4.48	95	5.58	5.45	**859**	**11.11**	**10.58**
36	Daman and Diu	393	0.69	0.44	170	3.73	3.32	64	5.37	5.28	**627**	**9.79**	**9.04**
37	Lakshadweep	363	0.92	0.71	213	5.32	3.86	29	2.42	1.61	**605**	**8.66**	**6.18**
	Total	**17857811**	**47734.48**	**47081.86**	**3174754**	**46961.02**	**43765.32**	**380429**	**27744.27**	**25896.61**	**21412994**	**122439.77**	**116743.79**

Annexure - 29

BANK WISE PERFORMANCE UNDER STAND UP INDIA SCHEME DURING FINANCIAL YEAR 2020-21 (UPTO 30.09.2020)

Sl	BANKS	Target SC/ST	SC			ST			Target Women	Women (General)			Total Target	TOTAL		
			No Of A/Cs	Sanctioned Amt (Crs)	Disbursement Amt (Crs)	No Of A/Cs	Sanctioned Amt (Crs)	Disbursement Amt (Crs)		No Of A/Cs	Sanctioned Amt (Crs)	Disbursement Amt (Crs)		No Of A/Cs	Sanctioned Amt (Crs)	Disbursement Amt (Crs)
	Bank of India	257	0	0	0	0	0	0	257	3	0.39	0.17	514	**3**	**0.39**	**0.17**
	Bank of Maharashtra	8	0	0	0	0	0	0	8	1	0.12	0	16	**1**	**0.12**	**0.00**
5	Canara Bank	273	0	0.00	0.00	0	0.00	0.00	273	12	2.76	0.12	546	**12**	**2.76**	**0.12**
	Indian Overseas Bank	134	0	0.00	0.00	0	0.00	0.00	134	1	0.14	0.11	268	**1**	**0.14**	**0.11**
12	Punjab National Bank	366	0	0.00	0.00	0	0.00	0.00	366	4	1.38	0.26	732	**4**	**1.38**	**0.26**
13	State Bank of India	812	16	3.66	1.27	7	1.06	0.46	812	64	14.33	8.38	1624	**87**	**19.05**	**10.11**
15	UCO Bank	250	0	0.00	0.00	0	0.00	0.00	250	5	1.09	0.00	500	**5**	**1.09**	**0.00**
	TOTAL	**1835**	**16**	**3.66**	**1.27**	**7**	**1.06**	**0.46**	**1835**	**86**	**19.70**	**8.87**	**3670**	**109**	**24.42**	**10.60**

DISTRICT WISE PERFORMANCE UNDER STAND UP INDIA SCHEME DURING FINANCIAL YEAR 2020-21 (UPTO 30.09.2020)

Sl	DISTRICTS	Target SC/ST	SC			ST			Target Women	Women (General)			Total Target	TOTAL		
			No Of A/Cs	Sanctioned Amt (Crs)	Disbursement Amt (Crs)	No Of A/Cs	Sanctioned Amt (Crs)	Disbursement Amt (Crs)		No Of A/Cs	Sanctioned Amt (Crs)	Disbursement Amt (Crs)		No Of A/Cs	Sanctioned Amt (Crs)	Disbursement Amt (Crs)
1	Angul	-	0	0.00	0.00	0	0.00	0.00	-	6	1.79	0.34	-	**6**	**1.79**	**0.34**
2	Balasore	-	0	0.00	0.00	0	0.00	0.00	-	7	1.30	0.68	-	**7**	**1.30**	**0.68**
3	Bargarh	-	0	0.00	0.00	0	0.00	0.00	-	2	0.68	0.00	-	**2**	**0.68**	**0.00**
4	Bhadrakh	-	0	0.00	0.00	0	0.00	0.00	-	0	0.00	0.00	-	**0**	**0.00**	**0.00**
5	Bolangir	-	0	0.00	0.00	0	0.00	0.00	-	3	0.77	0.15	-	**3**	**0.77**	**0.15**
6	Boudh	-	0	0.00	0.00	0	0.00	0.00	-	3	0.43	0.10	-	**3**	**0.43**	**0.10**
7	Cuttack	-	1	0.30	0.25	0	0.00	0.00	-	8	1.70	1.21	-	**9**	**2.00**	**1.46**
8	Deogarh	-	0	0.00	0.00	0	0.00	0.00	-	0	0.00	0.00	-	**0**	**0.00**	**0.00**
9	Dhenkanal	-	0	0.00	0.00	0	0.00	0.00	-	1	0.32	0.26	-	**1**	**0.32**	**0.26**
10	Gajapati	-	0	0.00	0.00	0	0.00	0.00	-	0	0.00	0.00	-	**0**	**0.00**	**0.00**
11	Ganjam	-	0	0.00	0.00	0	0.00	0.00	-	2	0.46	0.40	-	**2**	**0.46**	**0.40**
12	Jagatsinghpur	-	1	0.30	0.25	0	0.00	0.00	-	0	0.00	0.00	-	**1**	**0.30**	**0.25**
13	Jajpur	-	0	0.00	0.00	0	0.00	0.00	-	5	1.13	0.86	-	**5**	**1.13**	**0.86**
14	Jharsuguda	-	1	0.24	0.00	0	0.00	0.00	-	3	0.91	0.00	-	**4**	**1.15**	**0.00**
15	Kalahandi	-	1	0.25	0.20	2	0.38	0.36	-	5	1.52	1.04	-	**8**	**2.15**	**1.60**
16	Kandhamal	-	0	0.00	0.00	1	0.10	0.00	-	3	0.41	0.22	-	**4**	**0.51**	**0.22**
17	Kendrapara	-	0	0.00	0.00	0	0.00	0.00	-	2	0.21	0.02	-	**2**	**0.21**	**0.02**
18	Keonjhar	-	0	0.00	0.00	0	0.00	0.00	-	5	0.91	0.56	-	**5**	**0.91**	**0.56**
19	Khordha	-	3	0.55	0.00	0	0.00	0.00	-	8	2.74	1.61	-	**11**	**3.29**	**1.61**
20	Koraput	-	3	0.98	0.35	0	0.00	0.00	-	2	0.29	0.11	-	**5**	**1.27**	**0.46**
21	Malkangiri	-	1	0.20	0.00	0	0.00	0.00	-	0	0.00	0.00	-	**1**	**0.20**	**0.00**
22	Mayurbhanj	-	0	0.00	0.00	1	0.13	0.00	-	4	0.81	0.36	-	**5**	**0.94**	**0.36**
23	Nabarangpur	-	0	0.00	0.00	0	0.00	0.00	-	0	0.00	0.00	-	**0**	**0.00**	**0.00**
24	Nayagarh	-	0	0.00	0.00	0	0.00	0.00	-	0	0.00	0.00	-	**0**	**0.00**	**0.00**
25	Nuapada	-	1	0.15	0.12	0	0.00	0.00	-	1	0.15	0.00	-	**2**	**0.30**	**0.12**
26	Puri	-	0	0.00	0.00	0	0.00	0.00	-	5	1.26	0.32	-	**5**	**1.26**	**0.32**
27	Rayagada	-	2	0.33	0.10	2	0.30	0.00	-	4	0.63	0.21	-	**8**	**1.26**	**0.31**
28	Sambalpur	-	1	0.20	0.00	0	0.00	0.00	-	5	0.84	0.35	-	**6**	**1.04**	**0.35**
29	Sonepur	-	0	0.00	0.00	0	0.00	0.00	-	0	0.00	0.00	-	**0**	**0.00**	**0.00**
30	Sundargarh	-	1	0.16	0.00	1	0.15	0.10	-	2	0.44	0.25	-	**4**	**0.75**	**0.35**
	TOTAL	-	**16**	**3.66**	**1.27**	**7**	**1.06**	**0.46**	-	**86**	**19.70**	**9.05**	-	**109**	**24.42**	**10.78**

Annexure - 30

CREDIT FACILITY TO MINORITY COMMUNITY AS ON 30.09.2020

Amount in Crores

Sl	Name of Bank	SIKHS				MUSLIMS				CHRISTIANS				TOTAL			
		Disbursementfrom 01.04.2020 to 30.09.2020		Balance outstanding as on 30.09.2020		Disbursementfrom 01.04.2020 to 30.09.2020		Balance outstanding as on 30.09.2020		Disbursementfrom 01.04.2020 to 30.09.2020		Balance outstanding as on 30.09.2020		Disbursementfrom 01.04.2020 to 30.09.2020		Balance outstanding as on 30.09.2020	
		A/c	Amt.	A/c	Amt.	A/c	Amt	A/c	Amt	A/c	Amt	A/c	Amt	A/c	Amt	A/c	Amt
1	Bank of Baroda	0	0.00	62	3.87	185	3.42	419	29.19	49	0.79	362	10.08	234	4.21	843	43.14
2	Bank of India	0	0.00	68	6.25	132	0.85	2125	34.23	47	0.32	1172	10.98	179	1.17	3365	51.46
3	Bank of Maharastra	0	0.00	0	0.00	0	0.00	95	1.20	0	0.00	0	0.00	0	0.00	95	1.20
4	Canara Bank	211	3.94	642	20.58	1406	15.30	4402	76.09	454	4.54	1590	19.79	2071	23.78	6634	116.46
5	Central Bank of India	0	0.00	2642	21.47	0	0.00	0	0.00	0	0.00	0	0.00	0	0.00	2642	21.47
6	Indian Bank	13	0.34	54	1.40	142	3.85	2419	44.65	73	0.72	1188	31.31	228	4.91	3661	77.36
7	Indian Overseas Bank	4	0.04	17	0.73	35	0.27	897	5.18	1	0.01	216	1.20	40	0.32	1130	7.11
8	Punjab & Sind Bank	0	0.00	0	0.00	0	0.00	0	0.00	0	0.00	0	0.00	0	0.00	0	0.00
9	Punjab National Bank	84	2.22	6174	24.66	502	11.26	14420	106.40	417	5.30	6215	39.50	1003	18.78	26809	170.56
10	State Bank of India	231	4.33	6974	48.37	903	26.04	90410	868.84	2083	24.39	63607	582.54	3217	54.76	160991	1499.75
11	UCO Bank	3	0.01	590	21.13	527	12.32	2310	125.37	65	0.28	2853	164.69	595	12.61	5753	311.19
12	Union Bank of India	121	1.20	26	1.50	905	22.75	2800	65.20	405	22.50	550	25.60	1431	46.45	3376	92.30
	Public Sector Banks	**667**	**12.08**	**17249**	**149.96**	**4737**	**96.06**	**120297**	**1356.35**	**3594**	**58.85**	**77753**	**885.69**	**8998**	**166.99**	**215299**	**2392.00**
13	Axis Bank Ltd	0	0.00	0	0.00	0	0.00	0	0.00	0	0.00	0	0.00	0	0.00	0	0.00
14	Bandhan Bank	4	0.85	19	4.72	7007	35.20	34063	122.73	233	1.23	711	2.18	7244	37.28	34793	129.63
15	City Union Bank	0	0.00	0	0.00	0	0.00	0	0.00	0	0.00	0	0.00	0	0.00	0	0.00
16	DCB Ltd	0	0.00	1722	6.47	8	0.08	149	11.28	14	0.05	105	0.52	22	0.13	1976	18.27
17	Federal Bank	0	0.00	13	0.51	0	0.00	663	5.38	0	0.00	40	0.44	0	0.00	716	6.33
18	HDFC Bank	4	0.03	75	2.21	216	1.49	10155	72.90	79	0.29	1883	5.26	299	1.81	12113	80.37
19	ICICI Bank	27	1.37	120	11.41	1620	27.48	4478	105.67	994	5.12	3177	21.76	2641	33.97	7775	138.84
20	IDBI Bank	10	0.62	30	3.05	334	4.26	999	24.32	47	0.87	159	4.75	391	5.75	1188	32.12
21	IDFC First Bank	5	0.02	5	0.02	6	0.06	36	0.20	0	0.00	1	0.01	11	0.08	42	0.23
22	Indus Ind Bank	0	0.00	44	5.25	4127	10.53	1320	68.37	1889	4.02	276	3.54	6016	14.55	1640	77.16
23	Karnatak Bank Ltd.	0	0.00	8	0.44	0	0.00	30	1.74	0	0.00	1	0.17	0	0.00	39	2.35
24	Karur Vysya Bank	0	0.00	0	0.00	0	0.00	0	0.00	0	0.00	0	0.00	0	0.00	0	0.00
25	Kotak Mahindra Bank Ltd	0	0.00	14	2.04	0	0.00	190	23.11	20	0.39	32	1.38	20	0.39	236	26.53
26	Laxmi Vilas Bank	0	0.00	0	0.00	0	0.00	0	0.00	0	0.00	0	0.00	0	0.00	0	0.00
27	RBL Bank	0	0.00	0	0.00	0	0.00	0	0.00	0	0.00	0	0.00	0	0.00	0	0.00
28	Standard Chartered Bank	0	0.00	0	0.00	0	0.00	0	0.00	0	0.00	0	0.00	0	0.00	0	0.00
29	The South Indian Bank Ltd.	0	0.00	0	0.00	0	0.00	0	0.00	0	0.00	0	0.00	0	0.00	0	0.00
30	Yes Bank	0	0.00	0	0.00	60	0.27	12	2.20	69	0.19	0	0.00	129	0.46	12	2.20
31	Tamilnadu Mercantile Bank	0	0.00	0	0.00	0	0.00	0	0.00	0	0.00	0	0.00	0	0.00	0	0.00
	Private Sector Banks	**50**	**2.89**	**2050**	**36.13**	**13378**	**79.37**	**52095**	**437.90**	**3345**	**12.16**	**6385**	**40.01**	**16773**	**94.42**	**60530**	**514.03**
32	Odisha Gramya Bank	0	0.00	71	1.09	331	1.97	17492	75.96	32	0.21	1644	5.84	363	2.18	19207	82.89
33	Utkal Grameen Bank	7	0.08	944	7.40	8	0.10	5996	25.13	12	0.15	9584	26.04	27	0.33	16524	58.57
	RRBs	**7**	**0.08**	**1015**	**8.49**	**339**	**2.07**	**23488**	**101.09**	**44**	**0.36**	**11228**	**31.88**	**390**	**2.51**	**35731**	**141.46**
34	Orissa State Co-Op. Bank	0	0.00	0	0.00	0	0.00	0	0.00	0	0.00	0	0.00	0	0.00	0	0.00
	Total of Co-operative	**0**	**0.00**	**0**	**0.00**	**0**	**0.00**	**0**	**0.00**	**0**	**0.00**	**0**	**0.00**	**0**	**0.00**	**0**	**0.00**
35	Jana Small Finance Bank	4	0.00	53	0.12	115	0.39	4594	12.74	24	0.13	547	1.34	143	0.52	5194	14.20
36	ESAF Small Finance Bank	0	0.00	0	0.00	3	0.01	106	0.23	0	0.00	0	0.00	3	0.01	106	0.23
37	Suryoday Small Finance	6	0.02	19	0.04	162	0.35	2700	4.92	50	0.15	407	0.77	218	0.52	3126	5.73
38	Ujjivan Small Finance Bank	7	0.02	100	0.22	287	1.07	4071	9.45	335	1.14	2542	4.99	629	2.23	6713	14.66
39	Utkarsh Small Finance	0	0.00	0	0.00	87	0.27	171	0.26	27	0.06	27	0.05	114	0.33	198	0.31
	Total Small Finance Bank	**11**	**0.02**	**153**	**0.34**	**489**	**1.73**	**8836**	**22.45**	**386**	**1.33**	**3116**	**6.38**	**886**	**3.08**	**12105**	**29.17**
	TOTAL	**735**	**15.07**	**20467**	**194.92**	**18943**	**179.23**	**204716**	**1917.79**	**7369**	**72.70**	**98482**	**963.96**	**27047**	**267.00**	**323665**	**3076.66**

Annexure - 31

BANK-WISE ACHIEVEMENT UNDER SEP-I COMPONENT OF DAY-NULM From-01.04.2020 to 21.12.2020

Sl	Name of Bank	No. of Application Sponsored To Banks	No. of Application Sanctioned by Banks	No. of Application Sanctioned under Mudra loan.	No. of Application Pending with Bank	No. of Application Rejected by Bank	No. of Application Disbursed	Amount of Loan Disbursed (in Rs.)	No. of Application Disbursed under Mudra	Amount of Loan Disbursed (Mudra) (in Rs.)
1	Allahabad Bank	35	4	8	34	0	4	390000	8	1085000
2	Andhra Bank	113	11	8	104	0	11	1735000	8	1730000
3	Bank of Baroda	56	6	27	50	1	6	440000	27	2868000
4	Bank of India	91	14	9	77	0	14	1115000	9	1490000
5	Bank of Maharastra	4	0	0	4	0	0	0	0	0
6	Canara Bank	67	3	16	65	1	3	150000	16	1025000
7	Central Bank of India	40	3	1	39	12	3	427000	1	100000
8	Corporation Bank	10	0	0	10	0	0	0	0	0
9	Dena Bank	4	2	0	3	0	2	395000	0	0
10	IDBI Bank	11	3	1	8	0	3	475000	1	200000
11	Indian Bank	47	3	7	45	0	3	335000	7	885000
12	Indian Overseas Bank	31	3	2	28	4	2	130000	2	165000
13	Oriental Bank of Commerce	18	0	1	18	0	0	0	1	50000
14	Punjab & Sind Bank	1	1	0	0	0	1	180000	0	0
15	Punjab National Bank	68	10	36	59	0	10	822000	36	2864000
16	State Bank of India	434	9	13	428	11	9	1308000	14	1155724
17	Syndicate Bank	16	0	11	16	0	0	0	11	961000
18	Uco Bank	99	8	29	92	0	7	705000	28	1730700
19	Union Bank of India	60	2	7	57	1	2	130000	6	875000
20	United Bank of India	33	2	4	31	2	2	290000	4	226000
21	Vijaya Bank	2	1	0	1	0	1	50000	0	0
22	Axis Bank Ltd	15	1	0	14	0	1	190000	0	0
23	Bandhan Bank	4	0	0	4	0	0	0	0	0
24	City Union Bank	0	0	0	0	0	0	0	0	0
25	DCB Bank	0	0	0	0	0	0	0	0	0
26	Federal Bank	4	4	0	1	0	4	700000	0	0
27	HDFC Bank	10	0	0	10	0	0	0	0	0
28	ICICI Bank	12	2	0	10	0	2	400000	0	0
29	Indusind Bank	0	0	0	0	0	0	0	0	0
30	Karnatak Bank Ltd.	0	0	0	0	0	0	0	0	0
31	Kayur Vysya Bank	0	0	0	0	0	0	0	0	0
32	Kotak Mahindra Bank Ltd	0	0	0	0	0	0	0	0	0
33	Laxmi Vilas Bank	0	0	0	0	0	0	0	0	0
34	RBL Bank	0	0	0	0	0	0	0	0	0
35	Standard Chartered Bank	0	0	0	0	0	0	0	0	0
36	The South Indian Bank Ltd.	0	0	0	0	0	0	0	0	0
37	Yes Bank	0	0	0	0	0	0	0	0	0
38	IDFC First Bank	0	0	0	0	0	0	0	0	0
39	Odisha Gramya Bank	32	4	11	28	0	4	400000	11	870000
40	Utkal Grameen Bank	5	0	0	5	0	0	0	0	0
41	Orissa State Co-Op. Bank	0	0	0	0	0	0	0	0	0
42	Jana Small Finance Bank	0	0	0	0	0	0	0	0	0
43	Suryoday Small Fince Bank	0	0	0	0	0	0	0	0	0
44	Ujjivan Bank	0	0	0	0	0	0	0	0	0
	Total	**1322**	**96**	**191**	**1241**	**32**	**94**	**10767000**	**190**	**18280424**

BANK-WISE ACHIEVEMENT UNDER SEP-G COMPONENT OF DAY-NULM From-01.04.2020 to 21.12.2020

Sl	Name of Bank	No. of Loan Application Send To Bank	No. of Application Sanctioned	No. of Application Pending with Bank	No. of Application Rejected by Bank	No. of Application Disbursed	Amount of Loan Disbursed (in Rs.)
1	Allahabad Bank	3	3	6	0	3	1130000
2	Andhra Bank	2	2	3	0	1	100000
3	Bank of Baroda	2	2	1	0	2	500000
4	Bank of India	8	8	5	0	8	2150000
5	Bank of Maharastra	0	0	0	0	0	0
6	Canara Bank	7	8	2	0	8	2260000
7	Central Bank of India	4	4	0	0	4	1450000
8	Corporation Bank	0	0	0	0	0	0
9	Dena Bank	0	0	0	0	0	0
10	IDBI Bank	1	1	0	0	1	225000
11	Indian Bank	0	0	4	0	0	0
12	Indian Overseas Bank	3	3	1	0	2	600000
13	Oriental Bank of Commerce	0	0	1	0	0	0
14	Punjab & Sind Bank	0	0	0	0	0	0
15	Punjab National Bank	8	9	3	0	8	3150000
16	State Bank of India	7	8	6	0	8	2850000
17	Syndicate Bank	4	4	1	0	4	1550000
18	Uco Bank	11	12	6	0	12	3265000
19	Union Bank of India	4	4	3	0	4	765000
20	United Bank of India	0	0	4	0	0	0
21	Vijaya Bank	0	0	0	0	0	0
22	Axis Bank Ltd	0	0	0	0	0	0
23	Bandhan Bank	0	0	0	0	0	0
24	City Union Bank	0	0	0	0	0	0
25	DCB Bank	0	0	0	0	0	0
26	Federal Bank	0	0	0	0	0	0
27	HDFC Bank	0	0	0	0	0	0
28	ICICI Bank	1	1	0	0	1	225000
29	Indusind Bank	0	0	0	0	0	0
30	Karnatak Bank Ltd.	0	0	0	0	0	0
31	Kayur Vysya Bank	0	0	0	0	0	0
32	Kotak Mahindra Bank Ltd	0	0	0	0	0	0
33	Laxmi Vilas Bank	0	0	0	0	0	0
34	RBL Bank	0	0	0	0	0	0
35	Standard Chartered Bank	0	0	0	0	0	0
36	The South Indian Bank Ltd.	0	0	0	0	0	0
37	Yes Bank	0	0	0	0	0	0
38	IDFC First Bank	0	0	0	0	0	0
39	Odisha Gramya Bank	7	7	0	0	7	2300000
40	Utkal Grameen Bank	0	0	0	0	0	0
41	Orissa State Co-Op. Bank	0	0	0	0	0	0
42	Jana Small Finance Bank	0	0	0	0	0	0
43	Suryoday Small Fince Bank	0	0	0	0	0	0
44	Ujjivan Bank	0	0	0	0	0	0
	Total	**72**	**76**	**46**	**0**	**73**	**22520000**

BANK-WISE ACHIEVEMENT UNDER SEP- BANK LINKAGE COMPONENT OF DAY-NULM From- 01.04.2020 to 21.12.2020

Sl No	Name of Bank	No. of Application Send To Bank	No. of Application Loan Sanctioned	No. of Application Pending with Bank	No. of Application Rejected by Bank	No. of Application Disbursed	Amount of Loan Disbursed (in Rs.)
1	Allahabad Bank	28	33	34	0	33	5972000
2	Andhra Bank	16	18	35	0	19	2282000
3	Bank of Baroda	24	26	28	0	26	4825000
4	Bank of India	44	44	34	0	38	6293000
5	Bank of Maharastra	0	0	0	0	0	0
6	Canara Bank	80	83	53	0	79	11580000
7	Central Bank of India	8	13	4	0	15	2670000
8	Corporation Bank	0	0	4	0	0	0
9	Dena Bank	0	0	2	0	0	0
10	IDBI Bank	0	0	3	0	0	0
11	Indian Bank	14	15	29	0	13	2679000
12	Indian Overseas Bank	15	17	32	0	24	3140000
13	Oriental Bank of Commerce	1	1	0	0	1	200000
14	Punjab & Sind Bank	0	0	0	0	0	0
15	Punjab National Bank	15	17	35	0	16	4330000
16	State Bank of India	45	57	73	0	61	12100000
17	Syndicate Bank	12	13	10	0	13	4550000
18	Uco Bank	59	67	52	0	60	13040012
19	Union Bank of India	13	13	20	0	15	1485000
20	United Bank of India	6	8	16	0	9	1710000
21	Vijaya Bank	0	0	0	0	0	0
22	Axis Bank Ltd	0	0	0	0	0	0
23	Bandhan Bank	0	0	0	0	0	0
24	City Union Bank	0	0	0	0	0	0
25	DCB Bank	0	0	0	0	0	0
26	Federal Bank	0	0	0	0	0	0
27	HDFC Bank	0	0	0	0	0	0
28	ICICI Bank	55	63	7	0	55	8527500
29	Indusind Bank	0	0	0	0	0	0
30	Karnatak Bank Ltd.	0	0	0	0	0	0
31	Kayur Vysya Bank	0	0	0	0	0	0
32	Kotak Mahindra Bank Ltd	0	0	0	0	0	0
33	Laxmi Vilas Bank	0	0	0	0	0	0
34	RBL Bank	0	0	0	0	0	0
35	Standard Chartered Bank	0	0	0	0	0	0
36	The South Indian Bank Ltd.	0	0	0	0	0	0
37	Yes Bank	0	0	0	0	0	0
38	IDFC First Bank	0	0	0	0	0	0
39	Odisha Gramya Bank	55	56	19	0	52	9286000
40	Utkal Grameen Bank	5	5	6	0	5	860000
41	Orissa State Co-Op. Bank	0	0	0	0	0	0
42	Jana Small Finance Bank	0	0	0	0	0	0
43	Suryoday Small Fince Bank	0	0	0	0	0	0
44	Ujjivan Bank	0	0	0	0	0	0
	TOTAL	**495**	**549**	**496**	**0**	**534**	**95529512**

Annexure-32

Financing under Joint Liability Groups (JLG) as on 30.09.2020

Amt in Crore

Sl No.	Name of Bank	Applications Sanctioned from 01.04.2020 to 30.09.2020		Application Disbursed from 01.04.2020 to 30.09.2020		Balance Outstanding as on 30.09.2020		Out of which, Repeat Assistance	
		A/c	Amt.	A/c	Amt	A/c	Amt	A/c	Amt
1	Bank of Baroda	17	0.43	17	0.43	240	4.91	8	0.40
2	Bank of India	40	0.80	40	0.40	40	0.75	0	0.00
3	Bank of Maharastra	0	0.00	0	0.00	0	0.00	0	0.00
4	Canara Bank	649	2.48	649	2.48	1159	10.97	0	0.00
5	Central Bank of India	4	0.04	4	0.04	91	0.46	0	0.00
6	Indian Bank	28	0.72	24	0.59	237	2.34	0	0.00
7	Indian Overseas Bank	0	0.00	0	0.00	0	0.00	0	0.00
8	Punjab & Sind Bank	0	0.00	0	0.00	0	0.00	0	0.00
9	Punjab National Bank	25	0.07	25	0.07	3712	11.81	0	0.00
10	State Bank of India	49	0.38	49	0.38	896	5.08	0	0.00
11	UCO Bank	147	1.34	147	1.34	547	6.26	0	0.00
12	Union Bank of India	12	0.18	12	0.18	125	1.01	2	0.01
Public Sector Banks		**971**	**6.44**	**967**	**5.91**	**7047**	**43.59**	**10**	**0.41**
13	Axis Bank Ltd	1919	6.77	1115	3.72	145962	237.99	0	0.00
14	Bandhan Bank	0	0.00	0	0.00	0	0.00	0	0.00
15	City Union Bank	0	0.00	0	0.00	0	0.00	0	0.00
16	DCB Bank Ltd	0	0.00	0	0.00	81395	121.08	0	0.00
17	Federal Bank	2	0.02	2	0.02	5	0.04	0	0.00
18	HDFC Bank	1079	11.97	1079	11.97	43250	498.96	0	0.00
19	ICICI Bank	0	0.00	0	0.00	0	0.00	0	0.00
20	IDBI BANK	49	0.11	49	0.11	452	2.52	5	0.05
21	IDFC First Bank	2469	6.19	2469	6.19	4650	11.39	0	0.00
22	Indus Ind Bank	0	0.00	0	0.00	0	0.00	0	0.00
23	Karnatak Bank Ltd.	0	0.00	0	0.00	0	0.00	0	0.00
24	Karur Vysya Bank	0	0.00	0	0.00	0	0.00	0	0.00
25	Kotak Mahindra Bank Ltd	0	0.00	0	0.00	0	0.00	0	0.00
26	Laxmi Vilas Bank	0	0.00	0	0.00	0	0.00	0	0.00
27	RBL Bank	10507	32.80	10507	32.80	202510	406.51	0	0.00
28	Standard Chartered Bank	0	0.00	0	0.00	0	0.00	0	0.00
29	The South Indian Bank Ltd.	0	0.00	0	0.00	0	0.00	0	0.00
30	Yes Bank	816	11.87	816	11.87	146757	236.66	19000	140.50
31	Tamilnadu Mercantile Bank Ltd.	0	0.00	0	0.00	0	0.00	0	0.00
Private Sector Banks		**16841**	**69.73**	**16037**	**66.68**	**624981**	**1515.15**	**19005**	**140.55**
32	Odisha Gramya Bank	0	0.00	0	0.00	11852	63.51	0	0.00
33	Utkal Grameen Bank	924	1.85	924	1.85	2436	5.59	924	1.85
RRBS		**924**	**1.85**	**924**	**1.85**	**14288**	**69.10**	**924**	**1.85**
34	Orissa State Co-Op. Bank	22130	126.63	22130	126.63	71869	371.43	0	0.00
Total OSCB		**22130**	**126.63**	**22130**	**126.63**	**71869**	**371.43**	**0**	**0.00**
35	Jana Small Finance Bank	0	0.00	445	8.21	27842	285.55	0	0.00
36	ESAF Small Finance Bank	2168	4.46	2168	4.46	2168	4.46	0	0.00
37	Suryoday Small Finance Bank	12869	32.90	12869	32.90	254336	452.15	12013	30.72
38	Ujjivan Small Finance Bank	6802	43.41	6802	43.41	21279	250.82	0	0.00
39	Utkarsh Small Finance Bank	9740	23.90	9740	23.90	24790	41.95	0	0.00
Total Small Finance Bank		**15037**	**37.36**	**15482**	**45.57**	**330415**	**1034.93**	**12013**	**30.72**
TOTAL		**55903**	**242.01**	**55540**	**246.64**	**1048600**	**3034.20**	**31952**	**173.53**

Annexure - 33

PROGRESS UNDER ARTISAN CREDIT CARD AS OF 30.09.2020					Amount in Crores
Sl No.	Name of Bank	Disbursement made from 01.04.2019 to 30.09.2020		Balance Outstanding as on 30.09.2020	
		A/c	Amt.	A/c	Amt
1	Bank of Baroda	0	0.00	405	2.79
2	Bank of India	15	0.16	225	1.55
3	Bank of Maharastra	0	0.00	0	0.00
4	Canara Bank	1	0.01	13	0.07
5	Central Bank of India	0	0.00	2015	4.82
6	Indian Bank	2	0.001	6	0.01
7	Indian Overseas Bank	0	0.00	567	1.93
8	Punjab & Sind Bank	0	0.00	0	0.00
9	Punjab National Bank	0	0.00	62	0.17
10	State Bank of India	0	0.00	118	1.83
11	UCO Bank	45	0.04	982	3.63
12	Union Bank of India	0	0.00	513	1.10
Total Public Sector Banks		**63**	**0.21**	**4906**	**17.90**
13	Axis Bank Ltd	0	0.00	0	0.00
14	Bandhan Bank	0	0.00	0	0.00
15	City Union Bank	0	0.00	0	0.00
16	DCB Ltd	0	0.00	0	0.00
17	Federal Bank	0	0.00	0	0.00
18	HDFC Bank	0	0.00	0	0.00
19	ICICI Bank	0	0.00	0	0.00
20	IDBI Bank	2	0.001	60	0.02
21	IDFC First Bank	0	0.00	0	0.00
22	IndusInd Bank	0	0.00	0	0.00
23	Karnatak Bank Ltd.	0	0.00	0	0.00
24	Karur Vysya Bank	0	0.00	0	0.00
25	Kotak Mahindra Bank Ltd	0	0.00	0	0.00
26	Laxmi Vilas Bank	0	0.00	0	0.00
27	RBL Bank	0	0.00	0	0.00
28	Standard Chartered Bank	0	0.00	0	0.00
29	The South Indian Bank Ltd.	0	0.00	0	0.00
30	Yes Bank	0	0.00	0	0.00
31	Tamilnadu Mercantile Bank	0	0.00	0	0.00
Total Private Sector Banks		**2**	**0.00**	**60**	**0.02**
32	Odisha Gramya Bank	0	0.00	1196	3.50
33	Utkal Grameen Bank	0	0.00	83	0.26
Total of RRBs		**0**	**0.00**	**1279**	**3.76**
34	Orissa State Co-Op. Bank	0	0.00	0	0.00
Total of Co-op Bank		**0**	**0.00**	**0**	**0.00**
35	Jana Small Finance Bank	0	0.00	0	0.00
36	ESAF Small Finance Bank	0	0.00	0	0.00
37	Suryoday Small Finance Bank	0	0.00	0	0.00
38	Ujjivan Small Finance Bank	0	0.00	0	0.00
39	Utkarsh Small Finance Bank	0	0.00	0	0.00
Total Small Finance Bank		**0**	**0.00**	**0**	**0.00**
Total Banks		**65**	**0.21**	**6245**	**21.68**

Annexure - 34

PROGRESS UNDER SWAROZGAR CREDIT CARD AS OF 30.09.2020					Amount in Crores
Sl No.	Name of Bank	Disbursement made from 01.04.2020 to 30.09.2020		Balance Outstanding as on 30.09.2020	
		A/c	Amt.	A/c	Amt
1	Bank of Baroda	0	0.00	0	0.00
2	Bank of India	0	0.00	3021	15.71
3	Bank of Maharastra	0	0.00	0	0.00
4	Canara Bank	6	0.007	368	0.48
5	Central Bank of India	0	0.00	182	0.92
6	Indian Bank	3	0.003	5	0.08
7	Indian Overseas Bank	0	0.00	1765	4.20
8	Punjab & Sind Bank	0	0.00	0	0.00
9	Punjab National Bank	0	0.00	56	0.28
10	State Bank of India	0	0.00	24	1.36
11	UCO Bank	9	0.009	419	1.81
12	Union Bank of India	0	0.00	0	0.00
Public Sector Banks		**18**	**0.02**	**5840**	**24.84**
13	Axis Bank Ltd	0	0.00	0	0.00
14	Bandhan Bank	0	0.00	0	0.00
15	City Union Bank	0	0.00	0	0.00
16	DCB Bank Ltd	0	0.00	0	0.00
17	Federal Bank	0	0.00	0	0.00
18	HDFC Bank	0	0.00	0	0.00
19	ICICI Bank	0	0.00	0	0.00
20	IDBI Bank	0	0.00	109	2.94
21	IDFC First Bank	0	0.00	0	0.00
22	Indus Ind Bank	0	0.00	0	0.00
23	Karnatak Bank Ltd.	0	0.00	0	0.00
24	Karur Vysya Bank	0	0.00	0	0.00
25	Kotak Mahindra Bank Ltd	0	0.00	0	0.00
26	Laxmi Vilas Bank	0	0.00	0	0.00
27	RBL Bank	0	0.00	0	0.00
28	Standard Chartered Bank	0	0.00	0	0.00
29	The South Indian Bank Ltd.	0	0.00	0	0.00
30	Yes Bank	0	0.00	0	0.00
31	Tamilnadu Mercantile Bank	0	0.00	0	0.00
Private Sector Banks		**0**	**0.00**	**109**	**2.94**
32	Odisha Gramya Bank	0	0.00	8652	42.02
33	Utkal Grameen Bank	8	0.02	241	0.58
RRBs		**8**	**0.02**	**8893**	**42.60**
34	Orissa State Co-Op. Bank	0	0.00	27486	44.91
Total of Co-op Bank		**0**	**0.00**	**27486**	**44.91**
35	Jana Small Finance Bank	0	0.00	0	0.00
36	ESAF Small Finance Bank	0	0.00	0	0.00
37	Suryoday Small Finance Bank	0	0.00	0	0.00
38	Ujjivan Small Finance Bank	0	0.00	0	0.00
39	Utkarsh Small Finance Bank	0	0.00	0	0.00
Total Small Finance Bank		**0**	**0.00**	**0**	**0.00**
TOTAL		**26**	**0.04**	**42328**	**115.29**

Annexure - 35

CGTMSE - Odisha (01.04.2020 to 30.09.2020)

Sl	District Name	Approvals	Approved Amount (in Rs. Lakh)	Bank Name	Approvals	Approved Amount (in Rs. Lakh)
1	KHORDHA	2712	11975.45	NBFCs	5914	12027.57
2	CUTTACK	1569	5960.96	BANK OF INDIA	1714	11359.16
3	KEONJHAR	685	3753.84	CANARA BANK	3231	7792.50
4	SUNDARGARH	839	3407.62	STATE BANK OF INDIA	738	7067.18
5	BALASORE	748	2909.45	UNION BANK OF INDIA	2012	6591.80
6	GANJAM	1025	2623.29	PUNJAB NATIONAL BANK	1028	2903.69
7	PURI	1156	2399.02	INDIAN BANK	332	1600.00
8	MAYURBHANJ	637	2209.62	BANK OF BARODA	447	1593.25
9	JAJPUR	553	1767.98	INDIAN OVERSEAS BANK	173	973.11
10	SAMBALPUR	405	1741.27	PUNJAB NATIONAL BANK (E-ORIENTAL BANK OF COMMERCE)	126	964.71
11	JAGATSINGHPUR	537	1656.24	CENTRAL BANK OF INDIA	79	569.85
12	BOLANGIR	560	1417.04	UCO BANK	100	540.81
13	ANGUL	362	1373.92	INDIAN BANK (E-ALLAHABAD BANK)	58	240.32
14	BARGARH	442	1372.19	IDBI BANK LTD	7	140.97
15	JHARSUGUDA	290	1351.21	PUNJAB NATIONAL BANK (E-UNITED BANK OF INDIA)	21	137.11
16	BHADRAK	450	1135.55	HDFC BANK LIMITED	2	102.00
17	KORAPUT	373	1013.28	SMALL INDUSTRIES DEVELOPMENT BANK	3	77.00
18	DHENKANAL	254	867.36	CANARA BANK (E-SYNDICATE BANK)	20	65.10
19	KALAHANDI	421	843.50	PUNJAB & SIND BANK	18	61.44
20	NAYAGARH	326	798.26	KARNATAKA BANK LTD	9	55.10
21	KENDRAPARA	319	777.85	AXIS BANK LIMITED	25	54.44
22	SONEPUR	286	659.26	BANK OF MAHARASHTRA	3	48.75
23	RAYAGADA	170	537.72	UNION BANK OF INDIA (E-CORPORATION BANK)	2	19.50
24	BOUDH	135	499.38	THE SOUTH INDIAN BANK LIMITED	1	7.96
25	NABARANGPUR	211	466.77	INDUSIND BANK	6	2.84
26	KANDHAMAL	157	377.91			
27	GAJAPATI	181	366.61			
28	MALKANGIRI	107	285.61			
29	NUAPADA	105	248.13			
30	DEOGARH	54	199.88			
Total		**16069**	**54996.16**	**Total**	**16069**	**54996.16**

* Source - CGTMSE, SIDBI, Mumbai

Annexure - 36

CGFMU-MLI Wise-State-Odisa-01-April-2020 to 30-Sep-2020

MLI Name	No Of Loan Records	Latest Sanctioned Amount (in Cr)
Bank of Baroda	124	0.06
Bank Of India	2627	61.33
Bank of Maharashtra	68	1.45
Canara Bank	1974	31.19
Central Bank Of India	241	1.55
IDBI Bank Ltd	225	4.54
Indian Bank	41	0.60
Indian Overseas Bank	568	14.20
Punjab & Sind Bank	188	6.01
Punjab National Bank	766	22.10
State Bank of India	709	32.08
UCO Bank	270	6.13
Union Bank Of India	831	4.32
Total	**8632**	**185.56**

GOVERNMENT OF ODISHA
DEPARTMENT OF AGRICULTURE AND FARMERS' EMPOWERMENT
*****

No.PT5-DAFE-AB-MISC-0020-2020-**AG-AB – 25/2020** 20424 / **A & FE.,Dt.** 17-12-2020

From

Anjana Panda, OAS,
Joint Secretary to Government

To

The DC-cum-ACS, Planning & Convergence Department/
The Principal Secretary to Govt., Finance Department/
The Principal Secretary to Govt., Revenue & DM Department/
The Commissioner-Cum-Secretary, Cooperation Department/
The Director, Agriculture & Food Production, Odisha/
The Director, Horticulture, Odisha/
The Registrar, Cooperative Societies, Odisha/
The MD, OSCB/
The CGM, NABARD, Bhubaneswar/
The Convener, SLBC, UCO Bank, Odisha

Sub: Approved Corrigendum for the existing Operational Guidelines of BALARAM (Bhoomihina Agriculturist Loan & Resources Augmentation Model)

Sir,

With reference to this Department letter No.13754/A&FE., dtd.04.09.2020 on the subject cited above, I am directed to say that the new scheme **BALARAM (Bhoomihina Agriculturist Loan & Resources Augmentation Model)** has been notified by this Department bearing No. AG-AB-20/2020-11207/A&FE., dated - 16.07.2020 and approved Operational Guidelines has been circulated on 04.09.2020. But, some suggestions have been proposed for necessary modification in the OG of BALARAM for better understanding of the field workers and smooth implementation of the scheme.

In this regard, the Government has been pleased to approve the Corrigendum for **the existing Operational Guidelines of BALARAM** for better clarification and smooth implementation of the BALARAM (Bhoomihina Agriculturist Loan & Resources Augmentation Model) scheme. The same has been enclosed herewith for kind reference.

It is therefore, requested for necessary cooperation for successful implementation of the new scheme BALARAM using the **Corrigendum** to the Operational Guidelines for the welfare of the farmers.

Yours Faithfully

17.12.2020

Joint Secretary to Government

P.T.O.

Memo No.20425**/A&FE, Dt.** 17-12-2020

Copy with enclosure forwarded to the P.S. to Hon'ble Minister, Agriculture/ OSD to Chief Secretary, Odisha / P.S. to A.P.C/ P.S. to Principal Secretary to Agriculture & F.E. Department/P.S. to Special Secretary, Agriculture & F.E. Department for kind information of Hon'ble Minister, Agriculture/Chief Secretary, Odisha /APC/Principal Secretary, Agriculture & F.E./Special Secretary, Agriculture & F.E./copy to IMU Section of A&FE/Copy to SIO, NIC, Bhubaneswar.

17.12.2020

Joint Secretary to Government

Memo No.20426**/A&FE, Dt.** 17-12-2020

Copy with enclosure forwarded to the Heads of Portal.IT Center, Odisha Secretariat for information and necessary action.

17.12.2020

Joint Secretary to Government

Memo No.20427**/A&FE, Dt.** 17-12-2020

Copy with enclosure forwarded to the Director, IMAGE for information and necessary action.

17.12.2020

Joint Secretary to Government

DRAFT CORRIGENDUM

FOR

Operational Guidelines of BALARAM

Sl No	Points / Reasons of modifications in **Existing Provisions of OG**	Proposed modification	Section / Pages of the Operational Guidelines (Published Bilingual Booklet)	Remarks
1	**Target Group of JLG:-** **For better clarity in the domain of the target group** *[i.e whether the scheme is only for landless farmers or it can be extended to any type of sharecroppers i.e having no own agricultural land or having some agricultural land owned by him/her and some leased in the land. Further, can the medium & large farmers be included in the later case]*	The farmers those who are cultivating a land of other persons as sharecroppers/ lessee cultivators are the target group. The target group covers-- • The farmers those who are landless (without own **cultivation** land) and cultivating the land of others in lease. • The farmers having few own lands (marginal/small) and cultivating some land of others in lease. **CoC will be issued based on leased in**	**Section 5 (Criteria for membership) / page -2 of the OG** 1 OG BALARAM'Page1	*The Sharecroppers having some own cultivation land also can be included in the target group for the land cultivated by them on leased in basis.*

		land area. **The crop loan shall be extended only for that leased in land area.**		
2	**<u>Eligible activities</u>** To define the exact duration of crops to be financed	**<u>Eligible activities</u>:-** • All cropping activities including seasonal horticultural crops limited to 1 year. • Crop Loan shall be limited to Seasonal Agricultural & Horticultural crops.	**Section 7 (Eligible Activities)/** **page -3 of the OG** <u>1 OG BALARAM'Page2</u>	*Seasonal / short term crops are to be given priority (long term cropping activities are to be avoided)* **(Suggested by NABARD in the meeting)**.
3	**Issue of Certificate of Cultivation:** .To clearly define the maximum period of CoC To broaden the scope of the scheme by including Horticulture Officers In CoC form, KALIA or Farmers Id have been made mandatory To meet the banking requirement AADHAR no is essential	**Issue of Certificate of Cultivation:** • The Certificate of Cultivation (CoC) will be issued for a maximum period of one year. • For horticultural crops, the Krushak Sathi will submit the application of the farmer to HEW who will verify, generate	**Section 12 (Certificate of Cultivation)/** **page -5 of the OG** <u>1 OG BALARAM'Page3</u> **CoC Format at Annexure-I / Page-10 of OG.**	

		CoC & submit the same to the concerned AHO within three working days. Thereafter the AHO will issue the CoC to the eligible farmer within 3 working days. The HEW and AHO should make the field verification at least 10% & 5% respectively at a random basis. • CoC can also be issued to the member of JLG without having "KALIA ID" or "Farmer's ID" However, the farmer has to obtain the farmer ID subsequently. But KALIA ID is mandatory for those farmers who are KALIA beneficiaries. • Photocopy of Aadhar card need to be attached by the farmer with the application form for CoC & Bank linkage		

4	**Modifications on Major Strategic Steps:** Involving BLBC will help in streamlining the process. To add clarity regarding the rate of financing of different crops & especially regarding the financing of crops without having a notified Scale of Finance. To dispel the doubts of landowners regarding the loss of ownership To clearly define the concept of family. To take care of the issues relating to the addition or deletion of a member in the JLG already formed To streamline the process of disbursing crop loans To expand the area of operation of the scheme (as the scheme was only limited to the normal jurisdiction of Krushak Sathis To facilitate better supervision & guidance by the Krushak Sathi To make the process of verifying credentials of	**<u>Modifications on Major Strategic Steps</u>:-** • After getting the target for the formation of JLG at G.P level, the Krushak Sathi will identify the farmers & prepare the list & share the same with the BAO/AAO for Agricultural crops and with the AHO for Horticultural crops. The BAO/AAO/AHO will prepare the consolidated list and submit the same to the co-ordinator or officer-in-charge of Block Level Bankers Committee(BLBC) for verification. The co-ordinator BLBC will send the list to different banks/PACS of the block for necessary scrutiny/check at their level and eliminate Existing	**Section 8 (Major Strategic Steps of the scheme)/** **page -3 of the OG** <u>1 OG BALARAM'Page2</u>	*Suggested to make the process more transparent* *Suggested as a step for dispute resolution* *Will help in better utilization of loan* *Will broaden the area of operation of the scheme.* *Will help in better implementation of the scheme*

	Land Records more clear To create awareness amongst the farmers	Loanee/ Defaulters and return the revised list to the BAO/AAO/AHO for taking necessary steps for formation of JLG. • Ideally the notified "Scale of Finance (SOF)" shall be the upper limit of finance. However, for crops not having SOF, the Branch Manager (Banks) can decide upon the amount of loan to be extended. • Copy of the CoC may be provided to the Land Owner if required. • With regards to the definition of family, the concept of the nuclear family can be applicable and only one member in case of the nuclear family cultivating a		

		separate piece of land as sharecropper shall be eligible as a member of the JLG. • Process of addition or deletion in JLG is allowed in early-stage only (before bank linkage). In case of any changes, a new JLG agreement has to be signed. • The crop loan can be disbursed by banks basing on the progress of cropping activity. Before the release of the 2nd phase loan, Bank should obtain a certificate regarding the proper utilization of the first phase loan in cropping activities only by the farmer from Krushak Sathi duly countersigned by VAWs/HEWs.		

		• The scheme can be operable in Urban Local Bodies (ULB). The formation of JLG in ULB can be done by the Krushak Sathis of adjacent GPs. The BAO/AAO/AHO may allot the target of the JLGs to the Krushak Sathis of adjacent GP with proper intimation to the PD, ATMAs. • While the selection of members, priorities to be given to the farmers of the same village. In case of non-availability of suitable farmers, members of the nearby village of the same GP can be included. • While selecting the members, the Krushak Sathi has to collect the details of the landowner (Name of the		

		owner as per RoR, Name of the present owner, their relation, Plot No., Khata No. Mouza etc.). During verification of land details, the Krushak Sathi may take the help of Revenue Officials. • Project Director, ATMA will act as Joint Liabilities Promoting Institution (JLPT) in the district for promotion and credit linkage of JLGs. • Publicity Campaign shall be taken up to create awareness among the farmers i.e. both landowners & targeted beneficiaries.		

Annexure - 38

PROGRESS ON SHG BANK LINKAGE - 2020-21
AS ON 21.12.2020

(INR IN LAKH)

SL No	District Name	Target (2020-21 FY)				Achievement As on Date				% of Achievement				Application pending at Bank Branch			Average Loan Size
		Physical			Financial (INR in Lakh)	Physical			Financial (INR in Lakh)	Physical			Financial (INR in				
		Fresh	Repeat/Renewal	Total		Fresh	Repeat/Renewal	Total		Fresh	Repeat/ Renwal	Total		Fresh	Repeat/ Renwal	Total	
1	2	3	4		5	6	7		8	9 (6/3)	10 (7/4)		11 (8/5)	12	13		14 ((8/(6+7))
1	AXIS BANK	950	760	1710	2016.10	215	14	229	279.52	23%	2%	13%	14%	387	11	398	1.22
2	BANK OF BARODA & DENA & VIJAYA	2643	3739	6382	8895.59	1725	1505	3230	5414.99	65%	40%	51%	61%	1229	398	1627	1.68
3	BANK OF INDIA	4953	6823	11776	13489.67	2924	2475	5399	8723.39	59%	36%	46%	65%	1769	702	2471	1.62
4	CANARA BANK & SYNDICATE BANK	4290	5083	9373	11974.27	2997	2667	5664	9425.47	70%	52%	60%	79%	1187	374	1561	1.66
5	CENTRAL BANK OF INDIA	1863	2622	4485	6072.00	883	1500	2383	3753.29	47%	57%	53%	62%	601	514	1115	1.58
6	HDFC BANK	757	733	1490	1770.60	96	7	103	153.50	13%	1%	7%	9%	161	1	162	1.49
7	ICICI BANK	1017	1388	2405	3064.00	1007	294	1301	1804.90	99%	21%	54%	59%	636	52	688	1.39
8	IDBI BANK	224	383	607	642.40	107	82	189	351.51	48%	21%	31%	55%	121	15	136	1.86
9	INDIAN BANK & ALLAHABAD BANK	4846	4872	9718	12326.81	1659	2379	4038	7122.99	34%	49%	42%	58%	2656	731	3387	1.76
10	INDIAN OVERSEAS BANK	4280	2300	6580	7873.33	1524	1711	3235	5033.87	36%	74%	49%	64%	1983	555	2538	1.56
11	ODISHA CO-OP APEX BANK LTD	8848	11220	20068	21439.08	4545	4708	9253	14697.96	51%	42%	46%	69%	2573	1009	3582	1.59
12	ODISHA GRAMYA BANK	16067	37780	53847	83222.25	10147	17954	28101	55760.60	63%	48%	52%	67%	4021	2384	6405	1.98
13	PUNJAB AND SIND BANK	50	0	50	72.00	16	2	18	35.04	32%	#DIV/0!	36%	49%	22	0	22	1.95
14	PUNJAB NATIONAL BANK - OBC - UBI	6782	9653	16435	18961.41	2359	2606	4965	8687.56	35%	27%	30%	46%	2591	1200	3791	1.75
15	STATE BANK OF INDIA	18270	33235	51505	68725.56	14027	15137	29164	48436.46	77%	46%	57%	70%	9580	3286	12866	1.66
16	UCO BANK	5592	13348	18940	22373.50	3518	5089	8607	16199.06	63%	38%	45%	72%	1306	958	2264	1.88
17	UNION BANK - CORPORATION - ANDHRA	4910	4466	9376	11593.07	2805	2348	5153	7938.97	57%	53%	55%	68%	3194	1019	4213	1.54
18	UTKAL GRAMEEN BANK	14098	15405	29503	29508.36	6768	8463	15231	18213.22	48%	55%	52%	62%	13968	2796	16764	1.20
Grand Total		**100440**	**153810**	**254250**	**324020**	**57322**	**68941**	**126263**	**212032.3**	**57%**	**45%**	**50%**	**65%**	**47985**	**16005**	**63990**	**1.68**

Annexure – 39

PROGRESS ON MISSION SHKATI LOAN - 2020-21 (As on 21.12.2020)			
Sl NO.	**BANK NAME**	**Total Loan Outstanding As on 31.03.20 (INR in lakh)**	**Total Claim settled (INR in Lakh)**
	2	**3**	**4**
1	ODISHA GRAMYA BANK	96363.29	3454.69
2	UCO BANK	30001.25	748.92
3	ODISHA CO-OP APEX BANK LTD	2166.98	544.53
4	STATE BANK OF INDIA	68009.8	476.55
5	CANARA BANK & SYNDICATE BANK	11360.96	431.76
6	UTKAL GRAMEEN BANK	35998.54	326.23
7	PUNJAB NATIONAL BANK - OBC - UBI	14732.48	248.47
8	ICICI BANK	2315.39	190.12
9	BANK OF INDIA	15681.19	163.92
10	INDIAN OVERSEAS BANK	7861.25	141.07
11	CENTRAL BANK OF INDIA	5795.41	134.39
12	AXIS BANK	243.01	7.32
13	BANK OF BARODA & DENA & VIJAYA	6887.5	0.00
14	HDFC BANK	222.89	0.00
15	IDBI BANK	1358.66	0.00
16	INDIAN BANK & ALLAHABAD BANK	10920.9	0.00
17	PUNJAB AND SIND BANK	33.38	0.00
18	UNION BANK OF INDIA - CORPORATION - ANDHRA	11037.47	0.00
Grand Total		**320990.35**	**6867.96**

Annexure-40

BANK BRANCH WISE Pending LIST UNDER SILPI UNNATI YOJANA 2019-20 /2020-21 AS ON 9/09/2020

Sl. No.	Name of the Bank	Name of the Branch	Name of the District	Cases sponsored during the year 2019-20	Cases Sponsored during 2020-21	Total Cases sponsored	Cases sanctioned pertaining to the Year 2019-20	Cases sanctioned pertaining to the Year 2020-21	Total Cases sanctioned	Total Case Pending
1	Allahabad Bank	Sea Beach, Puri	Puri	1	1	2			0	2
		Main Branch, Puri	Puri	1	2	3			0	3
		Phulbani	Phulbani	1		1			0	1
		Sonepur	Subarnapur	5	5	10			0	10
		Manjuriroad	Bhadrak		7	7			0	7
		Bhadrak	Bhadrak		1	1			0	1
		Gunupur	Rayagada		4	4			0	4
		Baghamari	Bhubaneswar	2		2			0	2
		Shyampur	Bhubaneswar	1		1			0	1
		Jajpur	Jajpur		2	2			0	2
2	Andhra Bank	Satasankha	Puri	2		2			0	2
		Main Road	Puri		1	1			0	1
		Srikhetra	Puri		1	1			0	1
		PUBASASAN	Puri	1		1			0	1
		Badabandha	Bolangir	12		12			0	12
		Saintala	Bolangir	21		21			0	21
		Kulada	Ganjam	2		2			0	2
		Polasara	Ganjam	2		2			0	2
		Chadeigain	Bargarh		15	15			0	15
		Sonepur	Subarnapur	2		2			0	2
		Paralakhemundi	Gajapati	2		2			0	2
		Kashinagar	Gajapati	1		1			0	1
		Ranipentha	Gajapati	1		1			0	1
		Bhadrak	Bhadrak		4	4			0	4
		Karanjia (Unon)	Mayurbhanj		1	1		1	1	0
		Adhalia	Cuttack		3	3			0	3
		Kuradhamalla	Bhubaneswar	1		1			0	1
		Gunupur	Rayagada		1	1			0	1
3	Axis Bank	Chandanpur	Puri	1	4	5			0	5
		Nimapara	Puri	0	2	2			0	2
		Bhanjanagar	Ganjam	1		1			0	1
		Oldang	Balesore		1	1			0	1
		Soro	Balesore		9	9			0	9
4	Bandhan Bank	Soro	Balesore		1	1			0	1
5	Bank of Baroda	Swargadwar, Puri	Puri	0		0			0	0
		Barpali	Bargarh	1		1			0	1
		BOB, Balidokan	Puri		18	18			0	18
		BOB, Harishpur	Puri		1	1			0	1
		Baradiha	Balesore		5	5			0	5
		Balesore	Balesore	6		6			0	6
		Padampur	Bargarh		14	14			0	14
		Binika	Subarnapur	1		1			0	1
		Dunguripali	Subarnapur	1		1			0	1
		Dharmagarh	Kalahandi		1	1			0	1
		Sonepur	Subarnapur	2		2			0	2
		Jatni	Bhubaneswar	2		2			0	2
		Nirakarpur	Bhubaneswar	1		1			0	1
		Kalinganagar	Bhubaneswar	1		1			0	1
		Old Sadar Thana, Puri	Puri	0	1	1			0	1
		Balanga	Puri	0	1	1			0	1
		Nimapara	Puri	0		0			0	0

6	Bank of India	N. K. Road, Puri	Puri	0	5	5			0	5
		Sakhigopal	Puri	0	1	1			0	1
		Pipli	Puri	0	5	5			0	5
		Nuasantha	Puri	0	1	1			0	1
		Kostha	Mayurbhanj	2	6	8		5	5	3
		Suliapada	Mayurbhanj	1		1			0	1
		Ichinda	Mayurbhanj		6	6			0	6
		Rairangpur	Mayurbhanj		2	2			0	2
		Bijatala	Mayurbhanj		3	3			0	3
		Betonoti	Mayurbhanj		2	2			0	2
		Rangamatia	Mayurbhanj		2	2			0	2
		Chitrada	Mayurbhanj		1	1			0	1
		Bisoi	Mayurbhanj		3	3			0	3
		Karanjia	Mayurbhanj		3	3			0	3
		Sukruli	Mayurbhanj		5	5			0	5
		Soro	Balasore	2	12	14			0	14
		Bhadrak	Bhadrak		3	3			0	3
		Akhuapada	Bhadrak		2	2			0	2
		Kadabaranga	Bhadrak		7	7		7	7	0
		Sonepur	Subarnapur		1	1			0	1
		Markatnagar	Cuttack		1	1			0	1
		Gopalpur	Cuttack		2	2			0	2
		Kuhunda	Cuttack		1	1			0	1
		Khorda	Bhubaneswar	1		1			0	1
		Kapilaprasad	Bhubaneswar	3		3			0	3
		Banamalipur	Bhubaneswar	32		32			0	32
		K.nagar	Dhenkanal		1	1			0	1
		Hatadihi	Keonjhar		10	10			0	10
		Bancho	Keonjhar		2	2			0	2
		Chilida	Keonjhar		6	6			0	6
		Anandapur	Keonjhar		1	1			0	1
7	Bank of Maharastra	Puri	Puri	1	1	2			0	2
8	Central bank of India	Algum	Puri	1	1	2			0	2
		Nimapara	Puri	2	1	3			0	3
		Lathore	Bolangir	3		3			0	3
		Brahmanaasahi	Balesore		3	3			0	3
		Banki	Cuttack	1		1			0	1
		Paralakhemundi	Gajapati	1		1			0	1
		Phulakhara	Cuttack		5	5			0	5
9	Canara Bank	Satyabadi	Puri	1	3	4			0	4
		Nimapara	Puri	6	15	21			0	21
		Grand Road, Main Branch, Puri	Puri	2	7	9			0	9
		Konark	Puri	6	3	9			0	9
		Dhumal	Puri	21	5	26			0	26
		Astaranga	Puri		1	1			0	1
		Balighat	Puri		11	11			0	11
		Sorava	Puri		7	7			0	7
		Tarakor	Puri		25	25			0	25
		Phulbani	Phulbani	1		1			0	1
		Digapahandi	Ganjam	5		5			0	5
		Bargarh	Bargarh	1		1			0	1
		Anlajodi	Mayurbhanj		1	1			0	1
		Betonoti	Mayurbhanj		4	4			0	4
		Karanjia	Mayurbhanj		5	5		4	4	1
		Talgaon	Mayurbhanj	5	5	10			0	10
		Soro	Balesore		1	1			0	1

		Adaspur	Cuttack	7		7			0	7
		Jharpada	Cuttack	3		3			0	3
		Banki	Cuttack		1	1			0	1
		Chandragiri	Gajapati	1		1			0	1
		Uttarana	Cuttack	1		1	1		1	1
		Chandichhak	Cuttack		3	3			0	3
		Jatni	Bhubaneswar	3		3			0	3
		Ghatikia	Bhubaneswar	1		1			0	1
		Bhuban	Dhenkanal		1	1			0	1
		K.nagar	Dhenkanal		5	5			0	5
		Rambag	Jajpur		1	1			0	1
		Anandapur	Keonjhar		2	2				2
10	Corporation Bank	Puri	Puri	0	1	1			0	1
		othaka	Puri	0	1	1			0	1
		Kakarudrapur	Bhubaneswar	7		7			0	7
		Paralakhemundi	Gajapati	2		2			0	2
		Dhenkanal	Dhenkanal		3	3			0	3
		Jajpur Town	Jajpur		1	1				1
11	Dena bank	Balighat	Puri		8	8			0	8
						0			0	0
12	HDFC Bank	Balasore	Balasore		95	95			0	95
		Dandaharipur	Balasore		7	7			0	7
		Sonepur	Subarnapur		1	1			0	1
13	IDBI Bank	Badasankha, Puri	Puri	3		3			0	3
		Brahmagiri	Puri	0		0			0	0
14	IDFC First Bank	Chandanpir	Puri		1	1			0	1
15	Indian Bank	Puri	Puri	1	11	12			0	12
		Sakhigopal	Puri	1	2	3			0	3
		Loisinga	Bolangir	6		6			0	6
		Brahmansailo	Cuttack	19		19			0	19
		Mangalabag	Cuttack		1	1			0	1
		Paralakhemundi	Gajapati	1		1			0	1
		Sonepur	Subarnapur		1	1			0	1
		Bainchuan	Bhubaneswar	1		1			0	1
		Dhenkanal	Dhenkanal		3	3			0	3
		Ankula	Jajpur		1	1			0	1
		Gunupur	Rayagada		2	2			0	2
16	Indian Overseas Bank	Gorual	Puri	0		0			0	0
		Kanas	Puri	4		4			0	4
		Brahmagiri	Puri	0		0			0	0
		Aska	Ganjam	1		1			0	1
		Nalang	Bhadrak		1	1			0	1
		Gujidarada	Bhadrak		3	3			0	3
		Bisam Cuttack	Rayagada		2	2		2	2	0
		Kantol	Cuttack		4	4			0	4
		Balanga	Puri	0	1	1			0	1
		Astarang	Puri		1	1			0	1
		Baliguali	Puri		1	1			0	1
		Bamanala	Puri	0	28	28			0	28
		Brahmagiri	Puri	0		0			0	0
		Chalisbatia	Puri	0		0			0	0
		Chandanpur	Puri	0	1	1		1	1	0
		Charichhak	Puri	12	10	22			0	22
		Gadarodanga	Puri	0		0			0	0
		Ghoradia	Puri	1		1			0	1
		Indipur	Puri	0		0			0	0

		Kanas	Puri	4		4			0	4
		Kanti	Puri	2		2			0	2
		Kakatpur	Puri		1	1			0	1
		Kapileswarpur	Puri	0	1	1			0	1
		Kundhei	Puri		2	2		2	2	0
		Mangalpur	Puri	4		4			0	4
		Nayahat	Puri	0	10	10			0	10
		Nimapara	Puri	3	3	6			0	6
		Panaspada	Puri		2	2			0	2
17		Pattanaikia	Puri	4		4			0	4
		Pipili	Puri	0	1	1			0	1
		Rusipada	Puri		2	2			0	2
		Sakhigopal	Puri		2	2			0	2
	Odisha Gramya Bank	Sarangajodi	Puri	0	8	8			0	8
		Sri Vihar	Puri	0	1	1			0	1
		Betnoti	Mayurbhanj	4	2	6			0	6
		Rairangpur	Mayurbhanj	2		2			0	2
		Kostha	Mayurbhanj	1	2	3			0	3
		Badamtaqlia	Mayurbhanj		1	1			0	1
		Jhardihi	Mayurbhanj		7	7			0	7
		Agiria	Mayurbhanj		5	5			0	5
		Radho	Mayurbhanj		5	5			0	5
		Kaptipada	Mayurbhanj		6	6			0	6
		Balidiha	Mayurbhanj		3	3			0	3
		S.S.Pur	Mayurbhanj		1	1			0	1
		Bisoi	Mayurbhanj		1	1			0	1
		Sarubali	Mayurbhanj		2	2			0	2
		Bidu	Balesore		2	2			0	2
		Khinda	Angul	1		1			0	1
		Manjuri Road	Bhadrak		3	3			0	3
		Bhandaripokhari	Bhadrak		1	1			0	1
		Phulnakhara	Cuttack		1	1			0	1
		Bhingarpur	Bhubaneswar	3		3			0	3
		Prataprudrapur	Bhubaneswar	3		3			0	3
		Rajas	Bhubaneswar	1		1			0	1
		Nirakarpur	Bhubaneswar	1		1			0	1
		Jankia	Bhubaneswar	2		2			0	2
		Brahmagiri	Bhubaneswar	1		1			0	1
		Malipada	Bhubaneswar	3		3			0	3
		K.nagar	Dhenkanal		1	1			0	1
		Dhakota	Keonjhar		1	1			0	1
		Chilida	Keonjhar		1	1			0	1
		Kandeipasi	Keonjhar		5	5			0	5
		OSME Br	Keonjhar		1	1		1	1	0
18	Oriental Bank of Commerce	College Square, Puri	Puri	1		1			0	1
		Jaleswar	Balesore		6	6			0	6
		Dhauli	Bhubaneswar	2		2			0	2
		Kakudibhag	Dhenkanal		7	7			0	7
19		Baliput	Puri	5	1	6			0	6
		Nimapara	Puri	3	14	17			0	17
		Pipili	Puri	0	8	8			0	8
		C. T. Road, Puri	Puri	0	1	1			0	1
		Biranarasinghpur	Puri	1		1			0	1

	Punjab National Bank	Biraharekrushnapur	Puri	0	40	40			0	40
		Chaitana	Puri	0		0			0	0
		Mandarbasta	Puri	0		0			0	0
		Nagpur	Puri	10		10			0	10
		d Road, Main Branch,	Puri	2	10	12		7	7	5
		Gop	Puri	3		3			0	3
		Gopinathpur	Puri	1	13	14			0	14
		Nodhana	Mayurbhanj	2		2			0	2
		Soro	Balasore		11	11			0	11
		Jaleswar	Balasore		1	1			0	1
		Kantapada	Cuttack	1		1			0	1
		Banki	Cuttack		1	1			0	1
		Kisan Nagar	Cuttack	8		8			0	8
		Sonepur	Subarnapur	2		2			0	2
		Kalapathar	Subarnapur	1		1			0	1
		Khari	Subarnapur	1		1			0	1
		Ufla	Subarnapur	4		4			0	4
		Bhadrak	Bhadrak		1	1		1	1	0
		Jajpur Town	Jajpur		8	8			0	8
20	Punjab & Sind Bank	Chhendipada	Angul	6		6			0	6
		Bentapur	Bhubaneswar	1		1			0	1
		Jajpur Road	Jajpur		1	1			0	1
21	UCO Bank	Birapratappur	Puri	0	4	4		4	4	0
		Nimapara	Puri	0	4	4			0	4
		Grand Road, Puri	Puri	0	11	11			0	11
		Delanga	Puri	2		2			0	2
		Pipili	Puri	6	20	26			0	26
		Konark	Puri	1	3	4			0	4
		SCS College, Puri	Puri	6		6	3		3	3
		Kakatpur	Puri		3	3			0	3
		ee Jagannath Temple,	Puri	14	1	15			0	15
		Suhagpur	Puri		1	1			0	1
		Nilagiri	Balasore		3	3			0	3
		Raibania	Balesore		1	1			0	1
		Panpana	Balesore		1	1			0	1
		Bahanaga	Balesore		5	5			0	5
		Jamkunda	Balesore		1	1			0	1
		Soro	Balesore		1	1			0	1
		Paikmal	Bargarh		4	4			0	4
		Bagedia	Angul	11		11			0	11
		Talcher	Angul	11		11			0	11
		Boudh	Boudh		1	1		1	1	0
		Dhamnagar	Bhadrak		1	1			0	1
		Bhandaripokhari	Bhadrak		3	3			0	3
		Athagarh	Cuttack		2	2			0	2
		Rairangpur	Mayurbhanj		2	2			0	2
		Sonepur	Subarnapur		17	17			0	17
		Janla	Bhubaneswar	1		1			0	1
		K.nagar	Dhenkanaal		1	1			0	1
		Abdalpur	Jajpur		13	13			0	13
		Main Branch, Puri	Puri	6	2	8			0	8
		Astaranga	Puri		1	1			0	1
		Pipili	Puri	16	4	20			0	20
		Kanas	Puri	2		2			0	2
		Chhaitana	Puri	2		2			0	2
		Chandanpur	Puri	6	5	11			0	11

		Delanga	Puri	5	1	6			0	6
		Badasankha, Puri	Puri	4	6	10			0	10
		SJSV Vihar	Puri		1	1			0	1
		Station Bazar, Puri	Puri	3	1	4			0	4
		Indipur	Puri	0		0			0	0
		Bharatipur	Puri	1	2	3			0	3
		Jatni	Puri	1		1			0	1
		Athagaeh	Cuttack	8		8			0	8
		Sakhigopal	Puri	0	5	5			0	5
		Dandamukundapur	Puri	0		0			0	0
		N. K. Road, Puri	Puri	0	2	2			0	2
		Nimapada	Puri		6	6			0	6
		Tulasipur	Puri	0		0			0	0
		Gop	Puri	2		2			0	2
		Kakatpur	Puri	0	6	6			0	6
		Kanas	Puri		2	2			0	2
		Konark	Puri		15	15			0	15
		Khelar	Puri		1	1			0	1
		Brahmagiri	Puri	0	3	3			0	3
		Balanga	Puri	0	3	3			0	3
		Nimapara	Puri	11	6	17			0	17
		Nayahat	Puri	6		6			0	6
		Temple Road	Puri		2	2			0	2
		Tulasipur	Puri		4	4			0	4
		Main Road Phulbani	Phulbani	1		1			0	1
		Barakhama	Phulbani	2		2			0	2
		Tumudibandha	Phulbani	13		13			0	13
		Bongamunda	Bolangir	5		5			0	5
		Kusang	Bolangir	3		3			0	3
		Deogaon	Bolangir	2		2			0	2
		Tusura	Bolangir	1		1			0	1
		Bellaguntha	Ganjam	1		1			0	1
		Mathura	Ganjam	1		1			0	1
		Barpali	Bargarh	10	1	11	5		5	6
		Sohela	Bargarh	13		13			0	13
		Ghess	Bargarh	3		3			0	3
		Bhatli	Bargarh	4	8	12			0	12
		Bargarh	Bargarh	27		27			0	27
		Attabira	Bargarh		1	1			0	1
		Padampur	Bargarh		5	5		5	5	0
		Betonoti	Mayurbhanj	1	6	7			0	7
		Kaptipada	Mayurbhanj	4		4			0	4
		Rairangpur	Mayurbhanj	3	4	7			0	7
		Kuldiha	Mayurbhanj	1		1			0	1
		Khiching	Mayurbhanj	3	2	5			0	5
		Sjhamakhunta	Mayurbhanj		1	1			0	1
		Bhuasuni	Mayurbhanj		1	1			0	1
		Khunta	Mayurbhanj		6	6			0	6
22	State Bank of India	Bisoi	Mayurbhanj		3	3			0	3
		Karanjia	Mayurbhanj		1	1			0	1
		Nilagiri	Balasore		46	46			0	46
		Industrial Branch	Balasore		1	1			0	1
		Bishnupur	Balasore		2	2			0	2
		Soro	Balasore		11	11			0	11
		Jaleswar	Balasore		5	5			0	5
		Gopalpur	Balasore		4	4			0	4
		Kandaporadi	Balasore		1	1			0	1
		Nilagiri	Balasore	5	2	7			0	7

Adaspur	Cuttack	4		4			0	4
Phulnakhara	Cuttack	1		1			0	1
Banki	Cuttack	8		8			0	8
Niali	Cuttack	1		1			0	1
Tulasipur	Cuttack		4	4			0	4
Khuntuni	Cuttack	2		2			0	2
athagarh	Cuttack		2	2			0	2
Hulursingh	Angul	4		4			0	4
Badatribida	Angul	1		1			0	1
Baunsuni	Boudh		17	17			0	17
Palsagora	Boudh		3	3			0	3
Kantamal	Boudh		4	4			0	4
Dunguripali	Subarnapur	15	10	25			0	25
Binika	Subarnapur	33	1	34			0	34
Gajabandha	Subarnapur	84	12	96			0	96
Ulunda	Subarnapur	41		41			0	41
Sonepur	Subarnapur	10		10			0	10
Tarbha	Subarnapur	31	2	33			0	33
Khambeswarpa	Subarnapur	9		9			0	9
BM Pur	Subarnapur	2		2			0	2
Paralekhemundi	Gajapari	4		4			0	4
Rayagada	Gajapati	1		1			0	1
ADB Sadheipali	Sundergarh	7		7			0	7
Dhusuri	Bhadrak		2	2			0	2
Bhadrak	Bhadrak		6	6			0	6
Kenduapada	Bhadrak		1	1			0	1
Sarasada	Bhadrak		7	7			0	7
Siba Padar	Rayagada		3	3			0	3
Bisam Cuttack	Rayagada		7	7			0	7
Ksinghpur	Rayagada		4	4			0	4
Gunupur	Rayagada		1	1			0	1
Agulo	Rayagada		1	1			0	1
Badamba	Cuttack		1	1			0	1
Banki	Cuttack		7	7			0	7
Mahanga	Cuttack		7	7			0	7
Bentapada	Cuttack		3	3			0	3
Khatiguda	Nabarangpur		10	10			0	10
Balakati	Bhubaneswar	1		1			0	1
Balipatna	Bhubaneswar	7		7			0	7
Trahiachyuta	Bhubaneswar	12		12			0	12
Jatni	Bhubaneswar	2		2			0	2
Jankia	Bhubaneswar	1		1			0	1
Kamaguru	Bhubaneswar	1		1			0	1
Khorda	Bhubaneswar	3		3			0	3
Kalinganagar	Bhubaneswar	1		1			0	1
Kapilaprasad	Bhubaneswar	2		2			0	2
Tankapani Road	Bhubaneswar	3		3			0	3
Dhenkanal	Dhenkanal		1	1			0	1
Station Bazar,	Dhenkanal		1	1			0	1
Nimbahal	Dhenkanal		29	29			0	29
Dharmagarh	Kalahandi		2	2			0	2
Mushnal	Kalahandi		12	12				12
Jajpur Town	Jajpur		2	2				2
Biraj Temple Br	Jajpur		2	2				2
Anandapur	Keonjhar		1	1			0	1
Sanpatna	Keonjhar		4	4			0	4
Turmunga	Keonjhar		3	3			0	3
Sakhigopal	Puri	0	2	2			0	2

23	Syndicate Bank	Chandanpur	Puri	2	1	3			0	3
		N. K. Road, Puri	Puri	1	8	9	1		1	8
		Grand Road, Puri	Puri	0	1	1			0	1
		Sonepur	Subarnapur	6		6			0	6
		Vanivihar	Bhubaneswar	1		1			0	1
24	Union Bank of India	Khajuria	Puri	10		10			0	10
		Main Branch, Puri	Puri	0	2	2			0	2
		Balukhand	Puri		2	2			0	2
		Sakhigopal	Puri		1	1			0	1
		Sonepur	Subarnapur	2		2			0	2
		Bhadrak	Bhadrak		7	7			0	7
		OMFED Sqr	Bhubaneswar	1		1			0	1
		K.NagaR	Dhenkanal		1	1			0	1
		Uttangara	Jajpur		15	15				15
		Jajpur Town	Jajpur		2	2				2
25	United Bank of India	Grand Road, Puri	Puri	5	4	9			0	9
		Swargadwar, Puri	Puri	0	5	5			0	5
		Chhamouza	Balesore		6	6			0	6
		Mangalpur	Balesore		1	1			0	1
		Phulnakhara	Cuttack		1	1			0	1
		Dhansar	Cuttack		4	4			0	4
		Talabasta	Cuttack		5	5			0	5
		Sonepur	Sunarnapur	3	4	7			0	7
		Deuli	Mayurbhanj		1	1			0	1
		Betnoti	Mayurbhanj		8	8			0	8
		Nalagaja	Mayurbhanj		3	3			0	3
26	Utkal Gramya Bank	Berjampur	Ganjam	5		5			0	5
		Aska	Ganjam	1		1			0	1
		Ukamba	Rayagada		1	1		1	1	0
		Binika	Subarnapur		3	3			0	3
		Sonepur	Subarnapur		2	2			0	2
		sikharpai	Rayagada		3	3			0	3
		Bissam Cuttack	Rayagada		1	1			0	1
27	Vijaya Bank	Mangalpur	Puri	4		4			0	4
		kakatpur	Puri	1		1			0	1
28	UPNCCB	Brahmagiri	Puri	0		0			0	0
		Puri	Puri	1		1			0	1
29	BBCC	Nilagiri	Balasore	5	70	75			0	75
		Soro	Balasore		1	1			0	1
		Balesore	Balasore	58		58			0	58
		Dhamnagar	Bhadrak		19	19		5	5	14
30	AUCCB	Parjang	Dhenkanal		14	14			0	14
		TOTAL		966	1377	2343	10	47	57	2287

नाबार्ड

No. NB.DFIBT.HO/2671 - 2712/DFIBT-23/2020-21

08 September 2020

Circular No.238 /DFIBT- 07 /2020

The Chairman/Managing Director/Chief Executive Officer
All Scheduled Commercial Banks

Dear Sir,

Promotional Scheme for support under Financial Inclusion Fund (FIF) for Deployment of 20 lakh BHIM Aadhaar Pay Devices– Extension of Scheme period

Please refer to our Circular No.9/DFIBT- 23/2020 dated 08 January 2020 on the captioned subject.

The scheme was reviewed in the XXVI meeting of the Advisory Board on FIF and it has been decided to extend the time period of the scheme up to 31 March 2021. Banks are requested to submit proposals for sanctions and claims in time and avail the support on or before 31 March 2021. The claims will be settled on first cum first serve basis.

Banks may submit the proposal as per Annexure-I along with Appendix-I. The claim(s) may be submitted in the format as given in Annexure-II.

Banks are advised to explore the possibility for deployment of these devices in the areas as indicated in Annexure – III.

All other terms and conditions of the scheme remain same.

Yours faithfully

(D. Nageswara Rao)
Chief General Manager

Encls.: as above.

राष्ट्रीय कृषि और ग्रामीण विकास बैंक
National Bank for Agriculture and Rural Development
वित्तीय समावेशन और बैंकिंग प्रौद्योगिकी विभाग
प्लॉट नं. सी-24, 'जी' ब्लॉक, बांद्रा - कुर्ला कॉम्प्लेक्स बांद्रा (पूर्व), मुंबई - 400 051. • टेलि.: +91 22 2653 0024 • फैक्स : +91 22 2653 0150 • ई-मेल : dfibt@nabard.org
Department of Financial Inclusion & Banking Technology
Plot No. C-24, 'G' Block, Bandra-Kurla Complex, Bandra (E), Mumbai - 400 051.• Tel.: +91 22 2653 0024• Fax : +91 22 2653 0150 • E-mail : dfibt@nabard.org

ON BANK'S LETTERHEAD

ANNEXURE-I

The Chief General Manager
NABARD
Regional office..... *(in case of single State proposal)/*
Head Office, Mumbai *(in case of multi State proposal)*

Dear Sir,

Promotional Scheme for Deployment of 20 lakh BHIM Aadhaar Pay Devices including Merchant onboarding for Merchant Transactions: Application for Sanction

Please refer to your Circular No. _____ dated _____ on the captioned subject. In this connection, we confirm our participation in the "Promotional Scheme for Deployment of 20 lakh BHIM Aadhaar Pay Devices including Merchant Onboarding for Merchant Transactions". We propose to install ..... * devices under ..... ** model.

The details of BHIM Aadhaar Pay devices installed / to be installed are given at Appendix I.

You are, therefore, requested to convey sanction of Rs..... (Rupees .....) @ for installing .....*BHIM Aadhaar Pay Devices including Merchant On-boarding. The claim in respect of devices deployed will be submitted in terms of the above mentioned circular. Support, if any, received from any other agency for deployment of these devices, will be excluded from the claim.

Yours faithfully,

Signature of authorized officer

Name:
Designation:

Encl.: Appendix-I

* No. of devices
** Capex/ Opex
@ Amount of grant support sought (in Rs lakh)

Proposal also to be forwarded by email to dfibt@nabard.org

Appendix-I

Promotional Scheme for deployment of 20 lakh BHIM Aadhaar Pay Devices including Merchant onboarding for Merchant transactions - Proposal

(Amount in Rs.

Sr.No.	State	Devices installed including merchant onboarded from 01 April 2017 to 30 September 2017			Devices installed including merchant onboarded from 01 October 2017 to 31 December 2017			Devices installed including merchant onboarded from 01 January 2018 to 31 March 2020			Devices installed including merchant onboarded from 01 April 2020 to 31 March 2021			Centre-wise devices installed / to be installed including merchant onboarded/ to be onboarded					Total Financial Outlay
		No. of devices installed	Financial Outlay	Grant support sought	No. of devices installed	Financial Outlay	Grant support sought	No. of devices installed	Financial Outlay	Grant support sought	No. of devices installed	Financial Outlay	Grant support sought	Metro**	Urban**	Semi-Urban**	Rural**	Total	
1	2	3	4	5	6	7	8	9	10	11	12	13	14	15	16	17	18	19 (15+16+17+18 or 3+6+9+12)	20 (4+7+10+13)
1																			
2																			
3																			
	Total																		

The above data may also be provided in an Excel sheet by email.
**As per RBI guidelines
Signature and Stamp of authorized officer
Name :
Designation

Claim, also to be forwarded by email to dfibt@nabard.org

ON BANK'S LETTERHEAD

ANNEXURE-II

The Chief General Manager
NABARD
Regional office..... *(in case of single State proposal)/*
Head Office *(in case of multi State proposal)*

Dear Sir, **CLAIM NO. ****

Promotional Scheme for Deployment of 20 lakh BHIM Aadhaar Pay Devices
Including Merchant onboarding for Merchant Transactions Claim No..... *

Please refer to your sanction letter No._____ dated _____ conveying sanction for deployment of _____ BHIM Aadhaar Pay Devices. In this connection, we request you to release an amount of Rs. _____ (Rupees _____) being reimbursement towards deployment of _____ BHIM Aadhaar Pay Devices including merchants on-boarding for merchant transactions under .....** (Capex/Opex) model. This is the .....* claim submitted by us. The earlier claim/s was/ were submitted vide our letter no..... dated ..... and letter no..... dated.....

The details of the deployment are given in tables given below:

Table I. Details of the BHIM Aadhaar Pay Devices installed including merchants on-boarded for merchant transactions from 01 April 2017 to 30 September 2017

Sr. No	State	No. of BHIM Aadhaar Pay Devices installed including merchants onboarded				Total
		Metro Centres***	Urban Centres***	Semi-urban Centres***	Rural Centres***	
1						
2						
3						
(i)	Number of BHIM Aadhaar Pay devices deployed including merchant on-boarding for merchant transactions in the present claim					
(ii)	Expenditure (in Rs. Lakh) for the present claim					
(iii)	Amount sanctioned (in Rs. Lakh) for the present claim					
(iv)	Grant support sought (in Rs. Lakh) for the present claim					

Table II. Details of the BHIM Aadhaar Pay Devices installed including merchants on-boarded for merchant transactions from 01 October 2017 to 31 December 2017

Sr. No	State	No. of BHIM Aadhaar Pay Devices installed including merchants onboarded				Total
		Metro Centres***	Urban Centres***	Semi-urban Centres***	Rural Centres***	
1						
2						
.....						
(i)	Number of BHIM Aadhaar Pay devices deployed including merchant on-boarding for merchant transactions in the present claim					
(ii)	Expenditure (in Rs. Lakh) for the present claim					
(iii)	Amount sanctioned (in Rs. Lakh) for the present claim					
(iv)	Grant support sought (in Rs. Lakh) for the present claim					

Table III. Details of the BHIM Aadhaar Pay Devices installed including merchants on-boarded for merchant transactions from 01 January 2018 to 31 March 2018

Sr. No	State	No. of BHIM Aadhaar Pay Devices installed including merchants onboarded				Total
		Metro Centres***	Urban Centres***	Semi-urban Centres***	Rural Centres***	
1						
2						
.....						
(i)	Number of BHIM Aadhaar Pay devices deployed including merchant on-boarding for merchant transactions in the present claim					
(ii)	Expenditure (in Rs. Lakh) for the present claim					
(iii)	Amount sanctioned (in Rs. Lakh) for the present claim					
(iv)	Grant support sought (in Rs. Lakh) for the present claim					

Table IV. Details of the BHIM Aadhaar Pay Devices installed including merchants on-boarded for merchant transactions from 01 April 2018 to 31 March 2019

Sr. No	State	No. of BHIM Aadhaar Pay Devices installed including merchants onboarded				Total
		Metro Centres***	Urban Centres***	Semi-urban Centres***	Rural Centres***	
1						
2						
.....						
(i)	Number of BHIM Aadhaar Pay devices deployed including merchant on-boarding for merchant transactions in the present claim					
(ii)	Expenditure (in Rs. Lakh) for the present claim					
(iii)	Amount sanctioned (in Rs. Lakh) for the present claim					
(iv)	Grant support sought (in Rs. Lakh) for the present claim					

Table V. Details of the BHIM Aadhaar Pay Devices installed including merchants on-boarded for merchant transactions from 01 April 2019 to 31 March 2020

Sr. No	State	No. of BHIM Aadhaar Pay Devices installed including merchants onboarded				Total
		Metro Centres***	Urban Centres***	Semi-urban Centres***	Rural Centres***	
1						
2						
.....						
(i)	Number of BHIM Aadhaar Pay devices deployed including merchant on-boarding for merchant transactions in the present claim					
(ii)	Expenditure (in Rs. Lakh) for the present claim					
(iii)	Amount sanctioned (in Rs. Lakh) for the present claim					
(iv)	Grant support sought (in Rs. Lakh) for the present claim					

Table VI. Details of the BHIM Aadhaar Pay Devices installed including merchants on-boarded for merchant transactions from 01 April 2020 to 31 March 2021

Sr. No	State	No. of BHIM Aadhaar Pay Devices installed including merchants onboarded				Total
		Metro Centres***	Urban Centres****	Semi-urban Centres***	Rural Centres***	
1						
2						
.....						
(i)	Number of BHIM Aadhaar Pay devices deployed including merchant on-boarding for merchant transactions in the present claim					
(ii)	Expenditure (in Rs. Lakh) for the present claim					
(iii)	Amount sanctioned (in Rs. Lakh) for the present claim					
(iv)	Grant support sought (in Rs. Lakh) for the present claim					

Table VII. Summary of the Present Claim: BHIM Aadhaar Pay Devices installed including merchants on-boarded for merchant transactions from 01 April 2017 to 31 March 2021

Sr. No	State	No. of BHIM Aadhaar Pay Devices installed including merchants onboarded				Total
		Metro Centres***	Urban Centres****	Semi-urban Centres***	Rural Centres***	
1						
2						
.....						
(i)	Number of BHIM Aadhaar Pay devices deployed including merchant on-boarding for merchant transactions in the present claim					
(ii)	Expenditure (in Rs. Lakh) for the present claim					
(iii)	Amount sanctioned (in Rs. Lakh) for the present claim					
(iv)	Grant support sought (in Rs. Lakh) for the present claim					

The *above details are given in separate sheets in the attached Excel file.*

**** As per RBI definition.*

We certify that:

i. the number of devices indicated in above tables have been actually deployed and merchant on-boarding for merchant transactions have been completed.

ii. claim has been made for biometric sensor devices and does not include any cost for Mobile phones.

iii. the BHIM Aadhaar Pay devices deployed by us comply with the STQC standards and other standards prescribed by UIDAI and NPCI from time to time.

iv. we have accepted the terms and conditions of sanctions as enumerated in the NABARD's sanction letter.

v. we have executed a General Agreement with NABARD on .....

vi. we have followed due diligence while procuring hardware / awarding contracts and complied with statutory and regulatory guidelines on outsourcing.

vii. we have preserved the original documents/ invoice, receipts, agreements etc. in connection with procurement, deployment of devices including merchant on-boarding, for which claim has been made, for a period of three years and will be made to available to NABARD as and when required.

viii. we will facilitate any monitoring /evaluation of the project taken up by NABARD through its own officers or some other agency.

ix. we have made a provision of providing written transaction receipt in addition to the SMS. Alternately a receipt is being issued by the merchants. Bank has complied with all the regulatory requirements in this regard.

x. we have reconciled the date of deployment of BHIM Aadhaar Pay device including merchant on-boarding with NPCI.

xi. we are submitting the claim for reimbursement after making payment to the vendors.

xii. The support sought in this claim is not in duplication of the devices covered under the scheme "Deployment of PoS/mPoS Terminals in Tier 5 and 6 Centres, announced on 06 December 2016.

xiii. The location and the merchant details of the deployed devices, including latitude and longitude, servicing branch, Acquiring bank ID, Merchant ID and Terminal ID (as per NPCI format), is being maintained by us. It will be made available to NABARD as and when required.

xiv. No support for deployment of the devices has been received by us / Support of Rs _____ (Rupees _____) received by us from _____ (name of agency to be indicated), has been excluded from the amount of claim.

xv. The Bank may consider passing some benefit to the merchants to incentivize them to onboard BHIM Aadhaar Pay.

xvi. Banks will have to forward their proposals to may submit the claim for reimbursement to Department of Financial Inclusion and Banking Technology (DFIBT) at Head Office of NABARD directly at dfibt@nabard.org followed by a hard copy.

The details of our bank account, type of account, branch name, branch address and IFSC Code for remittance of the due grant support are given in the Annexure.

The scheme is on "first come, first serve" basis. As such, the release of incentive amount will be made subject to availability of funds under the scheme.

Yours faithfully

Signature of authorized officer
Name:
Designation:

** I/II/III/IV/V/VI/VII*
*** Capex/ Opex*
**** As per RBI Guidelines*

Annexure III

Scope for deployment of BHIM Aadhaar Pay Devices

(a) BHIM Aadhaar at Fertilizer Shops

i. Encouraging Fertilizer Retail Shops to adopt digital transactions by the Dept. of Fertilizers wherein large volume of fertilizer sales are being done - by creating awareness amongst the farmer customers to pay through BHIM Aadhaar.

(b) **MFI: SHG/JLG EMI Collection through BHIM Aadhaar**:

i. Microfinance Industry which is a cash intensive industry where EMI collections are largely cash based and huge amount of cash are received by Loan Officers who face significant threat to life resulting in high chances of theft and Loss in Cash Collection.

ii. Banks can utilize their existing BC Channel of AePS & Merchants of BHIM Aadhaar for SHG transactions i.e. for withdrawal, deposit of cash for easy accessibility of funds and also for repayment of loans.

(c) BHIM Aadhaar at PACS & PWCS:

i. Merchant Payments through bio-metric can be done by digitisation of payments through PACS and onboarding of PWCS.

(d) Other Uses:

i. **LPG Rural Distributors**:

Merchant Payments through bio-metric can be done by digitisation of payments through LPG distributors.

ii. **Premium Collections in Rural Area**:

BHIM Aadhaar through bio-metric can be provided to collect the premiums.

नाबार्ड

संदर्भ सं.राबैं.डीएफ़आईबीटी/ 2948-2989 / डीएफ़आईबीटी - 23/2020-21

21 सितंबर 2020

परिपत्र सं. 255 / डीएफ़आईबीटी – 09 /2020

अध्यक्ष एवं प्रबंध निदेशक/ अध्यक्ष/ मुख्य कार्यपालक अधिकारी
अनुसूचित वाणिज्यिक बैंक

महोदय/ महोदया,

वित्तीय साक्षारता केन्द्रों (एफएलसी) के माध्यम से वित्तीय साक्षरता जागरूकता कार्यक्रमों के आयोजन के लिए वित्तीय समावेशन निधि से <u>वित्तीय सहायता</u>	**Financial support under Financial Inclusion Fund for conducting Financial Literacy Awareness <u>Programmes through FLCs</u>**
कृपया वित्तीय समावेशन निधि हेतु विभेदित रणनीति के तहत क्षेत्रीय ग्रामीण बैंकों और ग्रामीण सहकारी बैंकों के वित्तीय साक्षारता केन्द्रों के माध्यम से वित्तीय और डिजिटल साक्षरता शिविरों के लिए प्रदत्त सहायता के बारे में हमारा परिपत्र संख्या 105 / DFIBT-04/2019 दिनांक 23 अप्रैल 2019 देखें.	Please refer to our Circular No. 105/DFIBT-04/2019 dated 23 April 2019 regarding the support provided for financial and digital literacy camps through **FLCs of RRBs and RCBs** under differentiated strategy for Financial Inclusion Fund.
2. वित्तीय समावेशन निधि के सलाहकार बोर्ड की हाल में आयोजित बैठक में इस विषय की समीक्षा की गई और एफआईएफ के सलाहकार बोर्ड की 26वीं बैठक में लिए गए निर्णयों के आधार पर, अब तत्काल प्रभाव से अनुसूचित वाणिज्यिक बैंकों के वित्तीय साक्षारता केन्द्रों को भी वित्तीय और डिजिटल साक्षरता शिविरों के आयोजन के लिए वित्तीय सहायता दी जाएगी.	2. The same was reviewed in the recent meeting of the Advisory Board of FIF and based on decisions taken in the XXVI meeting of the Advisory Board of FIF, the support is now extended to **FLCs** of Scheduled Commercial Banks also for conducting financial and digital literacy camps with immediate effect.
3. उक्त परिपत्र के अन्य निबंधन और शर्तें यथावत रहेंगी.	**3.** All other terms and conditions prescribed in the circular ibid remain the same.

भवदीय,

(डॉ. ए आर खान)
मुख्य महाप्रबंधक

राष्ट्रीय कृषि और ग्रामीण विकास बैंक
National Bank for Agriculture and Rural Development
वित्तीय समावेशन और बैंकिंग प्रौद्योगिकी विभाग
प्लॉट नं. सी-24, 'जी' ब्लॉक, बांद्रा - कुर्ला कॉम्प्लेक्स बांद्रा (पूर्व), मुंबई - 400 051. • टेलि.: +91 22 2653 0024 • फैक्स : +91 22 2653 0150 • ई-मेल : dfibt@nabard.org
Department of Financial Inclusion & Banking Technology
Plot No. C-24, 'G' Block, Bandra-Kurla Complex, Bandra (E), Mumbai - 400 051.• Tel.: +91 22 2653 0024• Fax : +91 22 2653 0150 • E-mail : dfibt@nabard.org

नाबार्ड

संदर्भ सं.राबै.प्रका.डीएफआईबीटी/ 1849-2292 / डीएफआईबीटी-23/2020-21 04 अगस्त 2020

परिपत्र संख्या. 211/ डीएफआईबीटी- 05/2020

अध्यक्ष / प्रबंध निदेशक
अनुसूचित वाणिज्यिक बैंक (लघु वित्त बैंक और पेमेंट बैंक सहित)
क्षेत्रीय ग्रामीण बैंक
राज्य सहकारी बैंक
जिला मध्यवर्ती सहकारी बैंक

महोदया / महोदय,

कनेक्टिविटी और पावर इन्फ्रास्ट्रक्चर योजनाओं का विस्तार-वित्तीय समावेशन निधि

कृपया वित्तीय समावेशन निधि (एफ़आईएफ़) के लिए विभेदित रणनीति के तहत कनेक्टिविटी और पावर इन्फ्रास्ट्रक्चर के लिए सहायता प्रदान किए जाने के बारे में दिनांक 23 अप्रैल 2019 का हमारा परिपत्र संख्या 105/ DFIBT-04/2019 देखें. हम आपको सूचित करना चाहते है कि एफआईएफ के सलाहकार बोर्ड की हाल ही में आयोजित बैठक में अन्य जिलों और मौजूदा बैंक शाखाओं में इस योजना के तहत लाभ का विस्तार करने के प्रावधान की समीक्षा की गई.

2. कुछ दूर दराज के क्षेत्रों और दूरस्थ बैंक शाखाओं में कनेक्टिविटी और बिजली आपूर्ति की समस्या अभी भी बनी हुई है. संबंधित एसएलबीसी के माध्यम से प्राप्त बैंकों के फीडबैक पर विचार करने के बाद, उपर्युक्त योजना के देशनिर्देशों को निम्नलिखित जानकारी के अनुसार आंशिक रूप से संशोधित करने का निर्णय लिया गया है:

Financial Inclusion Fund-Extension of Connectivity and Power Infrastructure Schemes

Please refer to our Circular No. 105/DFIBT-04/2019 dated 23 April 2019 regarding support provided for Connectivity and Power Infrastructure under differentiated strategy for Financial Inclusion Fund (FIF). We would like to inform you that the provision of extending the benefits under the scheme to Other Districts and existing bank branches was reviewed in the recently held meeting of Advisory Board of FIF.

2. The problem of connectivity and power supply is still persistent in a few far flung areas and remotely located bank branches. After taking into consideration the feedback received from Banks, through respective SLBCs, it has been decided to partially modify the captioned scheme guidelines as indicated below:

राष्ट्रीय कृषि और ग्रामीण विकास बैंक
National Bank for Agriculture and Rural Development
वित्तीय समावेशन और बैंकिंग प्रौद्योगिकी विकास
प्लॉट क्र. सी-'24', जी ब्लॉक, बान्द्रा-कुर्ला कॉम्प्लेक्स, बान्द्रा (पूर्व), मुंबई – 400 051. • टेलि : +91 22 2653 0024 • फैक्स : +91 22 2653 0150 • ई-मेल : dfibt@nabard.org
Department of Financial Inclusion & Banking Technology
Plot No. C-24, 'G' Block, Bandra-Kurla Complex, Bandra (E), Mumbi - 400 051. • Tel. +91 22 2653 0024 • Fax : +91 22 2653 0150 • E-mail : dfibt@nabard.org

i. कनेक्टिविटी और पावर इन्फ्रास्ट्रक्चर योजना के तहत विभिन्न कॉम्पोनेंट - जैसे वीसैट तैनाती, मोबाइल सिग्नल बूस्टर तैनाती और सौर ऊर्जा इकाई / यूपीएस तैनाती – हेतु सहायता सभी जिलों के लिए दी जाएगी.

i. The support for components under Connectivity and Power Infrastructure scheme viz. VSAT Deployment, Mobile Signal Booster Deployment and Solar Power Unit/UPS deployment has been extended to all districts.

ii. उन मौजूदा बैंक शाखाओं को भी सहायता दी जाएगी जो बिजली की आपूर्ति और कनेक्टिविटी समस्या का सामना कर रही हैं. हालांकि, प्रस्ताव प्रस्तुत करते समय बैंकरहित क्षेत्रों में खोली जा रही नई शाखाओं को प्राथमिकता दी जा सकती है.

ii. The support may also be given to existing bank branches which are facing power supply and connectivity issue, however, priority may be given to new branches being opened in unbanked areas while submitting proposals.

iii. एसएलबीसी और एलडीएम की एफआई सब कमेटी उन क्षेत्रों को प्रमाणित करेगी जहां कोई कनेक्टिविटी नहीं है या रुक-रुक कर कनेक्टिविटी है।

iii. The FI Sub Committee of SLBC and LDM would be required to certify the areas having no or intermittent connectivity.

3. परिपत्र के अन्य सभी नियम और शर्तें यथावत रहेंगी.

3. All other terms and conditions prescribed in the circular ibid remains the same.

4. एसएलबीसी से प्राप्त राज्यवार अनुरोध की जानकारी अनुबंध में जोड़ा गया है.

4. The State wise request received from SLBCs is appended in the Annexure for information.

(सुनील कुमार)
मुख्य महाप्रबंधक
संलग्न : यथोक्त

Annexure

State wise Requirements submitted by SLBCs

S.No	State	No. of branches / Fixed CSPs requiring support in SFD			No. of branches / Fixed CSPs requiring support in Other Districts		
		VSAT	Mobile Signal Booster	Solar Power Unit/ UPS	VSAT	Mobile Signal Booster	Solar Power Unit/ UPS
1	Arunachal Pradesh	249	104	125	0	0	0
2	Assam	249	104	125	0	0	0
3	Bihar	1	1	0	10	4	0
4	Chhattisgarh	6	144	72	209	190	445
5	Goa	0	0	0	0	0	0
6	Jharkhand	71	35	97	0	0	0
7	Karnataka	46	20	0	70	10	0
8	Meghalaya	50	20	25	0	0	0
9	Maharashtra	2	4	0	31	11	0
10	Manipur	50	20	25	0	0	0
11	Mizoram	50	20	25	0	0	0
12	Nagaland	50	20	25	0	0	0
13	New Delhi	0	0	0	0	0	0
14	Tamil Nadu	46	20	0	70	10	0
15	Tripura	25	11	12	0	0	0
16	Andaman and Nicobar Islands	42	13	0	0	0	0
17	Andhra Pradesh	46	20	0	70	10	0
18	Gujarat	0	2	0	0	136	259
19	Himachal Pradesh	0	0	0	0	0	0
20	Haryana	0	25	25	28	484	411
21	Jammu and Kashmir	249	104	125	0	0	0
22	Kerala	55	32	21	60	0	0
23	Madhya Pradesh	2	4	0	31	11	0
24	Odisha	142	70	193	209	190	445
25	Punjab	0	0	0	0	0	0
26	Rajasthan	32	0	0	374	0	0
27	Sikkim	24	19	12	0	0	0
28	Telangana	134	61	290	171	323	597
29	Uttarakhand	47	148	63	0	0	0
30	Uttar Pradesh	20	0	0	92	0	0
31	West Bengal	45	38	35	293	16	266
	Total	**1733**	**1059**	**1295**	**1718**	**1395**	**2423**

Annexure - 44

Bank wise settlement and credit linkage (cumulative W.E.F. 01.04.2011 to 30.09.2020)

Name of Bank	Candidates Trained	Total Settled	%age of Settlement	%age of Credit Linkage
Andhra Bank	12787	10477	82	60
BOI	11722	8695	74	52
CBI	5115	3419	67	48
RUDSETI	12285	10592	86	76
SBI	96217	72136	75	53
UCO	42397	29007	68	57
TOTAL	180523	134326	74	56

*** Source - State Office, RSETI**

Annexure - 44

PERFORMANCE OF RSETIs IN ODISHA UNDER SETTLEMENT AND CREDIT LINKAGE AS ON 30.09.2020

Sl	Name Of The District	Name Of RSETI	Name Of Sponsor Bank	Number Of Training Programmes Conducted	Number Of Trainees Trained	Total No. of Candidates Settled	Settled under Self Employment	Settled under Wage Employment	Self Finance	Bank Finance	% Of Settlement	% Of Credit Linked
1	Ganjam	Ganjam	Andhra Bank	285	6916	5499	4085	1414	1499	2586	79.51	63.30
2	Gajapati	Gajapati	Andhra Bank	228	5871	4978	4458	520	1897	2561	84.79	57.45
3	Mayurbhanj	Mayurbhanj	Bank of India	231	6511	4929	4745	184	2354	2391	75.70	50.39
4	Keonjhar	Keonjhar	Bank of India	181	5211	3766	3433	333	1594	1839	72.27	53.57
5	Deogarh	Deogarh	Central Bank of India	161	5115	3419	3335	84	1742	1593	66.84	47.77
6	Khordha	RUDSETI	Syndicate,Canara	366	12285	10592	9247	1345	2254	6993	86.22	75.62
7	Bargarh	Bargarh	State Bank of India	202	5842	5145	4336	809	1096	3240	88.07	74.72
8	Bolangir	Bolangir	State Bank of India	191	5607	4053	3741	312	2005	1736	72.28	46.40
9	Boudh	Boudh	State Bank of India	177	5267	3392	3174	218	901	2273	64.40	71.61
10	Jajpur	Jajpur	State Bank of India	205	6277	4571	4342	229	1876	2466	72.82	56.79
11	Jharsuguda	Jharsuguda	State Bank of India	311	7865	6529	4673	1856	3137	1536	83.01	32.87
12	Kalahandi	Kalahandi	State Bank of India	205	5794	4353	3164	1189	2101	1063	75.13	33.60
13	Kandhamal	Kandhamal	State Bank of India	172	5222	4031	3473	558	1232	2241	77.19	64.53
14	Kendrapara	Kendrapara	State Bank of India	246	7163	5040	4487	553	1952	2535	70.36	56.50
15	Malkangiri	Malkangiri	State Bank of India	168	4849	3400	3221	179	1729	1492	70.12	46.32
16	Nabrangpur	Nabrangpur	State Bank of India	163	5306	3877	3311	566	1874	1437	73.07	43.40
17	Nayagarh	Nayagarh	State Bank of India	186	5310	4347	4149	198	2596	1553	81.86	37.43
18	Nuapada	Nuapada	State Bank of India	195	5437	4172	3812	360	2472	1340	76.73	35.15
19	Rayagada	Rayagada	State Bank of India	158	4494	3490	2681	809	1214	1467	77.66	54.72
20	Sambalpur	Sambalpur	State Bank of India	203	5893	4924	3893	1031	955	2938	83.56	75.47
21	Subarnapur	Subarnapur	State Bank of India	179	5249	3853	3722	131	1117	2605	73.40	69.99
22	Sundargarh	Sundargarh	State Bank of India	206	6046	4038	3555	483	2099	1456	66.79	40.96
23	Koraput	Koraput	State Bank of India	161	4596	2921	2390	531	826	1564	63.56	65.44
24	Angul	Angul	UCO Bank	168	5711	4227	4093	134	1958	2135	74.02	52.16
25	Balasore	Balasore	UCO Bank	214	7084	4657	4318	339	1331	2987	65.74	69.18
26	Bhadrak	Bhadrak	UCO Bank	195	6199	4631	4365	266	2048	2317	74.71	53.08
27	Cuttack	Cuttack	UCO Bank	196	5827	3797	3591	206	1754	1837	65.16	51.16
28	Dhenkanal	Dhenkanal	UCO Bank	192	6291	4241	4100	141	1159	2941	67.41	71.73
29	Jagatsinghpur	Jagatsinghpur	UCO Bank	199	5410	3431	3064	367	1197	1867	63.42	60.93
30	Puri	Puri	UCO Bank	197	5875	4023	3911	112	2347	1564	68.48	39.99
		TOTAL		**6141**	**180523**	**134326**	**118869**	**15457**	**52316**	**66553**	**74.41**	**55.99**

*** Source - State Office, RSETI**

Annexure - 44

PERFORMANCE OF RSETI'S IN ODISHA AS ON 30.09.2020

Sl	Name Of RSETI	Name of Supporting Bank	AAP					BPL		
			Target For FY 2020-21		Achievement			Target	Achievement	%age
			No. of Programs	No. of Candidates	No. of Programs	No. of Candidates	%age			
1	Ganjam	Andhra Bank	25	650	0	0	0.00	455	0	0.00
2	Gajapati	Andhra Bank	29	725	0	0	0.00	508	0	0.00
	Sub Total	**Andhra Bank**	**54**	**1375**	**0**	**0**	**0.00**	**963**	**0**	**0.00**
3	Mayurbhanj	BOI	27	810	0	0	0.00	567	0	0.00
4	Keonjhar	BOI	26	780	0	0	0.00	546	0	0.00
	Sub Total	**BOI**	**53**	**1590**	**0**	**0**	**0.00**	**1113**	**0**	**0.00**
5	**Deogarh**	**CBI**	**21**	**665**	**1**	**21**	**3.16**	**466**	**21**	**4.51**
6	**RUDSETI**	**Syndicate,Canara**	**27**	**800**	**0**	**0**	**0.00**	**560**	**0**	**0.00**
7	Bargarh	SBI	22	680	4	81	11.91	476	81	17.02
8	Bolangir	SBI	22	678	3	105	15.49	475	101	21.26
9	Boudh	SBI	22	680	3	78	11.47	476	74	15.55
10	Jajpur	SBI	22	670	1	28	4.18	469	27	5.76
11	Jharsuguda	SBI	31	820	2	51	6.22	574	51	8.89
12	Kalahandi	SBI	20	650	0	0	0.00	455	0	0.00
13	Kandhamal	SBI	25	780	3	88	11.28	546	88	16.12
14	Kendrapara	SBI	25	850	1	35	4.12	595	32	5.38
15	Koraput	SBI	20	635	3	60	9.45	445	60	13.48
16	Malkangiri	SBI	22	665	0	0	0.00	466	0	0.00
17	Nabrangpur	SBI	21	720	0	0	0.00	504	0	0.00
18	Nayagarh	SBI	21	675	0	0	0.00	473	0	0.00
19	Nuapada	SBI	22	720	1	31	4.31	504	20	3.97
20	Rayagada	SBI	23	695	0	0	0.00	487	0	0.00
21	Sambalpur	SBI	22	650	0	0	0.00	455	0	0.00
22	Subarnapur	SBI	20	698	4	71	10.17	489	69	14.11
23	Sundargarh	SBI	21	630	2	49	7.78	441	49	11.11
	Sub-Total	**SBI**	**381**	**11896**	**27**	**677**	**5.69**	**8330**	**652**	**7.83**
24	Angul	UCO	28	850	1	24	2.82	595	23	3.87
25	Bhadrak	UCO	24	800	3	76	9.50	560	75	13.39
26	Balasore	UCO	34	850	1	21	2.47	595	20	3.36
27	Dhenkanal	UCO	22	700	3	76	10.86	490	73	14.90
28	Cuttack	UCO	22	740	0	0	0.00	518	0	0.00
29	Jagatsinghpur	UCO	27	850	0	0	0.00	595	0	0.00
30	Puri	UCO	25	845	0	0	0.00	592	0	0.00
	Sub-Total	**UCO**	**182**	**5635**	**8**	**197**	**3.50**	**3945**	**191**	**4.84**
	TOTAL		**718**	**21961**	**36**	**895**	**4.08**	**15377**	**864**	**5.62**

*** Source - State Office, RSETI**

Annexure - 44

RSETI Residential Training & Building Construction Status as on 30.09.2020

S No	Sponsoring Bank	Districts	RSETI Grading for 2018-19	Residential Training Facility	Issue of Permissive Possession	Building Construction Status
1	UCO Bank	Angul	AA	YES	Yes	Building construction to start
		Balasore	AA	YES	YES	Completed
		Bhadrak	AA	No	YES	Finishing Stage
		Cuttack	AA	Yes	NO	Land allotted
		Dhenkanal	AA	YES	Yes	Building construction to start
		Jagatsinghpur	BA	YES	YES	Complited
		Puri	AA	Yes	NO	Permissive Possession Letter is yet be issued
2	SBI	Bargarh	AA	YES	YES	Started
		Bolangir	AA	YES	YES	Completed
		Boudh	AA	YES	YES	Completed
		Jajpur	AA	YES	YES	Completed
		Jharsuguda	AA	YES	YES	Completed
		Kalahandi	AA	YES	YES	Started
		Kandhamal	AA	YES	YES	Completed
		Kendrapara	AA	YES	YES	Completed
		Koraput	AA	YES	YES	Completed
		Malkangiri	AA	YES	YES	Completed
		Nabrangpur	AA	YES	YES	Completed
		Nayagarh	AA	YES	YES	Completed
		Nuapada	AA	YES	YES	Started
		Rayagada	AA	YES	YES	Started
		Sambalpur	AA	YES	YES	Completed
		Subarnapur	AA	YES	YES	Completed
		Sundargarh	AB	YES	YES	Started
3	Andhra Bank	Gajapati	AA	YES	YES	Not started.Allotment cancelled.
		Ganjam	AA	YES	YES	Not Started
4	BOI	Keonjhar	AA	YES	YES	Completed
		Mayurbhanj	AA	YES	YES	Completed
5	CBI	Deogarh	AA	YES	YES	Started
6	RUDSETI		AA	YES	YES	Completed

*** Source - State Office, RSETI**

Annexure - 44

ODISHA Vs PAN INDIA(Cummulative) as on 30-09-2020

SL No	Parameters	Odisha	PAN INDIA
1	No of functional RSETIs	30	585
2	No of youths trained	180523	3554246
3	No of youths Settled	134326	2480960
4	No of youths Settled with Bank finance	66553	1096005
5	No of youths Settled with Self finance	52316	1146503
6	% of settlement	74.00	70.00
7	% of credit linkage	56.00	49.00

*** Source - State Office, RSETI**

ANNEXURES FOR INFORMATION

Bank Wise Branch Network as on 30.09.2020					
Sl	**Name Of Bank**	**Urban**	**Semi-Urban**	**Rural**	**Total**
1	Bank of Baroda	51	66	62	179
2	Bank of India	60	54	140	254
3	Bank of Maharastra	6	3	0	9
4	Canara Bank	79	86	128	293
5	Central Bank of India	25	38	41	104
6	Indian Bank	51	68	91	210
7	Indian Overseas Bank	30	36	64	130
8	Punjab & Sind Bank	9	3	6	18
9	Punjab National Bank	77	124	170	371
10	State Bank of India	177	207	528	912
11	UCO Bank	40	71	138	249
12	Union Bank of India	94	144	137	375
Total of Public Sector Banks		**699**	**900**	**1505**	**3104**
13	Axis Bank Ltd	51	78	52	181
14	Bandhan Bank	26	79	77	182
15	City Union Bank	1	0	0	1
16	DCB Bank Ltd	6	20	17	43
17	Federal Bank	7	13	6	26
18	HDFC Bank	59	51	48	158
19	ICICI Bank	49	55	53	157
20	IDBI Bank	20	32	23	75
21	IDFC First Bank	5	8	1	14
22	Indus Ind Bank	16	26	6	48
23	Karnatak Bank Ltd.	6	2	0	8
24	Karur Vysya Bank	4	0	1	5
25	Kotak Mahindra Bank Ltd	13	6	0	19
26	Laxmi Vilas Bank	3	0	2	5
27	RBL Bank	2	0	0	2
28	Standard Chartered Bank	1	0	0	1
29	The South Indian Bank Ltd.	2	0	1	3
30	Yes Bank	6	0	0	6
31	Tamilnadu Mercantile Bank	1	0	0	1
Total of Private Sector Banks		**278**	**370**	**287**	**935**
32	Odisha Gramya Bank	28	50	471	549
33	Utkal Grameen Bank	16	54	366	436
Total of RRBs		**44**	**104**	**837**	**985**
34	Orissa State Co-Op. Bank	62	106	172	340
Total of Cooperative Banks		**62**	**106**	**172**	**340**
35	Jana Small Finance Bank	7	5	4	16
36	ESAF Small Finance Bank	2	0	0	2
37	Suryoday Small Finance Bank	14	27	38	79
38	Ujjivan Small Finance Bank	7	4	8	19
39	Utkarsh Small Finance Bank	2	19	12	33
Total Small Finance Bank		**32**	**55**	**62**	**149**
Grand Total		**1115**	**1535**	**2863**	**5513**

District Wise Branch Network as on 30.09.2020					
Sl	**Districts**	**Urban**	**Semi-Urban**	**Rural**	**Total**
1	ANGUL	3	80	104	187
2	BALASORE	46	56	158	260
3	BARGARH	3	60	102	165
4	BHADRAK	25	27	109	161
5	BOLANGIR	0	86	90	176
6	BOUDH	1	24	27	52
7	CUTTACK	185	37	203	425
8	DEOGARH	1	19	24	44
9	DHENKANAL	2	53	87	142
10	GAJAPATI	2	24	39	65
11	GANJAM	103	142	209	454
12	JAGATSINGHPUR	3	58	112	173
13	JAJPUR	5	61	159	225
14	JHARSUGUDA	4	60	37	101
15	KALAHANDI	4	58	91	153
16	KANDHAMAL	0	36	38	74
17	KENDRAPARA	2	43	92	137
18	KEONJHAR	0	101	119	220
19	KHURDA	450	67	165	682
20	KORAPUT	0	64	68	132
21	MALKANGIRI	0	18	32	50
22	MAYURBHANJ	36	59	180	275
23	NABARANGPUR	0	31	38	69
24	NAYAGARH	0	43	95	138
25	NUAPADA	0	28	37	65
26	PURI	55	34	145	234
27	RAYAGADA	0	44	63	107
28	SAMBALPUR	82	33	74	189
29	SONEPUR	1	34	44	79
30	SUNDARGARH	102	55	122	279
TOTAL		**1115**	**1535**	**2863**	**5513**

Bank Wise Branch Opened from 01.04.2020 to 30.09.2020					
Sl	**Name Of Bank**	**Urban**	**Semi-Urban**	**Rural**	**Total**
1	Bank of Baroda	0	0	0	0
2	Bank of India	0	0	0	0
3	Bank of Maharastra	0	1	0	1
4	Canara Bank	0	0	0	0
5	Central Bank of India	0	0	0	0
6	Indian Bank	0	0	0	0
7	Indian Overseas Bank	0	0	0	0
8	Punjab & Sind Bank	0	0	0	0
9	Punjab National Bank	0	0	0	0
10	State Bank of India	0	1	0	1
11	UCO Bank	0	0	0	0
12	Union Bank of India	0	0	0	0
Total of Public Sector Banks		**0**	**2**	**0**	**2**
13	Axis Bank Ltd	0	0	0	0
14	Bandhan Bank	0	0	0	0
15	City Union Bank	0	0	0	0
16	DCB Bank Ltd	0	3	1	4
17	Federal Bank	0	0	0	0
18	HDFC Bank	5	1	2	8
19	ICICI Bank	0	0	0	0
20	IDBI Bank	0	0	0	0
21	IDFC First Bank	0	1	0	1
22	Indus Ind Bank	0	0	0	0
23	Karnatak Bank Ltd.	0	0	0	0
24	Karur Vysya Bank	0	0	0	0
25	Kotak Mahindra Bank Ltd	0	0	0	0
26	Laxmi Vilas Bank	0	0	0	0
27	RBL Bank	0	0	0	0
28	Standard Chartered Bank	0	0	0	0
29	The South Indian Bank Ltd.	0	0	0	0
30	Yes Bank	0	0	0	0
31	Tamilnadu Mercantile Bank	0	0	0	0
Total of Private Sector Banks		**5**	**5**	**3**	**13**
32	Odisha Gramya Bank	0	0	0	0
33	Utkal Grameen Bank	0	0	0	0
Total of RRBs		**0**	**0**	**0**	**0**
34	Orissa State Co-Op. Bank	0	0	0	0
Total of Cooperative Banks		**0**	**0**	**0**	**0**
35	Jana Small Finance Bank	1	0	0	1
36	ESAF Small Finance Bank	2	0	0	2
37	Suryoday Small Finance Bank	0	0	0	0
38	Ujjivan Small Finance Bank	0	0	0	0
39	Utkarsh Small Finance Bank	0	0	0	0
Total Small Finance Bank		**3**	**0**	**0**	**3**
Grand Total		**8**	**7**	**3**	**18**

District Wise Branch Opened from 01.04.2020 to 30.09.2020					
Sl	**Districts**	**Urban**	**Semi-Urban**	**Rural**	**Total**
1	ANGUL	0	0	0	0
2	BALASORE	0	1	0	1
3	BARGARH	0	0	0	0
4	BHADRAK	0	0	0	0
5	BOLANGIR	0	0	0	0
6	BOUDH	0	1	0	1
7	CUTTACK	1	0	0	1
8	DEOGARH	0	1	0	1
9	DHENKANAL	0	0	0	0
10	GAJAPATI	0	0	0	0
11	GANJAM	0	0	0	0
12	JAGATSINGHPUR	0	1	0	1
13	JAJPUR	0	1	0	1
14	JHARSUGUDA	0	1	0	1
15	KALAHANDI	0	0	0	0
16	KANDHAMAL	0	0	0	0
17	KENDRAPARA	0	0	1	1
18	KEONJHAR	0	0	0	0
19	KHURDA	6	0	1	7
20	KORAPUT	0	0	1	1
21	MALKANGIRI	0	0	0	0
22	MAYURBHANJ	0	0	0	0
23	NABARANGPUR	0	1	0	1
24	NAYAGARH	0	0	0	0
25	NUAPADA	0	0	0	0
26	PURI	0	0	0	0
27	RAYAGADA	0	0	0	0
28	SAMBALPUR	0	0	0	0
29	SONEPUR	0	0	0	0
30	SUNDARGARH	1	0	0	1
Grand Total		**8**	**7**	**3**	**18**

Bank Wise Position of ATMs as on 30.09.2020

Sl No	Name of the Bank	Total no of Off Site ATMs				Total no of On Site ATMs				Total(1+2)
		Rural	Semi-Urban	Urban	Total(1)	Rural	Semi-Urban	Urban	Total(2)	
1	Bank of Baroda	0	1	14	15	55	68	48	171	186
2	Bank of India	28	33	53	114	41	17	17	75	189
3	Bank of Maharastra	0	0	7	7	0	0	0	0	7
4	Canara Bank	12	20	24	56	89	79	71	239	295
5	Central Bank of India	3	3	4	10	24	25	17	66	76
6	Indian Bank	4	4	8	16	39	33	38	110	126
7	Indian Overseas Bank	16	12	17	45	54	32	7	93	138
8	Punjab & Sind Bank	0	0	1	1	4	2	8	14	15
9	Punjab National Bank	47	78	88	213	97	70	102	269	482
10	State Bank of India	720	645	566	1931	398	253	254	905	2836
11	UCO Bank	31	24	42	97	87	41	25	153	250
12	Union Bank of India	20	28	52	100	38	107	72	217	317
Total Public Sector Banks		**881**	**848**	**876**	**2605**	**926**	**727**	**659**	**2312**	**4917**
13	Axis Bank Ltd	201	109	103	413	25	109	68	202	615
14	Bandhan Bank	0	0	0	0	0	10	7	17	17
15	City Union Bank	0	0	1	1	0	0	1	1	2
16	DCB Bank Ltd	0	0	0	0	15	15	6	36	36
17	Federal Bank	0	0	1	1	1	13	7	21	22
18	HDFC Bank	14	59	67	140	20	58	65	143	283
19	ICICI Bank	16	62	70	148	45	60	56	161	309
20	IDBI Bank	2	21	21	44	13	35	31	79	123
21	IDFC First Bank	0	0	0	0	1	6	2	9	9
22	Indus Ind Bank	1	1	13	15	5	15	13	33	48
23	Karnatak Bank Ltd.	0	0	0	0	0	2	5	7	7
24	Karur Vysya Bank	0	0	1	1	5	0	0	5	6
25	Kotak Mahindra Bank Ltd	0	1	2	3	0	5	12	17	20
26	Laxmi Vilas Bank	2	0	3	5	0	0	0	0	5
27	RBL Bank	0	0	0	0	0	0	2	2	2
28	Standard Chartered Bank	0	0	0	0	0	0	1	1	1
29	The South Indian Bank Ltd.	0	0	0	0	1	0	2	3	3
30	Yes Bank	0	0	0	0	0	0	7	7	7
31	Tamilnadu Mercantile Bank	0	0	1	1	0	0	0	0	1
Total Private Sector Banks		**236**	**253**	**283**	**772**	**131**	**328**	**285**	**744**	**1516**
32	Odisha Gramya Bank	0	0	0	0	64	26	10	100	100
33	Utkal Grameen Bank	0	0	0	0	0	0	0	0	0
Total Of RRBs		**0**	**0**	**0**	**0**	**64**	**26**	**10**	**100**	**100**
34	Orissa State Co-Op. Bank	0	0	42	42	6	19	8	33	75
Total of Co-operative Banks		**0**	**0**	**42**	**42**	**6**	**19**	**8**	**33**	**75**
35	Jana Small Finance Bank	0	0	0	0	0	0	2	2	2
36	ESAF Small Finance Bank	0	0	0	0	0	0	2	2	2
37	Suryoday Small Finance Bank	0	0	0	0	0	0	1	1	1
38	Ujjivan Small Finance Bank	0	0	0	0	3	4	7	14	14
39	Utkarsh Small Finance Bank	0	0	0	0	0	1	1	2	2
Total Small Finance Bank		**0**	**0**	**0**	**0**	**3**	**5**	**13**	**21**	**21**
Total		**1117**	**1101**	**1201**	**3419**	**1130**	**1105**	**975**	**3210**	**6629**

District Wise Position of ATMs as on 30.09.2020

Sl No.	Name of District	Total no of Off Site ATMs				Total no of On Site ATMs				Grand Total
		Rural	Semi Urban	Urban	Total	Rural	Semi Urban	Urban	Total	
1	ANGUL	37	86	3	*126*	46	63	6	*115*	***241***
2	BALASORE	57	35	63	*155*	62	44	39	*145*	***300***
3	BARGARH	36	42	7	*85*	37	31	8	*76*	***161***
4	BHADRAK	62	52	19	*133*	33	31	13	*77*	***210***
5	BOLANGIR	46	51	2	*99*	31	51	4	*86*	***185***
6	BOUDH	15	7	1	*23*	6	17	0	*23*	***46***
7	CUTTACK	96	21	208	*325*	91	29	126	*246*	***571***
8	DEOGARH	5	9	1	*15*	8	15	4	*27*	***42***
9	DHENKANAL	23	48	2	*73*	27	34	4	*65*	***138***
10	GAJAPATI	12	17	2	*31*	17	53	2	*72*	***103***
11	GANJAM	77	72	103	*252*	77	92	89	*258*	***510***
12	JAGATSINGHPUR	51	42	4	*97*	39	48	7	*94*	***191***
13	JAJPUR	70	80	1	*151*	87	42	5	*134*	***285***
14	JHARSUGUDA	16	51	8	*75*	11	41	4	*56*	***131***
15	KALAHANDI	34	34	2	*70*	30	34	3	*67*	***137***
16	KANDHAMAL	17	14	2	*33*	17	15	1	*33*	***66***
17	KENDRAPARA	38	49	0	*87*	39	28	5	*72*	***159***
18	KEONJHAR	48	61	6	*115*	41	74	8	*123*	***238***
19	KHURDA	79	62	479	*620*	83	74	408	*565*	***1185***
20	KORAPUT	33	44	3	*80*	19	35	12	*66*	***146***
21	MALKANGIRI	10	9	1	*20*	8	10	1	*19*	***39***
22	MAYURBHANJ	48	35	30	*113*	73	44	21	*138*	***251***
23	NABARANGPUR	8	13	2	*23*	8	19	5	*32*	***55***
24	NAYAGARH	26	23	3	*52*	35	24	6	*65*	***117***
25	NUAPADA	12	13	2	*27*	12	15	2	*29*	***56***
26	PURI	36	27	76	*139*	69	28	42	*139*	***278***
27	RAYAGADA	31	36	0	*67*	33	28	0	*61*	***128***
28	SAMBALPUR	30	16	79	*125*	23	29	60	*112*	***237***
30	SONEPUR	15	15	2	*32*	14	19	1	*34*	***66***
31	SUNDARGARH	49	37	90	*176*	54	38	89	*181*	***357***
Total		**1117**	**1101**	**1201**	***3419***	**1130**	**1105**	**975**	***3210***	***6629***

Bank Wise Branch Network and ATM Network in Rural Centres as on 30.09.2020

Sl	Name Of Bank	Total Branches	Total ATMs	ATMs to Branches %age	Rural Branches	Rural Branches to Total Branches %age	Rural ATMs	Deficit (Rural ATMs - Rural Branches)
1	Bank of Baroda	179	186	103.91	62	34.64	55	-7
2	Bank of India	254	189	74.41	140	55.12	69	-71
3	Bank of Maharastra	9	7	77.78	0	0.00	0	0
4	Canara Bank	293	295	100.68	128	43.69	101	-27
5	Central Bank of India	104	76	73.08	41	39.42	27	-14
6	Indian Bank	210	126	60.00	91	43.33	43	-48
7	Indian Overseas Bank	130	138	106.15	64	49.23	70	6
8	Punjab & Sind Bank	18	15	83.33	6	33.33	4	-2
9	Punjab National Bank	371	482	129.92	170	45.82	144	-26
10	State Bank of India	912	2836	310.96	528	57.89	1118	590
11	UCO Bank	249	250	100.40	138	55.42	118	-20
12	Union Bank of India	375	317	84.53	137	36.53	58	-79
Public Sector Banks		**3104**	**4917**	**158.41**	**1505**	**48.49**	**1807**	**302**
13	Axis Bank Ltd	181	615	339.78	52	28.73	226	174
14	Bandhan Bank	182	17	9.34	77	42.31	0	-77
15	City Union Bank	1	2	200.00	0	0.00	0	0
16	DCB Bank Ltd	43	36	83.72	17	39.53	15	-2
17	Federal Bank	26	22	84.62	6	23.08	1	-5
18	HDFC Bank	158	283	179.11	48	30.38	34	-14
19	ICICI Bank	157	309	196.82	53	33.76	61	8
20	IDBI Bank	75	123	164.00	23	30.67	15	-8
21	IDFC First Bank	14	9	64.29	1	7.14	1	0
22	Indus Ind Bank	48	48	100.00	6	12.50	6	0
23	Karnatak Bank Ltd.	8	7	87.50	0	0.00	0	0
24	Karur Vysya Bank	5	6	120.00	1	20.00	5	4
25	Kotak Mahindra Bank Ltd	19	20	105.26	0	0.00	0	0
26	Laxmi Vilas Bank	5	5	100.00	2	40.00	2	0
27	RBL Bank	2	2	100.00	0	0.00	0	0
28	Standard Chartered Bank	1	1	100.00	0	0.00	0	0
29	The South Indian Bank Ltd.	3	3	100.00	1	33.33	1	0
30	Yes Bank	6	7	116.67	0	0.00	0	0
31	Tamilnadu Mercantile Bank	1	1	100.00	0	0.00	0	0
Private Sector Banks		**935**	**1516**	**162.14**	**287**	**30.70**	**367**	**80**
32	Odisha Gramya Bank	549	100	18.21	471	85.79	64	-407
33	Utkal Grameen Bank	436	0	0.00	366	83.94	0	-366
RRBs		**985**	**100**	**10.15**	**837**	**84.97**	**64**	**-773**
34	Orissa State Co-Op. Bank	340	75	22.06	172	50.59	6	-166
Cooperative Banks		**340**	**75**	**22.06**	**172**	**50.59**	**6**	**-166**
35	Jana Small Finance Bank	16	2	12.50	4	25.00	0	-4
36	ESAF Small Finance Bank	2	2	100.00	0	0.00	0	0
37	Suryoday Small Finance Bank	79	1	1.27	38	48.10	0	-38
38	Ujjivan Small Finance Bank	19	14	73.68	8	42.11	3	-5
39	Utkarsh Small Finance Bank	33	2	6.06	12	36.36	0	-12
Total Small Finance Bank		**149**	**21**	**14.09**	**62**	**41.61**	**3**	**-59**
TOTAL		**5513**	**6629**	**120.24**	**2863**	**51.93**	**2247**	**-616**

STATUS OF DISPOSAL OF LOAN APPLICATIONS UNDER VARIOUS SCHEMES (01.04.2020 TO 30.09.2020)

Sl	Parameters	Backlog, if any	No of Applications received from 01.04.2020 to 30.09.2020	Total No. of Applications (including backlog)	No of Applications sanctioned	No. of Applications returned/rejected	No of Applications disbursed	No of Applications pending
		1	2	3=1+2	4	5	6	7=(3-4-5)
1	Crop Loan	0	2354900	2354900	2349590	1562	443402	3748
2	Agricultural Term Loan	0	144208	144208	143630	224	127841	354
3	Dairy	0	21386	21386	12098	3677	9507	5611
4	Fishery	0	1906	1906	1454	161	926	291
5	DRI	0	54	54	52	2	31	0
6	MSME	0	287333	287333	285628	1212	251817	493
7	WCC	0	90	90	90	0	90	0
8	KCC	0	324435	324435	319830	1266	221910	3339
9	ACC	0	6	6	6	0	6	0
10	SCC	0	10222	10222	10222	0	11	0
11	PMEGP	0	3428	3428	1444	294	1304	1690
12	NULM	0	1630	1630	1519	60	1114	51
13	SHG	0	64805	64805	61839	483	48413	2483
14	SCST	0	143142	143142	143030	98	142989	14

STATUS OF DISPOSAL OF LOAN APPLICATIONS UNDER VARIOUS SCHEMES (01.04.2020 TO 30.09.2020)															
Sl.No	BankName	Crop Loan							Agricultural Term Loan						
		Backlog, if any	No of Applications received from 01.04.2020 to 30.09.2020	Total No. of Applications (including backlog)	No of Applications sanctioned	No. of Applications returned/rejected	No of Applications disbursed	No of Applications pending	Backlog, if any	No of Applications received from 01.04.2020 to 30.09.2020	Total No. of Applications (including backlog)	No of Applications sanctioned	No. of Applications returned/rejected	No of Applications disbursed	No of Applications pending
		1	2	3=1+2	4	5	6	7=(3-4-5)	1	2	3=1+2	4	5	6	7=(3-4-5)
1	Bank of Baroda	0	5033	5033	3987	94	2993	952	0	957	957	873	22	870	62
2	Bank of India	0	31768	31768	31076	692	0	0	0	8675	8675	8675	0	0	0
3	Bank of Maharastra	0	6	6	6	0	6	0	0	0	0	0	0	0	0
4	Canara Bank	0	17958	17958	17958	0	17958	0	0	12195	12195	12195	0	12195	0
5	Central Bank of India	0	3007	3007	3007	0	3007	0	0	1927	1927	1927	0	1927	0
6	Indian Bank	0	12408	12408	11889	0	11889	519	0	7105	7105	7003	0	7003	102
7	Indian Overseas Bank	0	10047	10047	8037	129	7986	1881	0	2567	2567	2378	121	2145	68
8	Punjab & Sind Bank	0	0	0	0	0	0	0	0	0	0	0	0	0	0
9	Punjab National Bank	0	4193	4193	3152	647	3137	394	0	1465	1465	1452	13	1452	0
10	State Bank of India	0	175742	175742	175742	0	175742	0	0	56528	56528	56528	0	56528	0
11	UCO Bank	0	27004	27004	27004	0	27004	0	0	31952	31952	31952	0	26281	0
12	Union Bank	0	0	0	0	0	0	0	0	0	0	0	0	0	0
Total Pubic Sector Bank		**0**	**287166**	**287166**	**281858**	**1562**	**249722**	**3746**	**0**	**123371**	**123371**	**122983**	**156**	**108401**	**232**
13	Axis Bank Ltd	0	0	0	0	0	0	0	0	0	0	0	0	0	0
14	Bandhan Bank	0	4162	4162	4162	0	4162	0	0	0	0	0	0	0	0
15	City Union Bank	0	0	0	0	0	0	0	0	0	0	0	0	0	0
16	DCB Bank Ltd	0	4845	4845	4845	0	4845	0	0	2593	2593	2593	0	2593	0
17	Federal Bank	0	0	0	0	0	0	0	0	0	0	0	0	0	0
18	HDFC Bank	0	311	311	311	0	311	0	0	3948	3948	3948	0	3948	0
19	ICICI Bank	0	0	0	0	0	0	0	0	0	0	0	0	0	0
20	IDBI Bank	0	3071	3071	3071	0	3071	0	0	709	709	709	0	709	0
21	IDFC First Bank	0	0	0	0	0	0	0	0	0	0	0	0	0	0
22	Indus Ind Bank	0	0	0	0	0	0	0	0	0	0	0	0	0	0
23	Karnatak Bank Ltd.	0	2	2	0	0	0	2	0	4	4	0	0	0	4
24	Karur Vysya Bank	0	0	0	0	0	0	0	0	0	0	0	0	0	0
25	Kotak Mahindra Bank Ltd	0	0	0	0	0	0	0	0	0	0	0	0	0	0
26	Laxmi Vilas Bank	0	0	0	0	0	0	0	0	0	0	0	0	0	0
27	RBL Bank	0	0	0	0	0	0	0	0	0	0	0	0	0	0
28	Standard Chartered Bank	0	0	0	0	0	0	0	0	0	0	0	0	0	0
29	The South Indian Bank Ltd.	0	0	0	0	0	0	0	0	0	0	0	0	0	0
30	Yes Bank	0	0	0	0	0	0	0	0	4000	4000	3840	42	3823	118
31	Tamilnadu Mercantile Bank	0	0	0	0	0	0	0	0	0	0	0	0	0	0
Total Private Sector Bank		**0**	**12391**	**12391**	**12389**	**0**	**12389**	**2**	**0**	**11254**	**11254**	**11090**	**42**	**11073**	**122**
32	Odisha Gramya Bank	0	76172	76172	76172	0	76172	0	0	1115	1115	1115	0	1115	0
33	Utkal Grameen Bank	0	105119	105119	105119	0	105119	0	0	8	8	8	0	8	0
Total RRB		**0**	**181291**	**181291**	**181291**	**0**	**181291**	**0**	**0**	**1123**	**1123**	**1123**	**0**	**1123**	**0**
34	Orissa State Co-Op. Bank	0	1874052	1874052	1874052	0	0	0	0	1190	1190	1190	0	0	
Cooperative Banks		**0**	**1874052**	**1874052**	**1874052**	**0**	**0**	**0**	**0**	**1190**	**1190**	**1190**	**0**	**0**	**0**
35	Jana Small Finance Bank	0	0	0	0	0	0	0	0	0	0	0	0	0	0
36	ESAF Small Finance Bank	0	0	0	0	0	0	0	0	590	590	590	0	590	0
37	Suryoday Small Finance Bank	0	0	0	0	0	0	0	0	0	0	0	0	0	0
38	Ujjivan Small Finance Bank	0	0	0	0	0	0	0	0	4266	4266	4266	0	4266	0
39	Utkarsh Small Finance Bank	0	0	0	0	0	0	0	0	2414	2414	2388	26	2388	0
Total Small Finance Bank		**0**	**0**	**0**	**0**	**0**	**0**	**0**	**0**	**7270**	**7270**	**7244**	**26**	**7244**	**0**
Grand Total		**0**	**2354900**	**2354900**	**2349590**	**1562**	**443402**	**3748**	**0**	**144208**	**144208**	**143630**	**224**	**127841**	**354**

STATUS OF DISPOSAL OF LOAN APPLICATIONS UNDER VARIOUS SCHEMES (01.04.2020 TO 30.09.2020)															
Sl.No	BankName	Dairy							Fishery						
		Backlog, if any	No of Applications received from 01.04.2020 to 30.09.2020	Total No. of Applications (including backlog)	No of Applications sanctioned	No. of Applications returned/rejected	No of Applications disbursed	No of Applications pending	Backlog, if any	No of Applications received from 01.04.2020 to 30.09.2020	Total No. of Applications (including backlog)	No of Applications sanctioned	No. of Applications returned/rejected	No of Applications disbursed	No of Applications pending
		1	2	3=1+2	4	5	6	7=(3-4-5)	1	2	3=1+2	4	5	6	7=(3-4-5)
1	Bank of Baroda	0	518	518	497	9	497	12	0	140	140	134	4	134	2
2	Bank of India	0	150	150	150	0	0	0	0	425	425	425	0	0	0
3	Bank of Maharastra	0	0	0	0	0	0	0	0	0	0	0	0	0	0
4	Canara Bank	0	441	441	441	0	441	0	0	74	74	74	0	74	0
5	Central Bank of India	0	32	32	32	0	32	0	0	23	23	23	0	23	0
6	Indian Bank	0	2421	2421	14	0	14	2407	0	19	19	10	0	10	9
7	Indian Overseas Bank	0	487	487	439	34	432	14	0	176	176	121	29	86	26
8	Punjab & Sind Bank	0	0	0	0	0	0	0	0	0	0	0	0	0	0
9	Punjab National Bank	0	7482	7482	2557	3182	321	1743	0	263	263	147	50	142	66
10	State Bank of India	0	90	90	90	0	90	0	0	40	40	40	0	40	0
11	UCO Bank	0	188	188	188	0	149	0	0	78	78	78	0	15	0
12	Union Bank	0	2867	2867	980	452	980	1435	0	384	384	118	78	118	188
Total Pubic Sector Bank		**0**	**14676**	**14676**	**5388**	**3677**	**2956**	**5611**	**0**	**1622**	**1622**	**1170**	**161**	**642**	**291**
13	Axis Bank Ltd	0	0	0	0	0	0	0	0	0	0	0	0	0	0
14	Bandhan Bank	0	6453	6453	6453	0	6453	0	0	0	0	0	0	0	0
15	City Union Bank	0	0	0	0	0	0	0	0	0	0	0	0	0	0
16	DCB Bank Ltd	0	0	0	0	0	0	0	0	0	0	0	0	0	0
17	Federal Bank	0	0	0	0	0	0	0	0	0	0	0	0	0	0
18	HDFC Bank	0	0	0	0	0	0	0	0	0	0	0	0	0	0
19	ICICI Bank	0	0	0	0	0	0	0	0	0	0	0	0	0	0
20	IDBI Bank	0	3	3	3	0	3	0	0	7	7	7	0	7	0
21	IDFC First Bank	0	0	0	0	0	0	0	0	0	0	0	0	0	0
22	Indus Ind Bank	0	0	0	0	0	0	0	0	0	0	0	0	0	0
23	Karnatak Bank Ltd.	0	0	0	0	0	0	0	0	0	0	0	0	0	0
24	Karur Vysya Bank	0	0	0	0	0	0	0	0	0	0	0	0	0	0
25	Kotak Mahindra Bank Ltd	0	0	0	0	0	0	0	0	0	0	0	0	0	0
26	Laxmi Vilas Bank	0	0	0	0	0	0	0	0	0	0	0	0	0	0
27	RBL Bank	0	0	0	0	0	0	0	0	0	0	0	0	0	0
28	Standard Chartered Bank	0	0	0	0	0	0	0	0	0	0	0	0	0	0
29	The South Indian Bank Ltd.	0	0	0	0	0	0	0	0	0	0	0	0	0	0
30	Yes Bank	0	0	0	0	0	0	0	0	0	0	0	0	0	0
31	Tamilnadu Mercantile Bank	0	0	0	0	0	0	0	0	0	0	0	0	0	0
Total Private Sector Bank		**0**	**6456**	**6456**	**6456**	**0**	**6456**	**0**	**0**	**7**	**7**	**7**	**0**	**7**	**0**
32	Odisha Gramya Bank	0	93	93	93	0	93	0	0	121	121	121	0	121	0
33	Utkal Grameen Bank	0	2	2	2	0	2	0	0	2	2	2	0	2	0
Total RRB		**0**	**95**	**95**	**95**	**0**	**95**	**0**	**0**	**123**	**123**	**123**	**0**	**123**	**0**
34	Orissa State Co-Op. Bank	0	159	159	159	0	0	0	0	154	154	154	0	154	0
Cooperative Banks		**0**	**159**	**159**	**159**	**0**	**0**	**0**	**0**	**154**	**154**	**154**	**0**	**154**	**0**
35	Jana Small Finance Bank	0	0	0	0	0	0	0	0	0	0	0	0	0	0
36	ESAF Small Finance Bank	0	0	0	0	0	0	0	0	0	0	0	0	0	0
37	Suryoday Small Finance Bank	0	0	0	0	0	0	0	0	0	0	0	0	0	0
38	Ujjivan Small Finance Bank	0	0	0	0	0	0	0	0	0	0	0	0	0	0
39	Utkarsh Small Finance Bank	0	0	0	0	0	0	0	0	0	0	0	0	0	0
Total Small Finance Bank		**0**	**0**	**0**	**0**	**0**	**0**	**0**	**0**	**0**	**0**	**0**	**0**	**0**	**0**
Grand Total		**0**	**21386**	**21386**	**12098**	**3677**	**9507**	**5611**	**0**	**1906**	**1906**	**1454**	**161**	**926**	**291**

STATUS OF DISPOSAL OF LOAN APPLICATIONS UNDER VARIOUS SCHEMES (01.04.2020 TO 30.09.2020)															
Sl.No	BankName	DRI							MSME						
		Backlog, if any	No of Applications received from 01.04.2020 to 30.09.2020	Total No. of Applications (including backlog)	No of Applications sanctioned	No. of Applications returned/rejected	No of Applications disbursed	No of Applications pending	Backlog, if any	No of Applications received from 01.04.2020 to 30.09.2020	Total No. of Applications (including backlog)	No of Applications sanctioned	No. of Applications returned/rejected	No of Applications disbursed	No of Applications pending
		1	2	3=1+2	4	5	6	7=(3-4-5)	1	2	3=1+2	4	5	6	7=(3-4-5)
1	Bank of Baroda	0	0	0	0	0	0	0	0	6519	6519	6218	301	0	0
2	Bank of India	0	21	21	21	0	0	0	0	22137	22137	22137	0	0	0
3	Bank of Maharastra	0	0	0	0	0	0	0	0	666	666	666	0	666	0
4	Canara Bank	0	6	6	6	0	6	0	0	18542	18542	18542	0	18542	0
5	Central Bank of India	0	0	0	0	0	0	0	0	1857	1857	1857	0	1857	0
6	Indian Bank	0	4	4	4	0	4	0	0	22703	22703	21856	521	21856	326
7	Indian Overseas Bank	0	0	0	0	0	0	0	0	2709	2709	2434	134	2409	141
8	Punjab & Sind Bank	0	0	0	0	0	0	0	0	0	0	0	0	0	0
9	Punjab National Bank	0	2	2	0	2	0	0	0	24618	24618	24378	240	24378	0
10	State Bank of India	0	19	19	19	0	19	0	0	68989	68989	68989	0	68989	0
11	UCO Bank	0	2	2	2	0	2	0	0	33350	33350	33350	0	27919	0
12	Union Bank	0	0	0	0	0	0	0	0	0	0	0	0	0	0
	Total Pubic Sector Bank	**0**	**54**	**54**	**52**	**2**	**31**	**0**	**0**	**202090**	**202090**	**200427**	**1196**	**166616**	**467**
13	Axis Bank Ltd	0	0	0	0	0	0	0	0	0	0	0	0	0	0
14	Bandhan Bank	0	0	0	0	0	0	0	0	53961	53961	53961	0	53961	0
15	City Union Bank	0	0	0	0	0	0	0	0	0	0	0	0	0	0
16	DCB Bank Ltd	0	0	0	0	0	0	0	0	214	214	214	0	214	0
17	Federal Bank	0	0	0	0	0	0	0	0	0	0	0	0	0	0
18	HDFC Bank	0	0	0	0	0	0	0	0	5486	5486	5486	0	5486	0
19	ICICI Bank	0	0	0	0	0	0	0	0	0	0	0	0	0	0
20	IDBI Bank	0	0	0	0	0	0	0	0	4065	4065	4065	0	4065	0
21	IDFC First Bank	0	0	0	0	0	0	0	0	0	0	0	0	0	0
22	Indus Ind Bank	0	0	0	0	0	0	0	0	0	0	0	0	0	0
23	Karnatak Bank Ltd.	0	0	0	0	0	0	0	0	25	25	0	0	0	25
24	Karur Vysya Bank	0	0	0	0	0	0	0	0	0	0	0	0	0	0
25	Kotak Mahindra Bank Ltd	0	0	0	0	0	0	0	0	0	0	0	0	0	0
26	Laxmi Vilas Bank	0	0	0	0	0	0	0	0	0	0	0	0	0	0
27	RBL Bank	0	0	0	0	0	0	0	0	0	0	0	0	0	0
28	Standard Chartered Bank	0	0	0	0	0	0	0	0	0	0	0	0	0	0
29	The South Indian Bank Ltd.	0	0	0	0	0	0	0	0	0	0	0	0	0	0
30	Yes Bank	0	0	0	0	0	0	0	0	72	72	69	2	69	1
31	Tamilnadu Mercantile Bank	0	0	0	0	0	0	0	0	0	0	0	0	0	0
	Total Private Sector Bank	**0**	**0**	**0**	**0**	**0**	**0**	**0**	**0**	**63823**	**63823**	**63795**	**2**	**63795**	**26**
32	Odisha Gramya Bank	0	0	0	0	0	0	0	0	16486	16486	16486	0	16486	0
33	Utkal Grameen Bank	0	0	0	0	0	0	0	0	3017	3017	3017	0	3017	0
	Total RRB	**0**	**0**	**0**	**0**	**0**	**0**	**0**	**0**	**19503**	**19503**	**19503**	**0**	**19503**	**0**
34	Orissa State Co-Op. Bank	0	0	0	0	0	0	0	0	0	0	0	0	0	0
	Cooperative Banks	**0**	**0**	**0**	**0**	**0**	**0**	**0**	**0**	**0**	**0**	**0**	**0**	**0**	**0**
35	Jana Small Finance Bank	0	0	0	0	0	0	0	0	26	26	26	0	26	0
36	ESAF Small Finance Bank	0	0	0	0	0	0	0	0	0	0	0	0	0	0
37	Suryoday Small Finance Bank	0	0	0	0	0	0	0	0	0	0	0	0	0	0
38	Ujjivan Small Finance Bank	0	0	0	0	0	0	0	0	1773	1773	1773	0	1773	0
39	Utkarsh Small Finance Bank	0	0	0	0	0	0	0	0	118	118	104	14	104	0
	Total Small Finance Bank	**0**	**0**	**0**	**0**	**0**	**0**	**0**	**0**	**1917**	**1917**	**1903**	**14**	**1903**	**0**
	Grand Total	**0**	**54**	**54**	**52**	**2**	**31**	**0**	**0**	**287333**	**287333**	**285628**	**1212**	**251817**	**493**

STATUS OF DISPOSAL OF LOAN APPLICATIONS UNDER VARIOUS SCHEMES (01.04.2020 TO 30.09.2020)															
		WCC							KCC						
Sl.No	BankName	Backlog, if any	No of Applications received from 01.04.2020 to 30.09.2020	Total No. of Applications (including backlog)	No of Applications sanctioned	No. of Applications returned/rejected	No of Applications disbursed	No of Applications pending	Backlog, if any	No of Applications received from 01.04.2020 to 30.09.2020	Total No. of Applications (including backlog)	No of Applications sanctioned	No. of Applications returned/rejected	No of Applications disbursed	No of Applications pending
		1	2	3=1+2	4	5	6	7=(3-4-5)	1	2	3=1+2	4	5	6	7=(3-4-5)
1	Bank of Baroda	0	0	0	0	0	0	0	0	4621	4621	3970	84	0	567
2	Bank of India	0	0	0	0	0	0	0	0	9305	9305	8857	448	0	0
3	Bank of Maharastra	0	0	0	0	0	0	0	0	0	0	0	0	0	0
4	Canara Bank	0	0	0	0	0	0	0	0	2897	2897	2897	0	2897	0
5	Central Bank of India	0	0	0	0	0	0	0	0	798	798	798	0	798	0
6	Indian Bank	0	40	40	40	0	40	0	0	2197	2197	2197	0	2197	0
7	Indian Overseas Bank	0	0	0	0	0	0	0	0	10045	10045	9743	87	8545	215
8	Punjab & Sind Bank	0	0	0	0	0	0	0	0	0	0	0	0	0	0
9	Punjab National Bank	0	0	0	0	0	0	0	0	4193	4193	3152	647	3137	394
10	State Bank of India	0	0	0	0	0	0	0	0	34055	34055	31892	0	31892	2163
11	UCO Bank	0	1	1	1	0	1	0	0	4543	4543	4543	0	3587	0
12	Union Bank	0	0	0	0	0	0	0	0	0	0	0	0	0	0
	Total Pubic Sector Bank	**0**	**41**	**41**	**41**	**0**	**41**	**0**	**0**	**72654**	**72654**	**68049**	**1266**	**53053**	**3339**
13	Axis Bank Ltd	0	0	0	0	0	0	0	0	0	0	0	0	0	0
14	Bandhan Bank	0	0	0	0	0	0	0	0	0	0	0	0	0	0
15	City Union Bank	0	0	0	0	0	0	0	0	0	0	0	0	0	0
16	DCB Bank Ltd	0	0	0	0	0	0	0	0	50	50	50	0	50	0
17	Federal Bank	0	0	0	0	0	0	0	0	0	0	0	0	0	0
18	HDFC Bank	0	0	0	0	0	0	0	0	4243	4243	4243	0	4243	0
19	ICICI Bank	0	0	0	0	0	0	0	0	0	0	0	0	0	0
20	IDBI Bank	0	3	3	3	0	3	0	0	1783	1783	1783	0	1783	0
21	IDFC First Bank	0	0	0	0	0	0	0	0	0	0	0	0	0	0
22	Indus Ind Bank	0	0	0	0	0	0	0	0	0	0	0	0	0	0
23	Karnatak Bank Ltd.	0	0	0	0	0	0	0	0	0	0	0	0	0	0
24	Karur Vysya Bank	0	0	0	0	0	0	0	0	0	0	0	0	0	0
25	Kotak Mahindra Bank Ltd	0	0	0	0	0	0	0	0	0	0	0	0	0	0
26	Laxmi Vilas Bank	0	0	0	0	0	0	0	0	0	0	0	0	0	0
27	RBL Bank	0	0	0	0	0	0	0	0	0	0	0	0	0	0
28	Standard Chartered Bank	0	0	0	0	0	0	0	0	0	0	0	0	0	0
29	The South Indian Bank Ltd.	0	0	0	0	0	0	0	0	0	0	0	0	0	0
30	Yes Bank	0	0	0	0	0	0	0	0	0	0	0	0	0	0
31	Tamilnadu Mercantile Bank	0	0	0	0	0	0	0	0	0	0	0	0	0	0
Total Private Sector Bank		**0**	**3**	**3**	**3**	**0**	**3**	**0**	**0**	**6076**	**6076**	**6076**	**0**	**6076**	**0**
32	Odisha Gramya Bank	0	0	0	0	0	0	0	0	57662	57662	57662	0	57662	0
33	Utkal Grameen Bank	0	46	46	46	0	46	0	0	105119	105119	105119	0	105119	0
	Total RRB	**0**	**46**	**46**	**46**	**0**	**46**	**0**	**0**	**162781**	**162781**	**162781**	**0**	**162781**	**0**
34	Orissa State Co-Op. Bank	0	0	0	0	0	0	0	0	82924	82924	82924	0	0	0
	Cooperative Banks	**0**	**0**	**0**	**0**	**0**	**0**	**0**	**0**	**82924**	**82924**	**82924**	**0**	**0**	**0**
35	Jana Small Finance Bank	0	0	0	0	0	0	0	0	0	0	0	0	0	0
36	ESAF Small Finance Bank	0	0	0	0	0	0	0	0	0	0	0	0	0	0
37	Suryoday Small Finance Bank	0	0	0	0	0	0	0	0	0	0	0	0	0	0
38	Ujjivan Small Finance Bank	0	0	0	0	0	0	0	0	0	0	0	0	0	0
39	Utkarsh Small Finance Bank	0	0	0	0	0	0	0	0	0	0	0	0	0	0
Total Small Finance Bank		**0**	**0**	**0**	**0**	**0**	**0**	**0**	**0**	**0**	**0**	**0**	**0**	**0**	**0**
Grand Total		**0**	**90**	**90**	**90**	**0**	**90**	**0**	**0**	**324435**	**324435**	**319830**	**1266**	**221910**	**3339**

STATUS OF DISPOSAL OF LOAN APPLICATIONS UNDER VARIOUS SCHEMES (01.04.2020 TO 30.09.2020)															
Sl.No	BankName	ACC							SCC						
		Backlog, if any	No of Applications received from 01.04.2020 to 30.09.2020	Total No. of Applications (including backlog)	No of Applications sanctioned	No. of Applications returned/rejected	No of Applications disbursed	No of Applications pending	Backlog, if any	No of Applications received from 01.04.2020 to 30.09.2020	Total No. of Applications (including backlog)	No of Applications sanctioned	No. of Applications returned/rejected	No of Applications disbursed	No of Applications pending
		1	2	3=1+2	4	5	6	7=(3-4-5)	1	2	3=1+2	4	5	6	7=(3-4-5)
1	Bank of Baroda	0	0	0	0	0	0	0	0	0	0	0	0	0	0
2	Bank of India	0	0	0	0	0	0	0	0	10050	10050	10050	0	0	0
3	Bank of Maharastra	0	0	0	0	0	0	0	0	0	0	0	0	0	0
4	Canara Bank	0	1	1	1	0	1	0	0	0	0	0	0	0	0
5	Central Bank of India	0	0	0	0	0	0	0	0	0	0	0	0	0	0
6	Indian Bank	0	2	2	2	0	2	0	0	3	3	3	0	3	0
7	Indian Overseas Bank	0	0	0	0	0	0	0	0	0	0	0	0	0	0
8	Punjab & Sind Bank	0	0	0	0	0	0	0	0	0	0	0	0	0	0
9	Punjab National Bank	0	0	0	0	0	0	0	0	0	0	0	0	0	0
10	State Bank of India	0	0	0	0	0	0	0	0	0	0	0	0	0	0
11	UCO Bank	0	3	3	3	0	3	0	0	0	0	0	0	0	0
12	Union Bank	0	0	0	0	0	0	0	0	0	0	0	0	0	0
	Total Pubic Sector Bank	**0**	**6**	**6**	**6**	**0**	**6**	**0**	**0**	**10053**	**10053**	**10053**	**0**	**3**	**0**
13	Axis Bank Ltd	0	0	0	0	0	0	0	0	0	0	0	0	0	0
14	Bandhan Bank	0	0	0	0	0	0	0	0	0	0	0	0	0	0
15	City Union Bank	0	0	0	0	0	0	0	0	0	0	0	0	0	0
16	DCB Bank Ltd	0	0	0	0	0	0	0	0	0	0	0	0	0	0
17	Federal Bank	0	0	0	0	0	0	0	0	0	0	0	0	0	0
18	HDFC Bank	0	0	0	0	0	0	0	0	0	0	0	0	0	0
19	ICICI Bank	0	0	0	0	0	0	0	0	0	0	0	0	0	0
20	IDBI Bank	0	0	0	0	0	0	0	0	0	0	0	0	0	0
21	IDFC First Bank	0	0	0	0	0	0	0	0	0	0	0	0	0	0
22	Indus Ind Bank	0	0	0	0	0	0	0	0	0	0	0	0	0	0
23	Karnatak Bank Ltd.	0	0	0	0	0	0	0	0	0	0	0	0	0	0
24	Karur Vysya Bank	0	0	0	0	0	0	0	0	0	0	0	0	0	0
25	Kotak Mahindra Bank Ltd	0	0	0	0	0	0	0	0	0	0	0	0	0	0
26	Laxmi Vilas Bank	0	0	0	0	0	0	0	0	0	0	0	0	0	0
27	RBL Bank	0	0	0	0	0	0	0	0	0	0	0	0	0	0
28	Standard Chartered Bank	0	0	0	0	0	0	0	0	0	0	0	0	0	0
29	The South Indian Bank Ltd.	0	0	0	0	0	0	0	0	0	0	0	0	0	0
30	Yes Bank	0	0	0	0	0	0	0	0	0	0	0	0	0	0
31	Tamilnadu Mercantile Bank	0	0	0	0	0	0	0	0	0	0	0	0	0	0
	Total Private Sector Bank	**0**	**0**	**0**	**0**	**0**	**0**	**0**	**0**	**0**	**0**	**0**	**0**	**0**	**0**
32	Odisha Gramya Bank	0	0	0	0	0	0	0	0	0	0	0	0	0	0
33	Utkal Grameen Bank	0	0	0	0	0	0	0	0	8	8	8	0	8	0
	Total RRB	**0**	**0**	**0**	**0**	**0**	**0**	**0**	**0**	**8**	**8**	**8**	**0**	**8**	**0**
34	Orissa State Co-Op. Bank	0	0	0	0	0	0	0	0	161	161	161	0	0	0
	Cooperative Banks	**0**	**0**	**0**	**0**	**0**	**0**	**0**	**0**	**161**	**161**	**161**	**0**	**0**	**0**
35	Jana Small Finance Bank	0	0	0	0	0	0	0	0	0	0	0	0	0	0
36	ESAF Small Finance Bank	0	0	0	0	0	0	0	0	0	0	0	0	0	0
37	Suryoday Small Finance Bank	0	0	0	0	0	0	0	0	0	0	0	0	0	0
38	Ujjivan Small Finance Bank	0	0	0	0	0	0	0	0	0	0	0	0	0	0
39	Utkarsh Small Finance Bank	0	0	0	0	0	0	0	0	0	0	0	0	0	0
	Total Small Finance Bank	**0**	**0**	**0**	**0**	**0**	**0**	**0**	**0**	**0**	**0**	**0**	**0**	**0**	**0**
	Grand Total	**0**	**6**	**6**	**6**	**0**	**6**	**0**	**0**	**10222**	**10222**	**10222**	**0**	**11**	**0**

STATUS OF DISPOSAL OF LOAN APPLICATIONS UNDER VARIOUS SCHEMES (01.04.2020 TO 30.09.2020)															
Sl.No	BankName	PMEGP							NULM						
		Backlog, if any	No of Applications received from 01.04.2020 to 30.09.2020	Total No. of Applications (including backlog)	No of Applications sanctioned	No. of Applications returned/rejected	No of Applications disbursed	No of Applications pending	Backlog, if any	No of Applications received from 01.04.2020 to 30.09.2020	Total No. of Applications (including backlog)	No of Applications sanctioned	No. of Applications returned/rejected	No of Applications disbursed	No of Applications pending
		1	2	3=1+2	4	5	6	7=(3-4-5)	1	2	3=1+2	4	5	6	7=(3-4-5)
1	Bank of Baroda	0	0	0	0	0	0	0	0	0	0	0	0	0	0
2	Bank of India	0	761	761	86	106	0	569	0	31	31	31	0	0	0
3	Bank of Maharastra	0	0	0	0	0	0	0	0	0	0	0	0	0	0
4	Canara Bank	0	190	190	190	0	190	0	0	46	46	46	0	46	0
5	Central Bank of India	0	145	145	145	0	145	0	0	0	0	0	0	0	0
6	Indian Bank	0	320	320	320	0	320	0	0	142	142	142	0	142	0
7	Indian Overseas Bank	0	17	17	17	0	15	0	0	75	75	71	2	70	2
8	Punjab & Sind Bank	0	0	0	0	0	0	0	0	0	0	0	0	0	0
9	Punjab National Bank	0	773	773	90	142	58	541	0	117	117	10	58	8	49
10	State Bank of India	0	328	328	328	0	328	0	0	596	596	596	0	596	0
11	UCO Bank	0	84	84	84	0	65	0	0	614	614	614	0	243	0
12	Union Bank	0	685	685	88	43	88	554	0	0	0	0	0	0	0
	Total Pubic Sector Bank	**0**	**3303**	**3303**	**1348**	**291**	**1209**	**1664**	**0**	**1621**	**1621**	**1510**	**60**	**1105**	**51**
13	Axis Bank Ltd	0	0	0	0	0	0	0	0	0	0	0	0	0	0
14	Bandhan Bank	0	0	0	0	0	0	0	0	0	0	0	0	0	0
15	City Union Bank	0	0	0	0	0	0	0	0	0	0	0	0	0	0
16	DCB Bank Ltd	0	0	0	0	0	0	0	0	0	0	0	0	0	0
17	Federal Bank	0	0	0	0	0	0	0	0	0	0	0	0	0	0
18	HDFC Bank	0	0	0	0	0	0	0	0	0	0	0	0	0	0
19	ICICI Bank	0	0	0	0	0	0	0	0	0	0	0	0	0	0
20	IDBI Bank	0	69	69	69	0	69	0	0	9	9	9	0	9	0
21	IDFC First Bank	0	0	0	0	0	0	0	0	0	0	0	0	0	0
22	Indus Ind Bank	0	0	0	0	0	0	0	0	0	0	0	0	0	0
23	Karnatak Bank Ltd.	0	0	0	0	0	0	0	0	0	0	0	0	0	0
24	Karur Vysya Bank	0	0	0	0	0	0	0	0	0	0	0	0	0	0
25	Kotak Mahindra Bank Ltd	0	0	0	0	0	0	0	0	0	0	0	0	0	0
26	Laxmi Vilas Bank	0	0	0	0	0	0	0	0	0	0	0	0	0	0
27	RBL Bank	0	0	0	0	0	0	0	0	0	0	0	0	0	0
28	Standard Chartered Bank	0	0	0	0	0	0	0	0	0	0	0	0	0	0
29	The South Indian Bank Ltd.	0	0	0	0	0	0	0	0	0	0	0	0	0	0
30	Yes Bank	0	0	0	0	0	0	0	0	0	0	0	0	0	0
31	Tamilnadu Mercantile Bank	0	0	0	0	0	0	0	0	0	0	0	0	0	0
	Total Private Sector Bank	**0**	**69**	**69**	**69**	**0**	**69**	**0**	**0**	**9**	**9**	**9**	**0**	**9**	**0**
32	Odisha Gramya Bank	0	26	26	26	0	26	0	0	0	0	0	0	0	0
33	Utkal Grameen Bank	0	30	30	1	3	0	26	0	0	0	0	0	0	0
	Total RRB	**0**	**56**	**56**	**27**	**3**	**26**	**26**	**0**	**0**	**0**	**0**	**0**	**0**	**0**
34	Orissa State Co-Op. Bank	0	0	0	0	0	0	0	0	0	0	0	0	0	0
	Cooperative Banks	**0**	**0**	**0**	**0**	**0**	**0**	**0**	**0**	**0**	**0**	**0**	**0**	**0**	**0**
35	Jana Small Finance Bank	0	0	0	0	0	0	0	0	0	0	0	0	0	0
36	ESAF Small Finance Bank	0	0	0	0	0	0	0	0	0	0	0	0	0	0
37	Suryoday Small Finance Bank	0	0	0	0	0	0	0	0	0	0	0	0	0	0
38	Ujjivan Small Finance Bank	0	0	0	0	0	0	0	0	0	0	0	0	0	0
39	Utkarsh Small Finance Bank	0	0	0	0	0	0	0	0	0	0	0	0	0	0
	Total Small Finance Bank	**0**	**0**	**0**	**0**	**0**	**0**	**0**	**0**	**0**	**0**	**0**	**0**	**0**	**0**
	Grand Total	**0**	**3428**	**3428**	**1444**	**294**	**1304**	**1690**	**0**	**1630**	**1630**	**1519**	**60**	**1114**	**51**

STATUS OF DISPOSAL OF LOAN APPLICATIONS UNDER VARIOUS SCHEMES (01.04.2020 TO 30.09.2020)															
Sl.No	BankName	SHG							SCST						
		Backlog, if any	No of Applications received from 01.04.2020 to 30.09.2020	Total No. of Applications (including backlog)	No of Applications sanctioned	No. of Applications returned/rejected	No of Applications disbursed	No of Applications pending	Backlog, if any	No of Applications received from 01.04.2020 to 30.09.2020	Total No. of Applications (including backlog)	No of Applications sanctioned	No. of Applications returned/rejected	No of Applications disbursed	No of Applications pending
		1	2	3=1+2	4	5	6	7=(3-4-5)	1	2	3=1+2	4	5	6	7=(3-4-5)
1	Bank of Baroda	0	1073	1073	989	0	989	84	0	217	217	197	6	197	14
2	Bank of India	0	2296	2296	2296	0	0	0	0	0	0	0	0	0	0
3	Bank of Maharastra	0	0	0	0	0	0	0	0	0	0	0	0	0	0
4	Canara Bank	0	1740	1740	1740	0	1740	0	0	5392	5392	5392	0	5392	0
5	Central Bank of India	0	2200	2200	2200	0	2200	0	0	0	0	0	0	0	0
6	Indian Bank	0	2276	2276	2276	0	2276	0	0	249	249	249	0	249	0
7	Indian Overseas Bank	0	1289	1289	1289	0	1289	0	0	345	345	345	0	345	0
8	Punjab & Sind Bank	0	0	0	0	0	0	0	0	0	0	0	0	0	0
9	Punjab National Bank	0	4254	4254	3481	371	3481	402	0	1034	1034	942	92	901	0
10	State Bank of India	0	8773	8773	8773	0	8773	0	0	51334	51334	51334	0	51334	0
11	UCO Bank	0	8960	8960	8960	0	3628	0	0	0	0	0	0	0	0
12	Union Bank	0	3607	3607	1498	112	1498	1997	0	0	0	0	0	0	0
Total Pubic Sector Bank		**0**	**36468**	**36468**	**33502**	**483**	**25874**	**2483**	**0**	**58571**	**58571**	**58459**	**98**	**58418**	**14**
13	Axis Bank Ltd	0	0	0	0	0	0	0	0	0	0	0	0	0	0
14	Bandhan Bank	0	0	0	0	0	0	0	0	10390	10390	10390	0	10390	0
15	City Union Bank	0	0	0	0	0	0	0	0	0	0	0	0	0	0
16	DCB Bank Ltd	0	0	0	0	0	0	0	0	4	4	4	0	4	0
17	Federal Bank	0	0	0	0	0	0	0	0	0	0	0	0	0	0
18	HDFC Bank	0	2	2	2	0	2	0	0	179	179	179	0	179	0
19	ICICI Bank	0	0	0	0	0	0	0	0	0	0	0	0	0	0
20	IDBI Bank	0	66	66	66	0	66	0	0	0	0	0	0	0	0
21	IDFC First Bank	0	0	0	0	0	0	0	0	0	0	0	0	0	0
22	Indus Ind Bank	0	0	0	0	0	0	0	0	0	0	0	0	0	0
23	Karnatak Bank Ltd.	0	0	0	0	0	0	0	0	0	0	0	0	0	0
24	Karur Vysya Bank	0	0	0	0	0	0	0	0	0	0	0	0	0	0
25	Kotak Mahindra Bank Ltd	0	0	0	0	0	0	0	0	0	0	0	0	0	0
26	Laxmi Vilas Bank	0	0	0	0	0	0	0	0	0	0	0	0	0	0
27	RBL Bank	0	0	0	0	0	0	0	0	0	0	0	0	0	0
28	Standard Chartered Bank	0	0	0	0	0	0	0	0	0	0	0	0	0	0
29	The South Indian Bank Ltd.	0	0	0	0	0	0	0	0	0	0	0	0	0	0
30	Yes Bank	0	0	0	0	0	0	0	0	0	0	0	0	0	
31	Tamilnadu Mercantile Bank	0	0	0	0	0	0	0	0	0	0	0	0	0	0
Total Private Sector Bank		**0**	**68**	**68**	**68**	**0**	**68**	**0**	**0**	**10573**	**10573**	**10573**	**0**	**10573**	**0**
32	Odisha Gramya Bank	0	16672	16672	16672	0	16672	0	0	20358	20358	20358	0	20358	0
33	Utkal Grameen Bank	0	5799	5799	5799	0	5799	0	0	53635	53635	53635	0	53635	0
Total RRB		**0**	**22471**	**22471**	**22471**	**0**	**22471**	**0**	**0**	**73993**	**73993**	**73993**	**0**	**73993**	**0**
34	Orissa State Co-Op. Bank	0	5798	5798	5798	0	0	0	0	0	0	0	0	0	0
Cooperative Banks		**0**	**5798**	**5798**	**5798**	**0**	**0**	**0**	**0**	**0**	**0**	**0**	**0**	**0**	**0**
35	Jana Small Finance Bank	0	0	0	0	0	0	0	0	5	5	5	0	5	0
36	ESAF Small Finance Bank	0	0	0	0	0	0	0	0	0	0	0	0	0	0
37	Suryoday Small Finance Bank	0	0	0	0	0	0	0	0	0	0	0	0	0	0
38	Ujjivan Small Finance Bank	0	0	0	0	0	0	0	0	2399	2399	2399	0	2399	0
39	Utkarsh Small Finance Bank	0	0	0	0	0	0	0	0	0	0	0	0	0	0
Total Small Finance Bank		**0**	**0**	**0**	**0**	**0**	**0**	**0**	**0**	**5**	**5**	**5**	**0**	**5**	**0**
Grand Total		**0**	**64805**	**64805**	**61839**	**483**	**48413**	**2483**	**0**	**143142**	**143142**	**143030**	**98**	**142989**	**14**

SUCCESS STORIES

SUCCESS STORY - 1

Rabindra Khuntia is a resident of Harekrushnapur village in Sadar block of Dhenkanal district, Odisha. He hails from an agricultural family. He lives with his parents and one brother. He complete his graduation. The income of his family was not sufficient for meet their basic needs in day to day life. Rabindra is always eager to be self dependent. He started poultry farming in his father's land at his village area. He came to know about the RSETI when she attended Entrepreneurship Awareness Programme organised by UCO RSETI, Dhenkanal sponsored by UCO Bank. He applied for poultry training and also got selected for his deep interest, experience and eligibility. He worked hard to develop the business and was fully supported by her family.

During the 10 days training programme , he gained his skill on poultry as well as entrepreneurial competencies,

Project report preparation, time management, market survey, marketing management, banking, good communication skill and confidence building. The training programme increased his self confidence and motivated him. After successfully completing the training programme he has developed his infrastructure with his own investment .Now he is earning Average Rs. 30,000/- to 40,000 /- per month from his poultry farm. He has been providing employment to two persons in his farm. His family members are very happy with his progress. Now he is very confident for his business improvement and gives credit of his success to UCO RSETI , Dhenkanal .

SUCCESS STORY – II

Mr.Padma Charan Naik hails from Jharkumunda village, under B.M.Pur block in the District of Subarnapur. He has completed his school education up to nine class. He belongs to Other Backward Caste and comes from a rural poor family. His father name is Sri Krushna Chndra Naik . He came to know about free training being offered by RSETI, Subarnapur through the EAP and immediately he got enrolled for LMV Owner Driver training programme conducted by SBRSETI, Subarnapur, sponsored by State Bank of India. Few days after he applied for LMV Owner Driver training and completed all formalities to get the training from 16.07.2017 to 14.08.2017 Batch No. 113 in RSETI, Sonepur. During this training Period he learned the ABC of vehicle, steering balance, gear changing technique, different road safety sign., minor trouble shooting with Market Survey, Marketing, Time Management, Communication, Project Preparation etc. Apart from skill development, he learned how to develop self confidence "I can Do" from the RSETI . After Completion of the training programme, he arranged Rs.140000/- from his family and relatives and purchased Auto rickshaw and started his public transport business. Because of his good manner, time bound service, reasonable price for his service, he attracts the people of his locality and gains the confidence to meet their satisfaction. Presently he is earning Rs.15000/- per month and supporting his family financially. Now he is self sufficient in that village and proved himself. This has motivated other unemployed youth of that area.

SUCCESS STORY – III

Sukanti Meher belonged to a middle class family. Her hereditary business was Tie and Dye .But being very poor she was unable to innovate in the field. Her name was recommended under PMEGP and she underwent training at our Institute from 17.02.2016 to 26.02.2016 under general EDP. Enthused by the training she started experimenting and became successful in the field. She had participated in Indian International Hand Woven Fair Chennai and also participated in 14th Global Indian Festival 2016 held in Kualampur, Malaysia. She has also got Export-Import licences. She was honoured by Punjab National Bank for promoting Sambalpuri Saree. She has been awarded by the President of India and Chief Minister of Odisha for her work during 2011.

She had been felicitated in Vigyan Bhavan , New Delhi by MoRD on the occasion of RSETI Diwas, on 07.06.2017 as one of the top five emerging entrepreneurs of the country trained by SBRSETI. Very recently MoRD had made a documentary of her along with 3 other entrepreneurs of the country depicting success story of RSETI. The documentary was shown to the Prime Minister on the occasion of Samanwa Diwas on 25.09.2017. The documentary will be shown in all the RSETI of the country.

SUCCESS STORY – IV

Ramamani Swain, lived with her husband in Sijua in their own house with two kids. Her husband works in a private company earning a meagre salary which was difficult to support the family. Added to it the kids started going to school that required more fund. This situation compelled the lady to search for alternate/additional income source. She came across some friends nearby who informed her about RUDSETI. Her residence being located in a new upcoming locality, she chose tailoring as a viable business proposition and took up women's dress designing course in RUDSET institute for one month.

She attended the training with utmost sincerity and learnt most of the finer techniques of dress designing. She also learnt the EDP inputs taught by RUDSET to successfully launch the business and techniques of business management. She was motivated, oriented, and trained to her optimum potentiality that really helped her to get shaped and prepared to start her own venture. She had actively participated in MILLY session, Simulation games, and got benefitted out of it.

After completion of training, she practised in her house for about two three months by getting the order from nearby households. Her dwelling house had a space in front of it which she converted to the tailoring unit by spending a small amount for interior furnishing. Then she purchased two more sewing machines out of her own savings and started the unit full fledged by engaging two girls. She is getting good number of customers and her business is gradually improving. Now her Average Monthly Net Income is around Rs.15,000/-. RSETI training imparted had strong impact in her life especially the competencies i.e. never give up attitude. She is self confident, assertive, persuasive, systematic planner. RSETI had played a major role in providing BOG, Business Plan preparation, enterprise management etc.